

2025 BUDGET



Park District of Oak Park
218 Madison Street
Oak Park, IL 60302
(708) 725-2000



PARK DISTRICT OF OAK PARK

2025 Budget

January 1, 2025 – December 31, 2025

BOARD OF PARK COMMISSIONERS

Kassie Porreca, President

Jake Worley-Hood, Vice President

David Wick, Treasurer

Sandy Lentz, Secretary

Chris Wollmuth, Commissioner

Principal Staff

Jan Arnold, Executive Director

Mitch Bowlin, Director of Finance

Chris Lindgren, Deputy Director - Properties & Planning

Maureen McCarthy, Deputy Director - Recreation

Bill Hamilton, Superintendent of Parks & Facilities

Paula Bickel, Director of Human Resources

Patti Staley, Director of Horticulture & Conservatory Operations

Miriam Armstrong, Finance Manager and Budget Editor

Budget Cover: Enjoying the Fall Fest at the Oak Park Conservatory

Mission, Vision & Values

Our Mission

In partnership with the community, we enrich lives by providing meaningful experiences through programs, parks, and facilities.

Our Vision

We strive for excellence in serving the well-being and recreational needs of our diverse community through a collaborative, innovative, and sustainable approach.

Our Values

Community Engagement: We will actively work to foster ongoing dialogue, relationships, collaborations, and partnerships with and within the community.

Responsible Leadership: We will maintain a high performing, engaged, and accountable organization.

Integrity: We will adhere to moral, honest, and ethical principles with a focus on accessibility, inclusion, and transparency.

Innovation: We will continuously try new methods and ideas, adapt services according to trends, and continually improve processes.

Sustainability: We will thrive through renewal, maintenance, and stewardship in all aspects of operation.

Inclusivity: We will actively and intentionally value multiple layers of human characteristics and view such differences as strengths, while striving for equity among all identities to be authentic, feel safe and be respected in our programs, parks, and facilities.



Budget Presentation Award

Government Finance Officers Association of the United States and Canada (GFOA) presented a Distinguished Budget Presentation Award to the Park District of Oak Park, Illinois, for its Annual Budget for the fiscal year beginning January 1, 2024. In order to receive this award, a governmental unit must publish a budget document that meets program criteria as a policy document, as a financial plan, as an operations guide, and as a communications device.

This award is valid for a period of one year only. We believe our current budget continues to conform to program requirements, and we are submitting it to GFOA to determine its eligibility for another award.



GOVERNMENT FINANCE OFFICERS ASSOCIATION

*Distinguished
Budget Presentation
Award*

PRESENTED TO

**Park District of Oak Park
Illinois**

For the Fiscal Year Beginning

January 01, 2024

Christopher P. Morill

Executive Director

Table of Contents

Board of Park Commissioners	2
Mission, Vision & Values.....	3
History of the Park District of Oak Park.....	8
Profile of the Park District of Oak Park.....	10
Organizational Chart.....	14
Budget Letter	18
Budget Process & Controls.....	18
2025 Budget Highlights & Overview	20
Budget Summary	26
Budget Timeline	29
Individual Fund Descriptions & Structure	31
Visual Representation of Allocation by Fund.....	33
Financial Policies	
Fund Balance Policy	35
Investment Policy	38
Debt Management Policy.....	46
Revenue Policy	48
Procurement Policy.....	51
Fixed Asset Policy	55
Revenue Sources	60
Taxes.....	62
Fees and Charges	64
Intergovernmental.....	66
Rental Income	68
Miscellaneous Revenue	70
Sponsorship and Donations	72
Other Financing Sources	74
Program Revenues.....	76
Expense Distribution	78
Payroll.....	80



Contractual Services 82

Materials and Supplies..... 84

Benefits 86

Miscellaneous Expense 88

Debt Service Expense..... 90

Utilities..... 94

Other Financing Uses 96

Capital Improvements..... 98

Budget to Budget Overview 100

Corporate Fund Overview..... 106

Administration 109

Conservatory 125

Parks & Planning..... 138

IMRF Fund..... 155

Liability Fund..... 160

Audit Fund 168

Recreation Fund Overview..... 173

Recreation Administration 176

Communications & Marketing 186

Sports..... 197

Guest Services 217

General Recreation 225

Museum Fund 262

Special Recreation Fund 268

Special Facilities Fund Overview 273

Special Facilities Administration..... 276

Aquatics 283

Ice Arena 301

Gymnastics 325

CRC..... 342

Special Facilities Maintenance 354

Health Insurance Fund..... 379



Capital Projects Fund	385
 Capital Improvement Plans by Park.....	398
Historic Properties Fund	399
Glossary	419

History of the Park District of Oak Park

The Park District of Oak Park has had a long and proud history of acquiring and developing green space and offering recreation opportunities for the residents of Oak Park. Established in 1912, the five elected commissioners who made up the first Park Board purchased the land now known as Scoville Park for \$135,637. This park, designed by Jens Jensen, an internationally renowned landscape artist, remains the “Village Green” today having been placed on the National Register of Historic Places by the United States Department of the Interior on November 21, 2002. It is the site of the World War I monument unveiled on November 11, 1925 in the presence of General C.G. Dawes, Vice-President of the United States.

Most of the land now owned by the Park District of Oak Park was purchased during the first two decades of the Park District’s existence. The main use of this property was for passive recreational activities. A conservatory was erected in 1929 supplying flowers for the community flowerbeds as well as hosting seasonal flower shows, which are still held today. The Oak Park Conservatory was placed on the National Register of Historic Places by the United States Department of the Interior on March 8, 2005.

In 1918 a “Small Parks Commission” was appointed by the Village Board to ensure that Oak Park children had a place to “enjoy and practice organized outdoor sports.” They became the Oak Park Playground Board in 1920 and began to levy a tax in 1921 to “equip, conduct and maintain playgrounds.” This Board went on to purchase land for playgrounds and eventually built neighborhood centers, named after prominent children’s authors, where organized recreation programs were provided. At the National Recreation Congress in October 1926, Oak Park won national recognition for programs such as the “Boys’ Playground Band”, a “Shelter House Design Contest” won by Oak Parker John S. Van Bergen, “Murals Contest”, “Junior Art Museum”, “Library on Wheels”, as well as playground landscaping and beautification. Mr. Van Bergen designed many of the neighborhood recreation centers built by the Playground Commission.

In 1939, the Park District bought the property now known as Mills Park from the Herbert Mills Family. Historic Pleasant Home, designated a historic landmark in 1972, is located on this property. In 1947, the Henry W. Austin Family donated Austin Gardens to the Park District. Sometimes referred to as “the secret garden” this beautiful park has been home to Festival Theatre since 1975, the Midwest’s oldest professional theatre devoted to outdoor performances of the classics. Cheney House (now known as Cheney Mansion) was presented as gift to the Park District in 1975 although it remained the private residence of Elizabeth Cheney until her death in 1985. Cheney Mansion was designed by Charles E. White, Jr. in 1913 and boasts many handsome reception rooms, six bedrooms, seven bathrooms, and separate servants’ quarters. The two acres of beautifully landscaped grounds also include a coach house and greenhouse.

Park District of Oak Park Mission: *In partnership with the community, we enrich lives by providing meaningful experiences through programs, parks, and facilities.*

For many years the Park District and Village Playground Commission operated side by side in serving the recreation needs of Oak Park residents when, in 1980, a new intergovernmental agreement merged the Recreation Department with the Park District. In 1990 the Park District became the sole provider of government-sponsored parks and recreation in Oak Park. At that time the Park District assumed the operation and maintenance of the Village-owned recreation centers.

The voters of Oak Park successfully passed a referendum in April 2005 providing much needed funding to “Renew Our Parks,” and provide clear stewardship of the parks and recreation service for the residents of the Village. In 2006, the Village transferred the titles of five of the seven recreation centers to the Park District and a 99-year use lease for the two remaining centers has been established due to underground water reservoirs located on these properties. Master plans have been completed for all of the parks, and major renovation projects have been completed or are in progress.

Profile of the Park District of Oak Park

Chartered

Established in 1912, the five elected commissioners who made up the first Park Board purchased the land now known as Scoville Park for \$135,637.

Governance - Park District Government

Non-Home Rule Authority.

Elected Board of five Commissioners, each who serves a four-year term. Commissioners serve without receiving any compensation.

Commissioners elect from among themselves a President, a Vice President, and a Treasurer.

Commissioners appoint an Executive Director and an Attorney/Secretary. The Executive Director serves as the chief executive officer for the Park District and carries out the policies of the Board.

Boundaries

The Park District is coterminous with the Village of Oak Park, which was incorporated in 1902 and is eight miles west of the Chicago “Loop” business district.

The Park District boundaries encompass approximately 4.5 square miles.

Population

Park District population is approximately 52,055 (2023).

Real Estate

Equalized assessed value of real estate for 2023 is \$ 2,361,857,488.

Tax Rate

Levy year 2023 \$0.521 per \$100 of assessed value.

Fiscal Year Budget

Proposed operating, debt service, and capital budget for FY2025 is \$37,475,918. The fiscal year begins on January 1 and concludes on December 31.

Bond Rating

Standard & Poor’s Rating Service rates the Series 2021 GO Debt Certificates as AA.

Park Resources

The District owns 27 facilities that occupy 84 acres of parkland within the Village of Oak Park. Facilities operated by the District include: an Administrative Center, tennis courts, basketball courts, soccer fields, baseball and softball diamonds, playgrounds, splash pads, bocce court, sand volleyball court, dog parks, sled hill, urban forest, turf fields, two outdoor pools, an indoor ice rink, three historic properties (the Oak Park Conservatory, Cheney Mansion, Pleasant Home), a gymnastics center a community recreation center and seven other recreation centers.

Programs and Services

A full schedule of recreation programs is provided by the District, including classes and activities in aerobics, swimming, music, dance, visual arts and various sports. Recreational activities are available for all ages. The District is a member of the West Suburban Special Recreation Association, which provides recreation services to physically or mentally challenged persons. Approximately 3,000 programs are provided yearly. The Park District also holds the annual Frank Lloyd Wright 5k/10k.

Staffing

64 authorized full-time staff, and approximately 500 part-time/seasonal staff.

Affiliations

National Recreation and Park Association (NRPA), Illinois Association of Park Districts (IAPD), Illinois Park and Recreation Association (IPRA), and Park District Risk Management Agency (PDRMA).

Accreditations

The Distinguished Park and Recreation Accredited Agency from the Illinois Association of Park Districts (IAPD), the Illinois Park and Recreation Association (IPRA), Agency Accreditation from the Commission for Accreditation of Park and Recreation Agencies (CAPRA).

Local Area

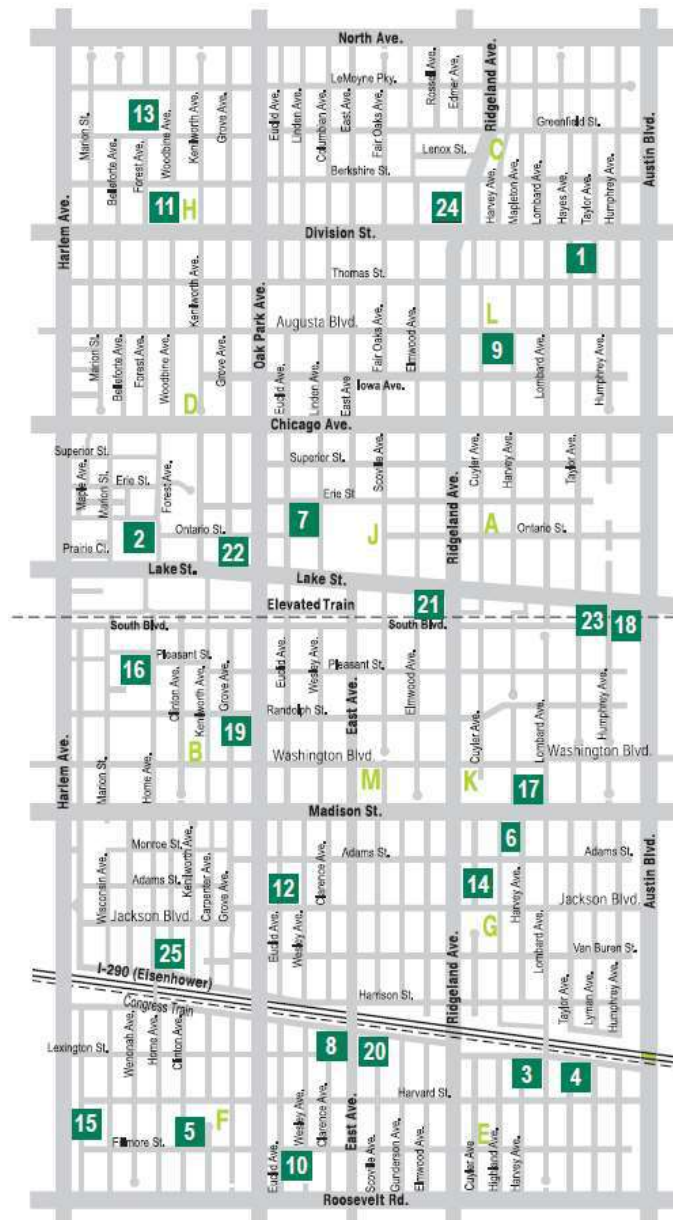
The Village provides general municipal services for District residents, including police and fire protection. The Village distributes filtered Lake Michigan water purchased from the City of Chicago. Sewage collection is handled through Village mains and goes through interceptors to the Metropolitan Water Reclamation District of Greater Chicago, which treats the sewage. Utility services are provided by Commonwealth Edison Company, NICOR (Northern Gas Company), and SBC.

Two modern hospitals are in the District and have approximately 556 beds. RUSH Oak Park Hospital has approximately 816 employees and 250 physicians on staff. West Suburban Hospital has approximately 1,000 employees, making them one of the largest employers in the Village, and approximately 290 physicians on staff.

An excellent transportation network links the District with Chicago and surrounding areas. The Eisenhower Expressway (Interstate 290) has two interchanges in the District, one at Austin and the other at Harlem. The Metra commuter rail system has a station in downtown Oak Park. The Chicago Transit Authority (CTA) has two rail rapid transit lines with seven stations that serve the District (four on the Green Line and three on the Blue Line.) Bus transit service and paratransit service is provided by the CTA and PACE (the suburban bus system).

School District Number 97 is coterminous with the District. Its facilities include eight kindergarten to fifth grade schools and two junior high schools (sixth through eighth). Enrollment is approximately 5,800 during the current school year.

High School District Number 200 (Oak Park & River Forest High School) serves the District. Among the facilities at the high school are a 6,000-seat football stadium and boys' fieldhouse and girls' gymnasium. The high school estimates that of recent graduating classes, approximately 80% go on to two and four-year colleges. Estimated enrollment for the current school year is approximately 3,300. There are also ten private schools within the District, including Fenwick High School, a nationally recognized secondary school with a recent enrollment of approximately 1,100. Nearby opportunities for higher education are provided by Triton College, a two-year public community college in River Grove, and by Concordia University and Dominican University, both located in nearby River Forest. Additional higher education opportunities are available in the Chicago metropolitan area.



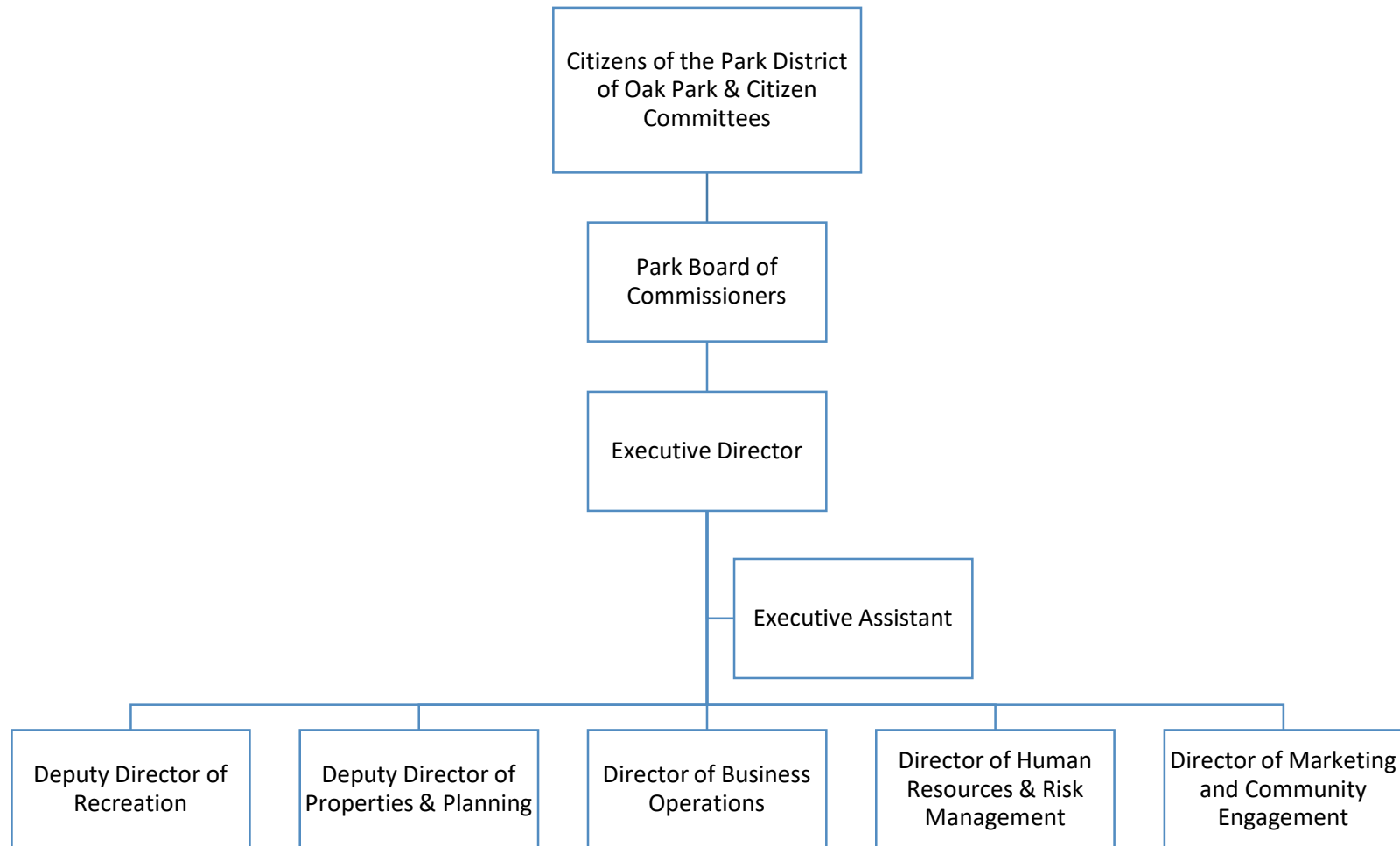
PARKS & FACILITIES

1. Andersen Center/Park (824 N. Hayes)
2. Austin Gardens (167 Forest Avenue)
3. Barrie Center (1011 S. Lombard)
4. Barrie Park (127 Garfield Street)
5. Carroll Center/Park (1125 S. Kenilworth)
6. Community Recreation Center (229 Madison St.)
7. Elizabeth F. Cheney Mansion (220 N. Euclid)
8. Oak Park Conservatory (615 Garfield Street)
9. Dole Center (255 Augusta)
10. Euclid Square Park (705 W. Fillmore)
11. Field Center/Park (935 Woodbine)
12. Fox Center/Park (624 S. Oak Park Avenue)
13. Lindberg Park (1151 N. Marton)
14. Longfellow Center/Park (610 S. Ridgeland Ave)
15. Maple Park (1105 S. Maple Ave)
16. Mills Park/Pleasant Home (217 S. Home)
17. Hedges Administration Center (218 Madison)
18. Gymnastics and Recreation Center (21 Lake Street)
19. Randolph Park (Grove & Randolph)
20. Rehm Pool and Park (515 Garfield)
21. Ridgeland Common Recreation Complex (RCRC) & Paul Hruby Ice Arena (415 Lake Street)
22. Scoville Park (800 W. Lake Street)
23. Stevenson Center/Park (49 Lake Street)
24. Taylor Park (400 W. Division)
25. Wenonah Park (Wenonah & Harrison)

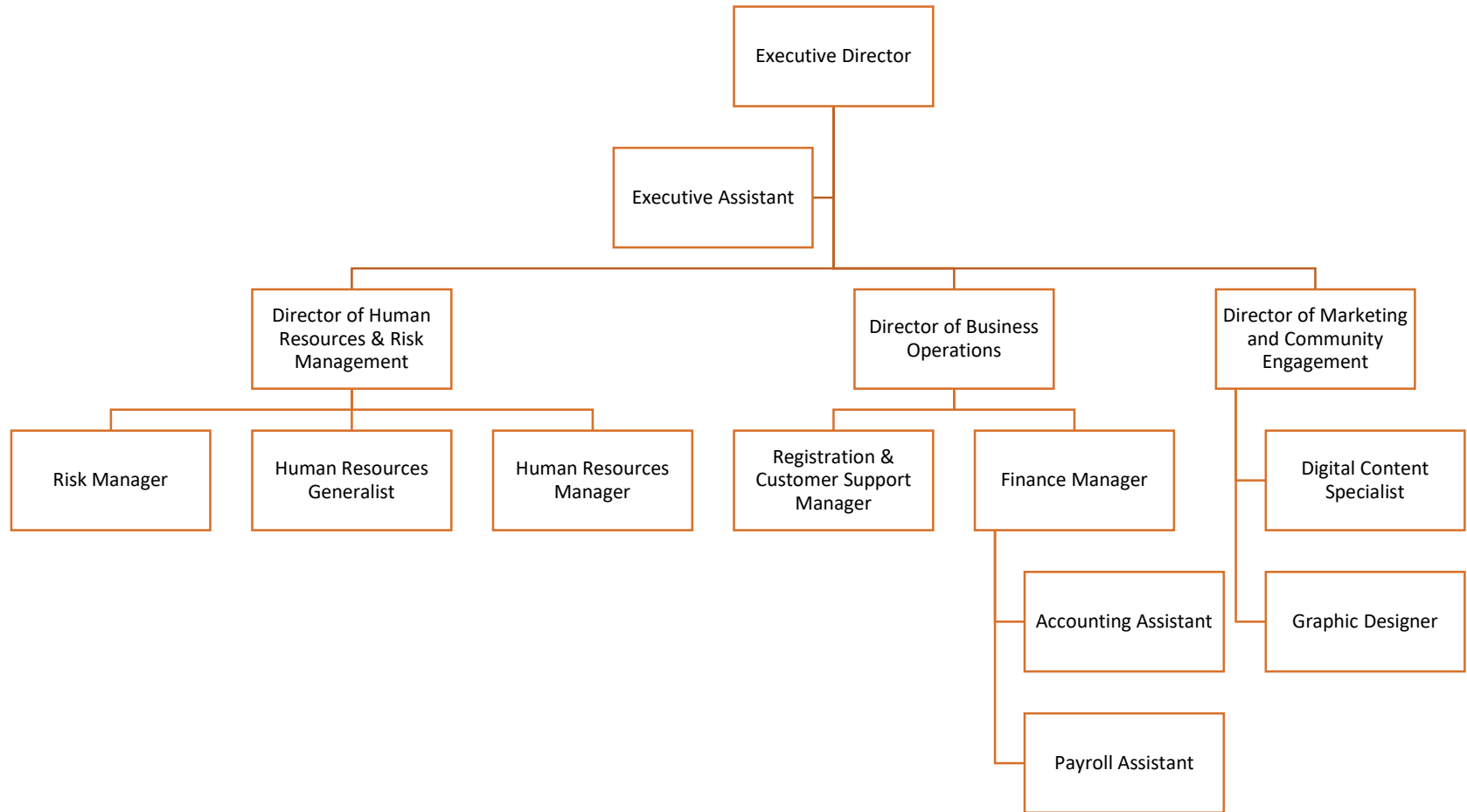
OTHER PROGRAM LOCATIONS

- A. Beye School (230 N. Cuyler)
- B. Gwendolyn Brooks Middle School (916 Washington Boulevard)
- C. Hatch School (1000 N. Ridgeland Avenue)
- D. Holmes School (508 N. Kenilworth Avenue)
- E. Irving School (1125 S. Cuyler Avenue)
- F. Lincoln School (1111 S. Grove Avenue)
- G. Longfellow School (715 Highland Avenue)
- H. Mann School (921 N. Kenilworth Avenue)
- J. Oak Park & River Forest High School (201 N. Scoville Avenue)
- K. Percy Julian Middle School (416 S. Ridgeland)
- L. Whittier School (715 N. Harvey Avenue)
- M. Fenwick High School (505 W. Washington Blvd)

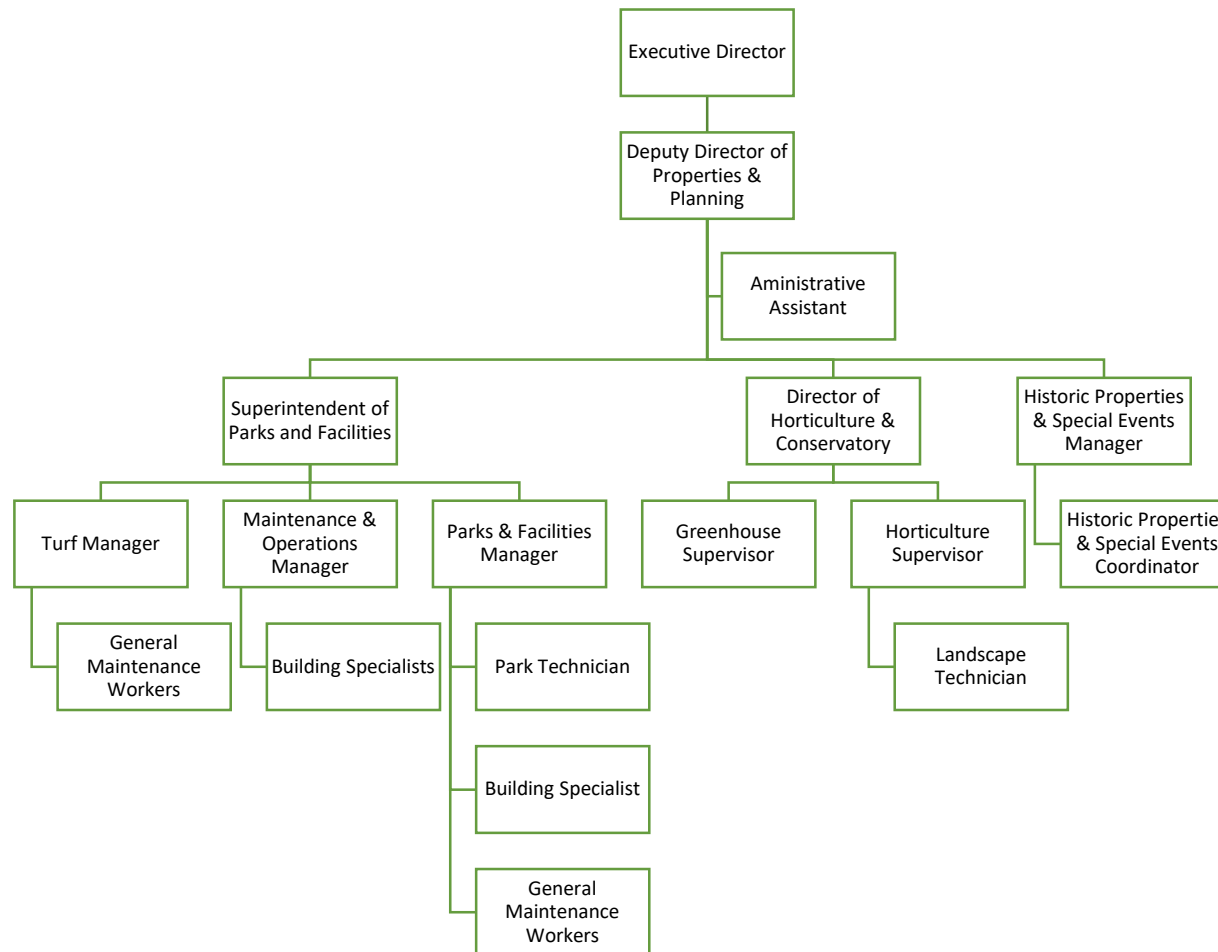
Park District of Oak Park – Organizational Chart



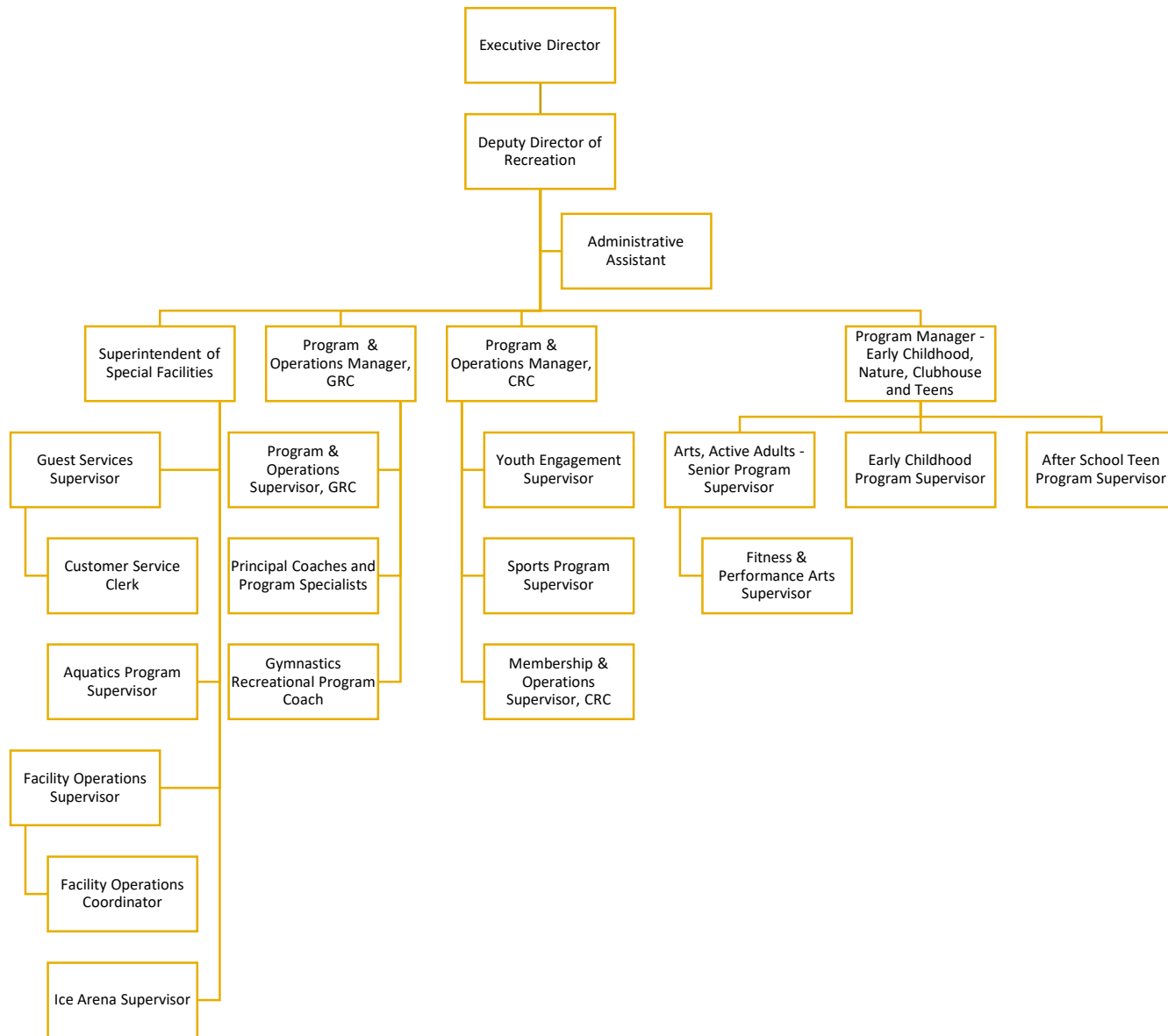
Park District of Oak Park – Organizational Chart / Administration



Park District of Oak Park – Organizational Chart / Properties & Planning



Park District of Oak Park – Organizational Chart / Recreation



December 2024

Honorable Commissioners
Park District of Oak Park

We are pleased to submit to you a copy of the 2025 Budget. This document provides a detailed outline for the allocation of financial resources staff will use to implement the Board's strategic initiatives. This budget serves as a resource in partnership with the community to provide quality parks and recreation experiences for the community of Oak Park.

Budget Process and Controls

The Board of Commissioners strategic initiatives and budget proposals were conceptually outlined at a retreat prior to staff developing the budget. The working draft of the budget is presented to the Board at two budget-working meetings. Taking the direction of the Board from these meetings, staff compiles the budget, which then is made available to the public as the draft Budget and Appropriation Ordinance. Statutorily the District must adopt a Budget and Appropriations Ordinance, but prior to adoption must make this available to the public at least thirty days prior to the Board's approval. Furthermore, a public hearing is required prior to the Board's approval. In practice this budget document is used by staff to implement the Board's policies and the District's mission, vision and values, while the Budget and Appropriations Ordinance is a legal document filed with the County Clerk.

All appropriated amounts lapse at the end of the fiscal year. The level of budgetary control (the level at which expenditures cannot legally exceed the appropriated amount) is established at the fund level. Spending and management control is exercised at line item level. The objective of these budgetary controls is to ensure compliance with legal provisions, and managements control with carrying out the Board's strategic objectives, and the District's mission, vision and values.

The budgetary control process includes verification of appropriation amounts before expenditures are incurred (procurement policy) with a monthly review of all account totals. Variances between expenditures and appropriations are identified for appropriate corrective measures. The District maintains a procurement policy for the authorization of all expenditures (for more information on District's Financial Policies please see the Appendix). Ultimately, all expenditures are reviewed and approved by the Board of Commissioners. The Board can approve transfers between funds after the first six months of the fiscal year. The Board needs a two-thirds vote to make such a transfer. Transfers cannot exceed 10% in the aggregate of the total amount appropriated for the fund.

Basis of Budgeting

The Park District uses a detailed line item budget for accounting, expenditure control and financial reporting with a modified accrual basis of accounting. Revenues are recognized when they become available and measurable; expenditures generally are recognized when liabilities are incurred. The modified accrual basis is identical to the basis of accounting used in the audited fund financial statements. The Park District compares year-end estimates, the prior year's budget and the proposed budget to ensure that baseline information used for comparison purposes is reasonable.

Budgetary History

The current budget process began with the approval of the 2005 referendum. The 2002 Infrastructure Committee Report and the 2004 Comprehensive Master Plan, updated in 2014 and 2024, provided the impetus to make a change to the current tax structure. The referendum was developed to accomplish two goals. The first goal was to provide a funding source for repair and restoration of the Park District's facilities and parks that had deteriorated from years of deferred maintenance due to insufficient resources. The second goal was to align the funding and operation of all publicly owned recreation property and facilities under one governmental agency, rather than two, which had been the case (the village owned several facilities that were operated by the Park District and which were located on Park District land). The funding re-alignment provided the Park District with financial independence from the Village of Oak Park with the final annual Village payment to the Park District of \$1.7 Million being completed in 2007. Receipt of the referendum funds began in the fall of 2006 with the full impact of the increased property taxes for capital improvement being realized in 2010.

In 2012, the Park District took a major step in modernizing the structure of the organization by creating a second superintendent position to oversee the Special Facilities department, and all programming contained within those facilities. In 2024, the Park District fine-tuned the 2012 reorganization by creating two deputy director positions separately overseeing programming functions and property and maintenance functions. Previously programming was split under two separate superintendents. Now all programming falls under one of the deputy director positions, while the other oversees the parks and all the facilities, including the three historic properties.

In December 2018, the Board updated their strategic initiatives. The Board's updated strategic initiatives are: 1) customer and community focused, 2) financial strength, 3) quality infrastructure management, 4) organizational excellence, and 5) staff excellence. The District's mission, vision and values policy statement was initially developed in 2004. In 2018, these were updated in conjunction with developing a three-year strategic plan and the updated strategic initiatives.

2025 BUDGET HIGHLIGHTS**Overview**

Fiscal year 2025 will include a number of major projects at the Park District of Oak Park. Total revenues are increasing in 2025 by 2% driven mainly by both the increase in property tax revenues and program revenues. Total expenses for the District are increasing by 32% driven primarily by increased expenses in the Capital Projects Fund.

In 2025 the District is planning for revenue from fees and charges to increase by 6%, rental revenue to increase by 7%, and programming revenue to increase by 11%. Increased revenue from fees and charges and rentals are a combination of price increases, and additional membership and rental options being sold. The increase in programming revenue is driven primarily by additional summer camp offerings. Operating expenses are increasing accordingly with the growth. Wages are expected to increase by 16% due to a 4% increase in full-time staff costs, a new collective bargaining agreement with union employees, and an increase to \$15 for minimum wage. Contractual expenses are estimated to increase 13%, supplies are estimated to increase 28%, and benefits are estimated to increase 16% (mainly due to increased FICA cost with a larger payroll). Capital expenses are decreasing by 205% due to multiple large-scale projects beginning in 2025.

Significant items included in the 2025 Budget are:

- Master plan improvements at Andersen Park
- Preparing geothermal wells at Cheney Mansion
- Replacement of the center at Field Park
- Solar Panels at the Admin Center
- Replacement of turf at Irving School
- Design work for the Longfellow Park Master Plan Improvements
- Phase 1 of the Rehm Pool Master Plan Improvements

Cost Savings and Management Efficiencies

The Park District strives to maintain the most efficient and effective use of resources provided by taxpayers and users of the District's facilities and services. Grants are sought after. Cooperative purchasing is practiced. Examples of management efficiencies that have resulted in over \$200,000 in annual savings are:



- Participating in the Park District Risk Management Association, a cost sharing insurance pool of over 160 park districts, for liability and health insurance.
- Purchasing natural gas and electricity through a broker for our larger facilities, a cost savings over NICOR and ComEd.
- Shifting from antiquated connectivity options to faster cheaper options.
- In-sourcing many recreation programs to provide a better level of service at a lower cost.
- Bringing landscape and park maintenance in house.
- Green initiatives, i.e. electronically saving required files and reports, improved utilities (lighting and boilers), solar power, cisterns, and leveraging software to improve efficiency (work orders, surveys, and electronic payroll).
- The CRC was constructed as a net zero facility saving approximately \$80,000 annually in utility costs.

Property Taxes

The District levies an annual property tax to support its parks, recreation, and facilities. In 2025, property taxes are forecast to be 48.5% of District operating revenues. Annually the Board must approve a property tax levy ordinance and file it with the County no later than the last Tuesday in December. The December tax levy ordinance provides funds for the next year’s operations (ordinance approved in November 2024 funds the 2025 Budget). The Property Tax Extension Lamination Law (PTELL) limits the dollar amount of the tax levy increase to an amount equal to the consumer price index (CPI) or 5%, whichever is less. The 2024 tax year levy PTELL limit is 3.4%. This will equal an approximate \$8.50 increase for each \$100,000 of equalized assessed value.

The mechanics behind levying property taxes based on PTELL can be confusing because at the time the District is approving its levy, the equalized assessed value (EAV) of the District is not known. This requires the dollar amount of the property tax levy to be estimated above the CPI amount to allow the District to be assured the minimum amount of the tax levy is extended and collected by the County. The County Clerk adjusts the dollar amount levied by the district once the EAV has been determined.

There are seven lines or levies comprising the total tax levy. Four of the seven levies have statutory rate limits, while three do not. The following table, continued on the next page, shows the tax levy lines, 2024 rates, and dollar amounts per levy line.

Park District of Oak Park Proposed 2024 Tax Levy					
	2023 Extended			2024	2024 Levy to
<u>PTELL capped levies</u>	<u>Levy</u>	<u>Rate</u>	<u>Max Rate</u>	<u>Levy</u>	<u>2023 Extension</u>
Corporate	\$5,977,861		0.3500	\$6,270,776	\$292,915
Recreation	\$5,219,705		0.3700	\$5,389,903	\$170,198
<i>for CIP (bonds)</i>	\$2,062,650			\$2,079,150	
<i>for CIP</i>	\$1,593,368			\$1,671,443	
IMRF	\$174,777		n/a	\$218,393	\$43,616
Audit	\$30,704		0.0050	\$19,837	(\$10,867)
Liability Insurance	\$325,936		n/a	\$439,845	\$113,909
Museum	\$73,217		0.0700	\$36,360	(\$36,857)
Total capped levies	\$11,802,200			\$12,375,114	\$572,914
				% Change	4.85%
<u>PTELL non-capped levies</u>					
Special Recreation	\$493,515		0.0400	\$523,034	\$29,519
Total non-capped levies	\$493,515			\$523,034	\$29,519
Total Levy	\$12,295,715			\$12,898,148	\$602,433
				% Change	4.90%

Fund Balance

The District’s Fund Balance Policy sets a targeted balance level of 25% for operating funds. The practices of the District when budgeting is to have the budgeted year’s ending fund balance meet the policy. In other words, the 2025 ending fund balance for each fund must be at or above the Fund Balance Policy’s percentage minimum. Furthermore, each fund’s balance is projecting three ensuing fiscal years as a “gut” check to see if the fiscal policies implemented with the current budget continue to keep the District fiscally sound.

If an operating fund (Corporate, Recreation, Special Facilities) has met the targeted goal for fund balance retention, any revenue generated in excess of annual expenses can be transferred to the Capital Project Fund as a means to accelerate park improvements, or to address unforeseen conditions when the CIP was developed.

District funds that require a minimum 25% fund balance to expenditures are the Corporate, Recreation, Audit, IMRF, Liability, Health Insurance, Historic Properties Fund, Special Recreation and Special Facilities. The Museum Fund is a hybrid operating and capital fund, and its fund balance minimum has been established as a 75% to expenditure ratio. The Capital Projects Fund does not have a minimum fund balance requirement, other than that each year when adopting the budget, the ending fund balance cannot be negative.

As of the end of 2023, the District had an operating fund balance of \$12,827,589. The 2024 year end fund balance is estimated to increase to \$13,001,479 due to increases in daily admissions, memberships, and program participation.

Fund	Audited	Audited	Audited	Recommended		Variance	Estimated	Projected
	Fund Balance 12/31/2020	Fund Balance 12/31/2021	Fund Balance 12/31/2022	%	Amount		Fund Balance 12/31/2023	Fund Balance 12/31/2024
Corporate	2,648,140	3,227,511	4,087,550	25%	1,351,086	2,736,464	4,473,380	4,510,077
IMRF	420,433	234,706	174,768	25%	65,306	109,462	109,858	56,039
Liability	197,199	421,533	440,860	25%	67,987	372,873	365,509	253,924
Audit	18,712	19,906	21,045	25%	5,165	15,880	14,602	12,613
Recreation	3,927,058	3,995,279	4,200,058	25%	2,208,817	1,991,242	4,595,643	4,256,995
Museum	205,863	285,276	286,536	75%	261,739	24,797	247,906	145,410
Special Recreation	358,540	401,926	391,226	25%	108,151	283,075	307,125	168,149
Special Facilities	807,143	1,167,515	1,454,453	25%	726,301	728,152	1,635,936	1,706,670
Historic Properties	168,192	257,285	334,130	25%	74,449	259,682	294,685	262,808
Total Operating	8,751,280	10,010,937	11,390,626		4,869,001	6,521,626	12,044,643	11,372,685
Health Insurance	210,471	371,660	577,238	25%	236,987	340,251	608,017	694,199
Capital Projects	1,489,357	12,551,919	1,906,260	>0%	-	1,906,260	4,216,245	5,518,535
Total	10,451,108	22,934,516	13,874,124		5,105,988	8,768,137	16,868,905	17,585,420

Bonds & Interest

The District issued three \$9.995 million bond in 2011, 2012 and 2013. These bond issues were done to pay for rebuilding Ridgeland Common, the Gymnastics and Recreation Center, as well as to improve the Parks and Planning and Administrative facility. The District refunded the 2011 bonds during the 2019 budget year, and then the 2012 and 2013 bonds in the 2020 budget year. Total interest savings after refunding the bonds was approximately \$3 million. In November 2021 the District issued a \$6 million debt certificate to help fund the 2022-2026 Capital Improvement Plan. This debt certificate extended the District's interest and principle payments by 2 years out to 2035.

Capital Maintenance

The proposed 2025 capital budget includes appropriations to complete improvements at various sites. Capital improvements continue to be processed and implemented throughout the District, as highlighted below:

- Masterplan improvements at Andersen Park
- Masterplan improvements at Field Center
- Geothermal work at Cheney Mansion
- Tuckpointing and flooring work at the Conservatory
- Carpeting replacement and solar panel installation at the Admin Center
- Building automation system, boiler replacement, and carpeting replacement at the Gymnastics Recreation Center
- Completion of phase one of the Rehm Pool masterplan

To see a more detailed listing of capital projects in the 2025 budget as well as their impact on the district's operating budget please go to the Capital Projects appendix towards the back of this document.

Staffing

During 2019, the District updated the Salary and Wage program to ensure the district is paying within the 50th percentile of like positions at comparable park districts. All of the district's positions fell within the 50th percentile showing the district is paying employee's market wages. For 2023, the District reviewed salary grades for full time and part time staff and found that minimal adjustments were necessary. During the budget process annually, the board will approve a wage increase pool that is to be divided based on the performance of staff. In 2025, the wage increase pool was set at 4%. A non-union employee will be eligible to receive an increase ranging between 0% and 5% based on overall performance. Union employees will be eligible for an increase ranging from 1.0% to 3.5% based on performance.

The following table shows a five-year summary of the number of budgeted full-time employees by service area. Full time positions are remaining at the same level as 2024 in 2025.

	<u>2019</u>	<u>2020</u>	<u>2021</u>	<u>2022</u>	<u>2023</u>	<u>2024</u>	<u>2025</u>
Administration	11	11	9	11	11	12	12
Communications	3	3	2	2	3	3	3
Conservatory	4	4	4	4	4	4	4
Parks and Planning	16	16	15	15	16	16	20
Historic Properties	1	1	1	2	2	2	2
Recreation	9	8	8	10	11	11	11
Customer Service	3	3	2	2	2	2	2
Special Facilities	<u>13</u>	<u>13</u>	<u>10</u>	<u>13</u>	<u>13</u>	<u>14</u>	<u>10</u>
Total	60	59	51	59	62	64	64

The programs and services offered by the District can require many people doing the same job at the same time or require people with specialized skills for short periods. To meet these needs the District relies on approximately 500 part-time staff throughout the year to provide the recreation programs and services offered.

Health Insurance

Beginning in 2012 the District utilized the PDRMA health insurance program, rather than the Village of Oak Park’s plan. The 2024 budget is the tenth year for the Health Insurance Fund. This fund was established to provide additional fund balance stabilization. PDRMA premiums will be paid from this fund, and each service area will pay into the fund. These costs are budgeted at a 4% increase for HMO plans and 7% increase for PPO plans. Employees pay 15% of the total health insurance cost (medical, dental, and vision). Employees may also opt out of the District’s health insurance program, and in doing so receive a FSA reimbursement dependent on the amount of contribution the employee makes as a match.

Pensions

All full-time and part-time employees, whose positions are deemed to be scheduled for more than 1,000 hours annually, are required to be members of the Illinois Municipal Retirement Fund (IMRF). The District is required to contribute a percentage of the employee’s salary (see below), while the employee is required to contribute 4.5% of their salary.

<u>2019</u>	<u>2020</u>	<u>2021</u>	<u>2022</u>	<u>2023</u>	<u>2024</u>	<u>2025</u>
6.65%	7.59%	7.76%	6.20%	4.31%	3.91%	4.16%

The District levies a property tax for IMRF purposes. Additionally, the District must pay Social Security (6.2%) and Medicare (1.45%) for each employee. The total pension (IMRF and FICA) for 2025 is projected to be 9.75% of the total payroll. The District is continuing to take steps to mitigate the impact of wages and benefits on future budgets by reviewing job descriptions of all positions to limit the number of employees required to participate in IMRF.

Long Range Budget Planning

Staff develop a Budget Plan that projects the District's financial condition for four years. Along with the District's 2025-2029 Capital Improvement Plan, the Budget Plan ensures that the District has the resources necessary to implement long-range goals and meet community needs as articulated in district's comprehensive master plan. Using this Plan, the Board can assess the long-term financial implications of current and proposed policies, programs, personnel, capital projects and debt, and adopt a budget that takes into consideration not only current impacts but also future impacts of decisions made during the 2025 budget process.

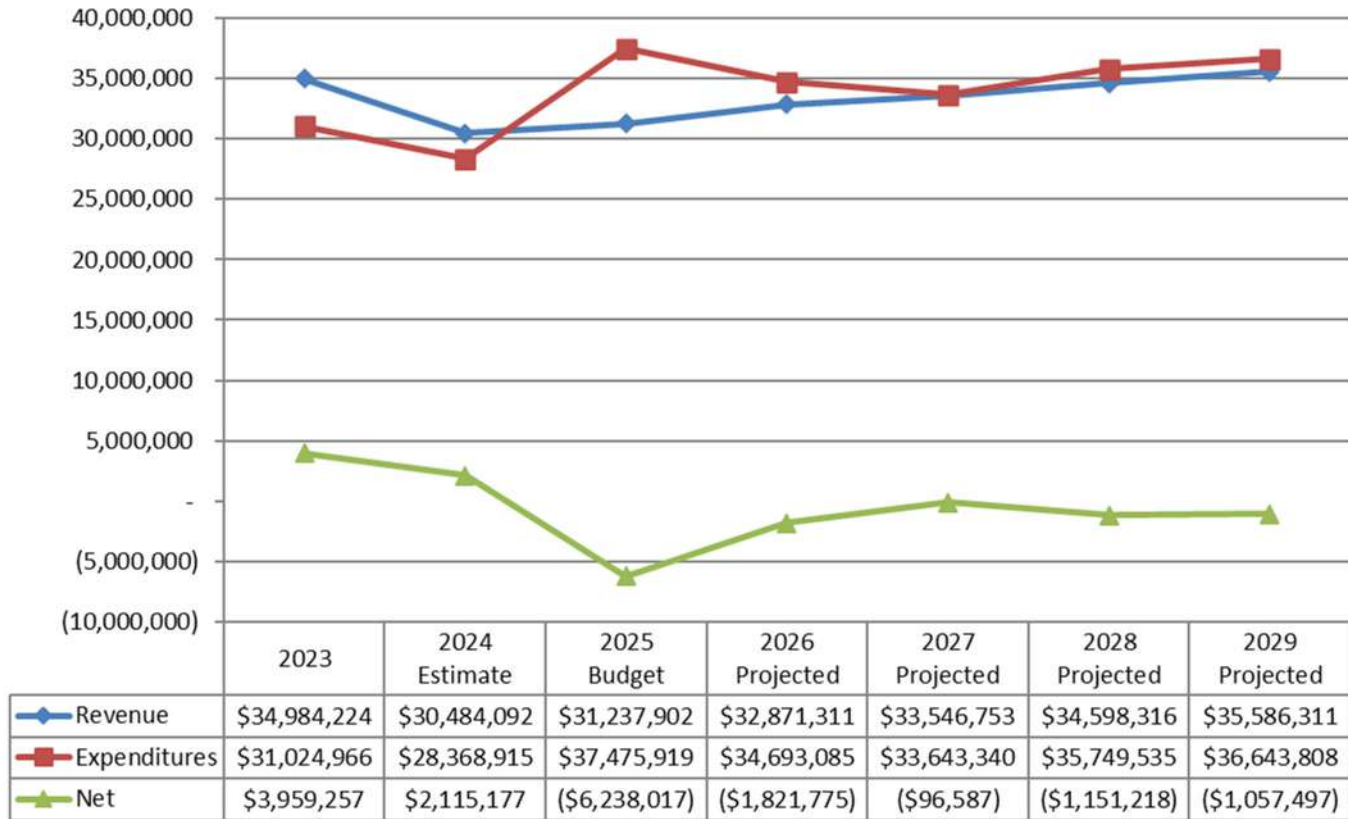
The methodology used in formulating the long-range plan starts with the District's fund balance policy. The budget plan must ensure that at the end of the 2029 estimate in each fund that they comply with the District's fund balance policy. The budget plans are shown at the beginning of each of the funds throughout this budget as well as in summary in the section below. The following factors were considered and are part of the District's budget plan.

- Capital Requirements as shown in the District's 2025-2029 Capital Improvement Plan, also available on the District's website
- Program revenue increasing by 11% over the 2024 estimates
- Debt repayment requirements through 2035 averaging \$2 million per year.
- Increasing minimum wage to \$15/hour on January 1, 2025
- Benefits costs increase of 16% due to increased insurance premiums and payroll expenses
- Contractual and Miscellaneous expense growth of 13%
- Material and Supply cost growth of 27% - driven primarily by the cost of completing the security camera upgrades in 2025

BUDGET SUMMARY

The 2025 Budget for the operating funds is increasing by 5.9% to \$26.4 million from the 2024 Budget. The increases are tied primarily to increases in personnel costs (both wages and benefits) as well as one-time expenditures to complete the security camera upgrades.

Total budget comparisons can be seen below. The budget deficits include capital expenditures to continue to follow the District's Capital Improvement Plans. All funds are projected to remain in compliance with the District's Fund Balance Policy.



Fund	2024 Budgeted Expenses	2025 Budgeted Expenses	Percent Change
Corporate	\$ 7,089,882	\$ 8,370,647	18.06%
IMRF	225,000	240,000	6.67%
Liability	434,436	607,488	39.83%
Audit	33,400	24,900	-25.45%
Recreation	11,996,472	10,579,195	-11.81%
Museum	175,200	76,420	-56.38%
Special Recreation	608,533	664,147	9.14%
Special Facilities	3,878,313	5,315,982	37.07%
Cheney Mansion	507,842	547,388	7.79%
Total Operating Funds	24,949,078	26,426,167	5.92%
Health Insurance	1,285,157	1,501,752	16.85%
Capital Projects	3,667,540	9,548,000	160.34%
Total Non-Operating	4,952,697	11,049,752	123.11%
Grand Total	\$ 29,901,775	\$ 37,475,919	25.33%

CONCLUSION

The pursuit of the Park District of Oak Park’s mission continues as this budget forecasts the District’s ability to provide quality and safe recreation programs, parks and facilities to our community during the 2025 Fiscal Year beginning January 1, 2025 and ending December 31, 2025.

Respectfully submitted,
Park District of Oak Park Staff

2025 Budget Timeline

June 18, 2024	Park Board Retreat
June 18, 2024	2025-2029 CIP Presentation to the Park Board
June 20, 2024	Present 2024 Budget Guidelines to Park Board – Abstract Discussions on tax levy, wage increase, and fee increases
June 20, 2024	Park Board Approval of 2025 Budget Guidelines
July 2 & 10, 2024	In person budget training for staff
July 18, 2024	Park Board approval of 2025-2029 CIP
July 24, 2024	Budget goals and updated 2024 assessment due to Business Operations
July 26, 2024	Business Operations to be done assembling draft narrative; All Budget Goals to Executive Director
August 8 - 14, 2024	Goal meetings with Executive Director
August 23, 2024	Business Operations to be done entering salary and benefits
August 23, 2024	Business Operations to be done entering utilities
August 23, 2024	Business Operations to be done with entering draft property tax levy – calculations to be reviewed by Board Treasurer and Executive Director
August 23, 2024	All Smart Fusion changes due to Business Operations (all other departments will be locked out of Smart Fusion)
August 28, 2024	Business Operations to be done with graphs and tables for the draft budget
August 28, 2024	Draft Budget distributed to Executive Director and Superintendents
September 4-13, 2024	Draft Review meetings with Executive Director, Director of Finance, and Department Heads
September 19, 2024	First draft budget provided to the Board of Commissioners
September 26, 2024	Special budget working meeting with Committee of the Whole – Staff Presentations on Budget Detail



October 3, 2024	Special budget working meeting with Committee of the Whole – Staff Presentations on Budget Detail
October 3, 2024	Proposed Budget and Appropriation Ordinance available for 30 day Public Review
October 8- 10, 2024	NRPA Conference
<u>October 31, 2024</u>	<u>Publish notice of Public Hearing on Truth in Taxation IF REQUIRED</u>
November 7, 2023	Truth in Taxation Public Hearing on Levy Ordinance (immediately prior to Committee of the Whole Meeting)
<u>November 14, 2024</u>	<u>Publish notice of Public Hearing on Budget and Appropriation Ordinance</u>
<i>November 21, 2024</i>	<i>Public Hearing on Budget and Appropriation Ordinance (first action of Board Meeting)</i>
November 21, 2024	Approval of the Tax Levy and Budget and Appropriation Ordinance (must have Quorum Present)
December 17, 2024	Draft Budget Letter completed by Business Operations
<i>December 31, 2024</i>	<i>Last day to file Property Tax Levy Ordinance (Last Tuesday of December)</i>
December 31, 2024	Final Budget Distributed to Staff
<i>February 19, 2025</i>	<i>Last day to submit Budget for GFOA Distinguished Budget Award</i>
<i>March 31, 2025</i>	<i>Last day to pass Budget and Appropriation Ordinance</i>
<i>April 1, 2025</i>	<i>Last day to file abatement resolution for Public Act 102-0519 Levy Adjustment</i>

Bold – Board Action Required

Italics – Public Hearings and Legal deadlines

Underlined – Published Notices

Individual Fund Descriptions

CORPORATE FUND

The Corporate Fund is used to account for all financial resources except those required to be accounted for in another fund. These operate on the modified accrual basis of accounting.

SPECIAL REVENUE FUNDS

The Special Revenue Funds are used to account for the proceeds of specific revenue sources (other than fiduciary funds or capital projects funds) that are legally restricted to expenditures for specified purposes.

- **Recreation Fund:** The Recreation Fund is used to account for the proceeds derived from, and the related costs incurred, in connection with the various recreation programs offered by the District, including fitness, martial arts, youth and adult sports, teen programs, community programs, fine arts, certain summer camps, active adult programs, and early childhood programs. Debt service payments are made from the Recreation Fund.
- **Special Facilities Fund:** The Special Facilities Fund is used to account for revenues and expenditures related to the programs that are not directly tax supported including outdoor pools, the indoor ice arena, gymnastics programming, and the recreation center.
- **Illinois Municipal Retirement Fund:** The Illinois Municipal Retirement Fund is used to account for the activities resulting from the District's participation in the Illinois Municipal Retirement Fund. Financing is provided by a specific annual property tax levy, which produces a sufficient amount to pay the District's contributions to the Fund on behalf of the District's employees. Transactions recorded are payments to IMRF, property taxes received, and interest earned.
- **Liability Fund:** The Liability Fund is used to account for payment of liability insurance premiums, unemployment, and risk management. Financing is provided by a specific annual property tax levy.

- **Audit Fund:** The Audit Fund is used to account for the revenues derived from a specific annual property tax levy and expenditures of these monies for the annual audit of the District and audits on grants awarded to the District.
- **Museum Fund:** The Museum Fund is used to account for revenues received for the purpose of capital expenditure and utility costs for the museums located at Pleasant Home and the second floor of Cheney Mansion.
- **Special Recreation Fund:** The Special Recreation Fund is used to account for the expenditures related to the District's membership in WSSRA, in order to provide recreational programs for disabled individuals.
- **Historic Properties Fund:** The Historic Properties Fund is used to account for the operation of Cheney Mansion and Pleasant Home.

CAPITAL PROJECTS FUND

The Capital Projects Funds are used to account for all resources used for the acquisition of capital facilities by a governmental unit except those financed by Proprietary Funds.

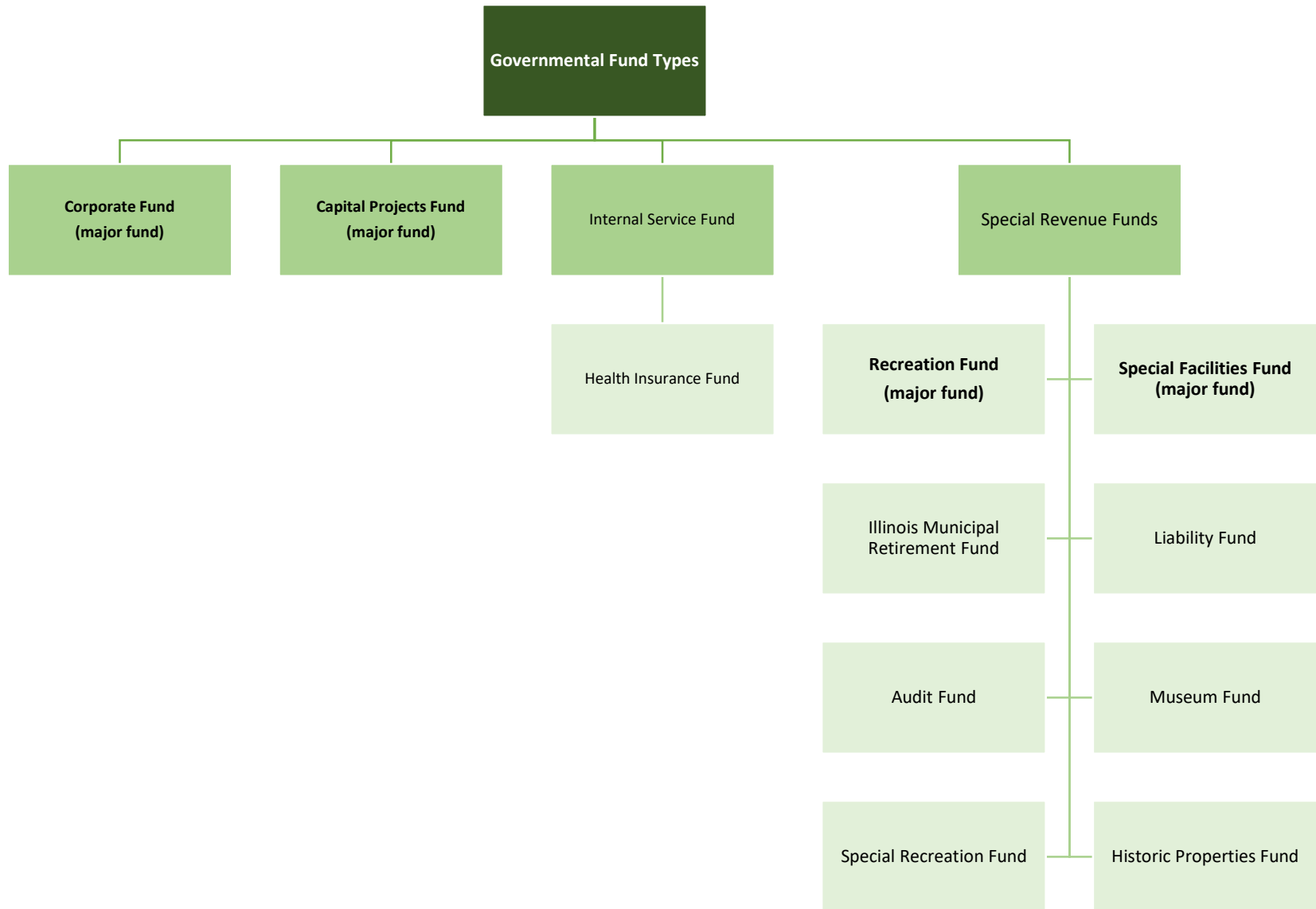
- **Capital Projects Fund:** The Capital Projects Fund is used to account for all resources used for the acquisition of capital assets by the District not specifically accounted for in other funds. This fund operates on the modified accrual basis of accounting.

INTERNAL SERVICE FUND

Internal Service Funds are used to account for the financing of goods or services provided by one department or agency to other departments or agencies, or to other governmental units, on a cost-reimbursement basis. The District has one internal service fund.

- **Health Insurance Fund:** The Health Insurance Fund is used to account for all costs associated with insurance risks for health insurance provided by PDRMA. This fund operates on the full accrual basis of accounting.

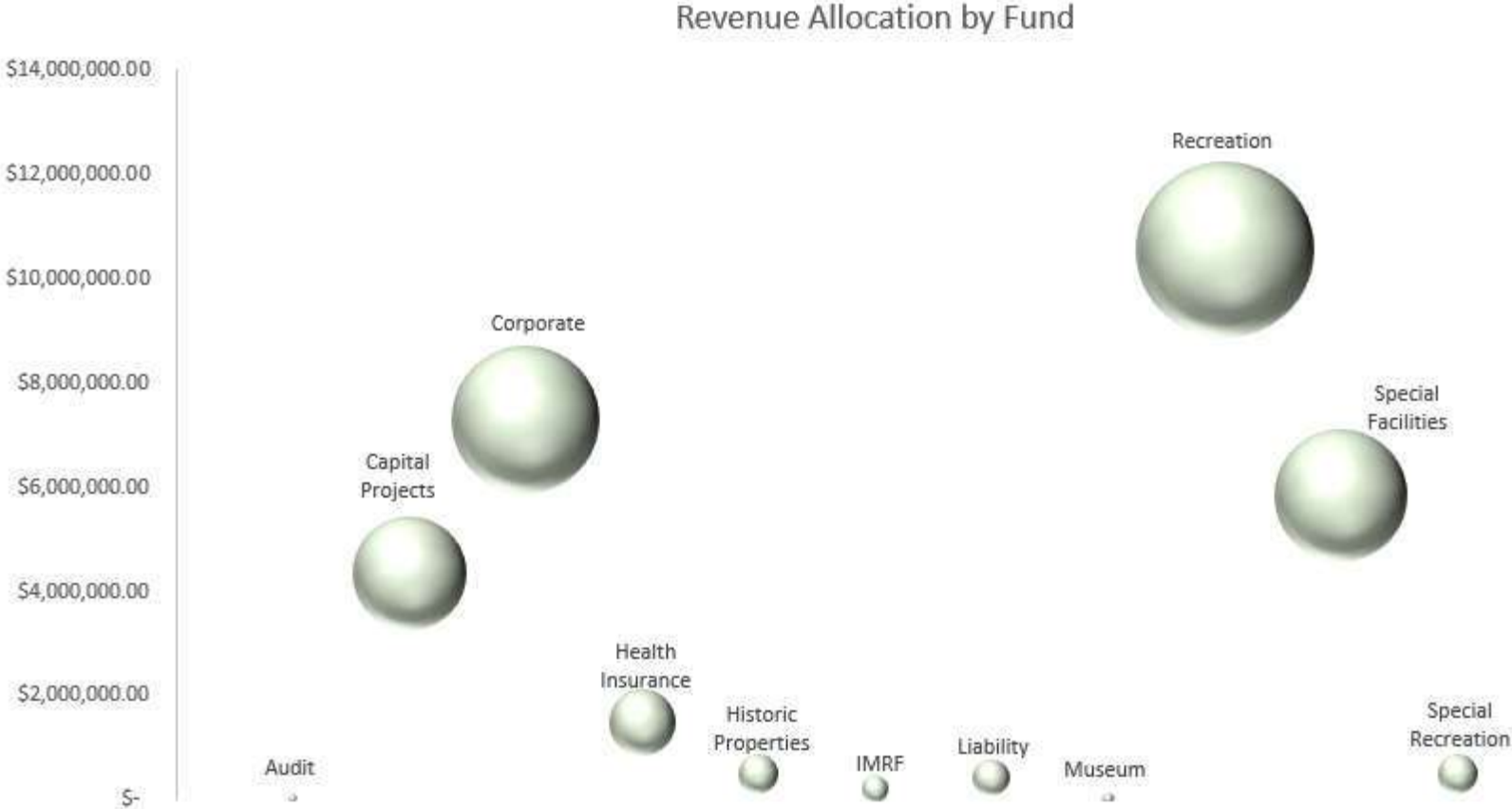
Individual Funds Structure



Visual Representation of Allocation by Fund

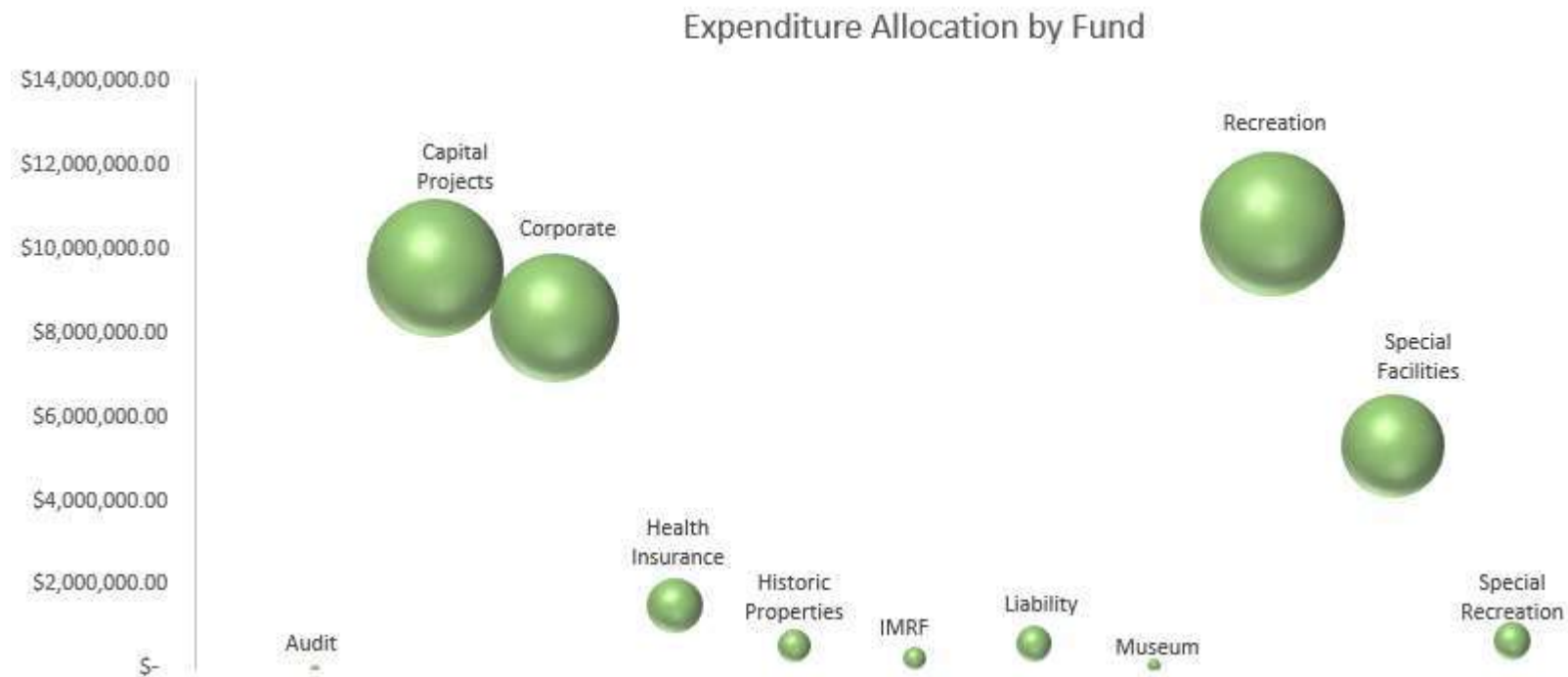
Revenue

This graph shows the Revenue Allocation by Fund. The size of the bubbles indicate the amount of revenue budgeted for each item as compared to total budgeted revenue. These amounts can be compared to the budgeted expenditure in the graph below.



Expenditure

This graph shows the Expenditure Allocation by Fund. The size of the bubbles indicate the amount of budgeted expenditure as compared to total budgeted expenditure. These amounts can be compared to the budgeted revenue in the graph above.



Fund Balance Policy

Statement of Purpose

A Fund Balance Policy establishes a minimum level at which the projected end-of-year fund balance should be maintained. This policy was established to provide financial stability, cash flow for operations, and the assurance that the District will be able to respond to emergencies with fiscal strength.

Fund Balance Philosophy

It is the Park District's philosophy to support long-term financial strategies, where fiscal sustainability is its priority, while also building funds for future growth. It is essential to maintain adequate levels of fund balance to mitigate current and future risks (e.g., revenue shortfalls and unanticipated expenditures) and to ensure stable tax rates. Fund balance levels are also a crucial consideration in long-term financial planning. Credit rating agencies carefully monitor levels of fund balance and unassigned fund balance in the Corporate Fund to evaluate the Park District's continued creditworthiness.

Scope

This policy provides for the minimum amount of fund balance the District should maintain. Should the fund balance exceed the target percentage by a significant amount, it is done with the intention to provide for needs caused by unforeseen events and build the fund for planning for growth.

Fund balance is generally referred to as cash balance, however, is defined as the difference between assets and liabilities in a governmental fund, and current assets and current liabilities in enterprise type funds (i.e., internal service funds). A governmental fund is used to account for all or most of the Park District's general activities, including the collection and disbursement of earmarked monies (special revenue funds), the acquisition or construction of general capital assets (capital projects funds) and the servicing of general long-term debt (debt service funds). The Corporate Fund is used to account for all activities of the Park District not accounted for in some other fund.

The Park District is committed to holding fund balances stable and attaining a minimum balance of 25% for operating funds. Operating funds include: Corporate, IMRF, Liability, Audit, Health Insurance, Recreation, Special Recreation, Revenue Facilities, and Cheney

Mansion. The minimum fund balance for the Museum Fund shall be 75% as this fund acts as both an operating as well as a capital reserve fund. There is no fund balance requirement for the Capital Projects Fund other than current budgets shall not place this fund in a negative position. The Debt Service Fund shall have a minimum reserve equal to the semi-annual interest payment.

The fund balance will be composed of three primary categories: 1) Non-spendable Fund Balance, 2) Restricted Fund Balance and 3) Unrestricted Fund Balance. Their definitions are:

Non-spendable Fund Balance - the portion of a governmental fund's net assets that are not available to be spent, either short-term or long-term, in either form or through legal restrictions (e.g., inventories, prepaid items and endowments).

Restricted Fund Balance - the portion of a governmental fund's net assets that are subject to external enforceable legal restrictions (e.g., grantor, contributors and property tax levies).

Unrestricted Fund Balance is made up of three components:

Committed Fund Balance - the portion of a governmental fund's net assets with self-imposed constraints or limitations that have been placed at the highest level of decision-making.

Assigned Fund Balance - the portion of a governmental fund's net assets to denote an intended use of resources

Unassigned Fund Balance - available expendable financial resources in a governmental fund that are not the object of tentative management plan (i.e. assignments).

Flow Assumption

Funds receive their resources from a variety of revenue sources, including both restricted and unrestricted (committed, assigned and unassigned) revenue items. When restricted funds exist, those funds are used first, then unrestricted. For unrestricted funds, committed funds are used first, then assigned, then unassigned.

Protocol

The following protocol will be enforced if the overall fund balance is under 20% or over 30%. It is assumed that budgeting constraints will be enacted if the fund balance is within this range.

- A. If it is under 20%
 - a. If the overall fund balance is between 15 and 25%, a plan lasting no more than five years will address this issue with budgetary adjustments to revenues and expenditures.
 - b. If the overall fund balance is less than 15%, then fund transfers to capital projects will be reduced.
- B. If it is over 30%
 - a. For the Corporate and Recreation Funds the upper limit of the fund balance target is 50%. Above 50% the capital transfers from the fund in question will be increased to bring the fund balance below 50% within three years.
 - b. For the remaining operating funds, if the overall fund balance is between 25 and 35%, a plan lasting no more than three years will decrease fund balance to 25% with budgetary adjustments to revenues and expenditures.
 - c. If the fund balance is over 35%, then fund transfers to capital projects may be increased and the capital improvement plan may be adjusted. Should the fund balance exceed the target percentage by a significant amount, it is done with the intention to provide for needs caused by unforeseen events, and build the fund for planning for growth.

Investment Policy

Policy

It is the policy of the Park District of Oak Park to invest public funds in a manner which will provide the highest investment return with the maximum security while meeting the daily cash flow demands of the District and conforming to all state and local statues and ordinances governing the investment of public funds.

Scope

This investment policy applies to all financial assets of the District. These funds are accounted for in the District's annual financial report and include the General Fund, Recreation Fund, Revenue Facilities Fund, Debt Service Fund, Capital Projects Fund, Nonmajor Governmental Funds, and any other funds that may be created from time to time. All transactions involving financial assets and related activity of the foregoing funds shall be administered in accordance with the provisions of this policy.

Deposits

When money deposed by the District becomes collected funds and is not needed for immediate disbursement, it will be invested within two working days at prevailing rates or better in accordance with 30 ILCS 225/1.

Investment Earnings

In accordance with current Government Accounting Standards Board Statement standards, interest income will be reported as revenue in the fund that earned the interest. An operating transfer, approved by the Park Board, will be required to transfer interest earnings to any other Fund.

Valuation of Investments

All investments will be valued in accordance with the current GASB Statement standards

Objectives

1. *Safety of Control* - Investments shall be undertaken in a manner that seeks to ensure the preservation of capital in the overall

portfolio. To attain this objective, diversification is required so that potential losses on individual securities and/or financial institutions do not exceed the income generated from the remainder of the portfolio.

2. *Liquidity* - The District's investment portfolio shall remain sufficiently liquid to enable the District to meet all operating requirements, which may be reasonably anticipated in any District fund. Maturities of investments of all funds shall not exceed two years, unless the Board of Park Commissioners approves a temporary extension of maturities, maturities of investment of Capital Funds shall not exceed three years.
3. *Return on Investments* - The investments portfolio of the District shall be designed to attain a market average rate of return throughout the budgetary and economic cycles, considering the District's risk constraints, the cash flow characteristics of the portfolio and legal restrictions for return on investments.
4. *Maintaining the Public's Trust* - All participants in the investment process shall seek to act responsibility as custodians of the public and shall avoid any transactions that might impair public confidence in the District.
5. *Prudence* - Investments shall be made with judgment and care under circumstances then prevailing, which persons of prudence, discretion and intelligence exercise in the management of their own affairs, not for speculation, but for investments, considering the probable safety of their capital as well as the probable income to be derived. The standard of prudence to be used by investment officials shall be the "prudent person" and shall be applied in the context of managing an overall portfolio.
6. *Local Consideration* - The District shall make every attempt to invest in banking institutions operating in the Village of Oak Park, which actively promote and support local, civic and economic development.

Investment Instruments

The District may invest in any type of security allowed by Illinois law, notably 30 Illinois Compiled Statutes 235 (30 ICS 235). A summary of the allowable instruments follows:

1. Passbook savings account
2. Now, Super Now, and Money Market Accounts, including, but not limited to, The Illinois Park District Liquid Asset Fund + (IPDLAF+)

or Illinois Metropolitan Investment Fund (IMET)

3. Commercial Paper - issuer must be a U.S. Corporation with more than \$500 million in assets, rating must be within three highest classifications by two standard rating services, must mature within 180 days of purchase, and such purchase cannot exceed 10% of the corporations' outstanding obligations
4. State Treasurer's Investment Pool (The Illinois Funds)
5. Money Market Mutual Funds - registered under the Investment Company Act of 1940, provided the Portfolio is limited to bonds, notes, certificates, treasury bills, or other securities, which are guaranteed by the federal government as to principal and interest
6. Repurchase Agreement collateralized by full faith and credit U.S. Treasury securities
7. Certificates of Deposit, Time Deposits, and CDARS
8. Constituting direct obligations of any bank as defined by the Illinois Banking Act and only those insured by the FDIC
9. Legally issuable by savings and loan associations incorporated under the laws of the State of Illinois or any other state or under the laws of the United States and only in those savings and loan associations insured by SAIF
10. Bonds, notes, certificates of indebtedness, Treasury bills or other securities which are guaranteed by the full faith and credit of the United States of America as to principal and interest
11. Obligations of U.S. government agencies which are guaranteed by the full faith and credit of the United States Government.
12. Short term discount obligations of the Federal National Mortgage Association

Diversification

It is the policy of the District to diversify its investment portfolio. Investments shall be diversified to eliminate the risk of loss resulting in over concentration in a specific maturity, issuer, or class of securities. Concentration in short term corporation obligations will not exceed 90% of the limit contained in Illinois law. Diversification strategies shall be determined and revised periodically by the Director of Finance.

Collateralization

1. It is the policy of the District to require that time deposits in excess of FDIC or SAIF insurable limits be secured by some form of collateral to protect public deposits in a single financial situation if it were to default due to poor management or economics factors.
2. Eligible collateral instruments and collateral ratios (market value divided by deposit) are as follows:
 - a) U.S. Government Securities 110%

b) Obligations of Federal Agencies	110%
c) Obligations of Federal instrumentalities	125%
d) Obligations of the State of Illinois	125%
e) General Obligations Bond of the District	110%
f) Bank Deposit Guaranty Bond	125%

The ratio of fair market value of collateral to the amount of funds secured shall be reviewed quarterly and additional collateral will be requested when the ratio declines below the level required.

3. Safekeeping of Collateral

- a. Third party safekeeping is required for all collateral. To accomplish this, the securities can be held at the following locations:
 - 1) A Federal Reserve Bank or its branch office
 - 2) At another custodial facility- generally in a trust department through book-entry at the Federal Reserve, unless physical securities are involved.
 - 3) By an escrow agent of the pledging institution.
- b. Safekeeping will be documented by an approved written agreement. This may be in the form of a safekeeping agreement, trust agreement, escrow agreement or custody agreement.
- c. Substitution or exchange of securities held in safekeeping can be done without prior written notice of the District provided the market value of the replacement securities is equal to or greater than the market value of the securities being replaced. The District will be notified in writing of all substitutions.

Safekeeping of Securities

1. Third party safekeeping is required for all securities. To accomplish this, the securities can be held at the following locations:
 - a. A Federal Reserve Bank or its branch office.
 - b. At another custodial facility generally in a trust department through book-entry at the Federal Reserve, unless physical securities are involved.
 - c. By an escrow agent of the pledging institution.
 - d. A financial institution on the Illinois State Treasurer's approval list of safekeeping banks.

2. Safekeeping will be documented by an approved written agreement. This may be in the form of a safekeeping agreement, trust agreement, escrow agreement, or custody agreement.

Qualified Financial Institutions

1. Depositories - Demand Deposits
 - a. Any financial institution selected by the District shall provide normal banking services, including, but not limited to: checking accounts, wire transfers, purchases and sale of U.S. Treasury securities and safekeeping services.
 - b. The District will not maintain funds in any financial institution that is not a member of the FDIC or SAIF system. In addition, the District will not maintain funds in any institution not willing or capable of posting required collateral for funds in excess of FDIC or SAIF limits.
 - c. To qualify as a depository, a financial institution must furnish the Director of Finance or the Park Board Treasurer with copies of the latest two statements of conditions, which it is required to furnish to the Director of Financial Institutions or to the Comptroller of Currency as the case may be. While acting as a depository, a financial institution must continue to furnish such a statement to the Executive Director/Accounting Supervisor or the Park Board Treasurer within 45 days of the end of each quarter.
 - d. Fees for banking services shall be mutually agreed to by an authorized representative of the depository bank and the Accounting Supervisor on an annual basis. Fees for services shall be substantiated by a monthly account analysis and shall be reimbursed by means of compensating balances.
 - e. All financial institutions acting as depositories for the District must enter into a "Depository Agreement."
2. Banks and Savings and Loans- Certificates of Deposit

Any financial institution selected to be eligible for the District's certificate of deposit purchase program must meet the following requirements:

 - a. Shall provide wire transfer and safekeeping services
 - b. Shall be a member of the FDIC or SAIF system and shall be willing and capable of posting required collateral for funds in excess of FDIC and SAIF insurable limits.
 - c) To qualify as a depository, a financial institution must furnish the Accounting Supervisor or the Park Board Treasurer with

copies of the latest two statements of condition, which it is required to furnish to the Director of Financial Institutions or to the Comptroller of Currency as the case may be. While acting as a depository, a financial institution must continue to furnish such statements to the Accounting Supervisor or the Park Board Treasurer within 45 days of the end of each quarter.

3. Sixty-five percent Rule

The amount of funds deposited and/or invested in a financial institution shall not exceed 65% of the capital stock and surplus of such institution unless collateral security has been pledged, in which case the amount of such deposits and/or investments shall not exceed 75%.

Management of Program

1. The following individuals are authorized to purchase and sell investments, authorized wire transfers, authorized the release of pledged collateral, and to execute any documents required under this policy. Two signatures are required for all investment transactions.

- a. Finance Manager
- b. Executive Director
- c. Director of Finance

I. These documents include:

- a. Wire Transfer Agreement
- b. Depository Agreement
- c. Safekeeping Agreement
- d. Custody Agreement

2. Management responsibility for the investment program is hereby delegated to the Director of Finance, who shall establish written procedures for the operation of the investment program, consistent with this investment policy. Such procedures shall include explicit delegation of authority to persons responsible for investment transactions. No person may engage in any investment transactions except as provided under the terms of this policy and the procedures established by the Director of Finance. The Director of Finance shall be responsible for all transactions undertaken and shall establish a system of controls to regulate the

activities of subordinates or any other person involved in such transactions for the District.

3. The Wording of agreements necessary to fulfill the investment responsibilities is the responsibility of the Director of Finance who shall periodically review them for consistency with District policy and State law and who shall be assisted in this function by District legal counsel. These agreements include but are not limited to:
 - a. Wire Transfer Agreement
 - b. Depository Agreement
 - c. Safekeeping Agreement
 - d. Custody Agreement

Ethics and Conflicts of Interest

Officers and employees of the District who are involved in the investment process shall refrain from any personal business activity that could conflict with the execution of the investment program, or which could impair their ability to make impartial investment decisions. Employees and investment officials shall disclose to the Park District Board of Park Commissioners any material financial interests in financial institutions that conduct business with the District, and they shall further disclose any large personal, financial or investment positions that could be related to the performance of the District's portfolio.

Employees and officers shall subordinate their personal investment transactions to those of the District particularly regarding the timing of purchases and sales.

Indemnification

Investment officers and employees of the District acting in accordance with this investment policy and written procedures as have been or may be established and exercising due diligence shall be relieved of personal liability for an individual's security credit risk or market changes.

Reporting

The Director of Finance shall submit to the Park Board a comprehensive annual report on the investment program and activity. The report shall include a review of the fiscal year's overall performance as well as a projection of what may be anticipated in the next fiscal year. This report shall be reviewed as part of the external annual audit of the District's financial records.

Administrative Help

The District shall provide and pay for professional and administrative help, staff and equipment necessary to carry out the duties and responsibility contained in this investment policy and the procedures established for operations of the program.

Amendment

This policy shall be reviewed from time to time. At the least, revisions shall be presented to the Park Board for approval in November/December of each financial year.

Conflict

All District Ordinances and parts of Ordinances and all Resolutions and Policy statements or parts thereof in conflict with this policy or any parts thereof are hereby repealed. In the event of any conflict between this policy and the Illinois Compiled Statutes or case decisions of the State of Illinois, the then Statutes and case law decisions shall control.

Captions and Headings

The captions and headings used herein are for convenience of reference only and do not define or limit the contents.

Debt Management Policy

Statement of Purpose

Where inappropriate levels of debt can create financial difficulties, reasonable levels of debt provide a mechanism to reduce costs for the District by allowing critical projects to be completed on a timely basis rather than using current funds. Debt is issued to achieve desired goals in acquiring, developing, and improving the District's parks and facilities and in purchasing necessary capital items for conducting the operations of the District. All types of legal debt will be considered.

Debt Issuance

When the District finances capital projects by issuing bonds, it shall amortize the debt over a term not to exceed the average useful life of the project(s) financed. All debt issuances must be approved by the Board of Commissioners. The District shall try to confine long-term borrowing to capital improvements and projects that have useful lives of 10 or more years. Except in emergencies or other extraordinary circumstances, borrowing should be undertaken only to fund capital improvements within the Capital Improvement Plan. The District's goal is to keep the average maturity of General Obligation bonds at or below 10 years. However, longer maturities may be considered for projects with useful lives greater than 10 years. Capital improvements, equipment and facility projects shall be classified into "pay-as-you-go" and "debt financing" classifications. Pay-as-you-go capital items will be \$25,000 or less with short lives or replacement of existing equipment. Debt financing may be used for major, non-recurring items with a minimum of four years of useful life. Along with advice of Financial Advisors specializing in municipal government debt financing, the District will determine type of sale (negotiated or competitive) based upon issue size and market condition. This process will take into consideration the lowest total cost to the District considering interest rates as well as issuance costs. Financial Advisors will be selected based on merit using a competitive RFP process. This process ensures selection of the most qualified firm based on the scope of services and evaluation criteria outlined in the RFP.

Debt Service Levels

Under the Property Tax Extension Limitation Law (PTELL), the District's non-referendum debt service limit based on the 1994 debt service extension base (DSEB) is \$219,549. As required by the PTELL, it will be the policy of the District to require voter approval to increase this limit for any major acquisition or development. Beginning in 2009, the DSEB will increase by the Consumer Price Index on an annual basis. The

2020 DESB is \$264,816. The maximum amount of debt that can be issued is 2.875% of EAV. These limitations will be verified and adhered to when new debt issuances are considered.

Legal Debt Limits

2023 Equalized Assessed Valuation (EAV)	2,361,857,488.00
Statutory Debt Limit @ 2.875% EAV	67,903,402.78
Statutory Non-Ref Debt Limit @ 0.575%	13,580,680.56

Creation of Debt

No commissioner, committee, officer, or any other person employed or associated with the District shall be authorized to create any financial liability on behalf of the District except where said liability shall be approved in nature and amount by the Board and recorded in the minutes of said meeting and/or in accordance with the District’s purchasing policy.

Market Review

The District will review its outstanding debt annually for the purpose of determining if the financial marketplace will afford the District the opportunity to refund an issue and lessen its debt service costs. To consider the possible refunding of an issue, a net present value savings must be of some significance over the life of the respective issue. The Government Finance Officers Association recommends a savings (net of all issuance costs and any cash contribution to the refunding) of at least 3-5 percent.

Amendment

This policy shall be reviewed from time to time. At the least, revisions shall be presented to the Park Board for approval in November/December of each financial year.

Revenue Policy

Statement of Philosophy

The Park District uses multiple sources of revenue to supplement the revenue received in the form of taxes, because it is not financially feasible or healthy to rely solely on one source of revenue. Some of these sources may include fees and charges, intergovernmental, rentals, sponsorships and donations, and program revenues. The Park District will evaluate all new sources of revenue before acceptance to prevent compromising the mission of District. The Park District is always vigilant about finding new sources of revenue to improve the revenue mix of the District.

Revenue Source Types

The following revenues sources are based on the Government Finance Officers classifications that are used in the District's annual financial audit as well as annual budget.

Taxes

The Park District receives Property Taxes from the property owners of Oak Park. The District levies taxes in accordance with the Property Tax Extension Limitation Law (PTELL). The District currently levies taxes for seven purposes including Corporate, IMRF, Liability, Auditing, Recreation, Museum, and Special Recreation.

Fees and Charges

The Park District of Oak Park charges fees for facility usage and sale of products including pool passes, ice rink usage, dog park usage, field usage, tours and program participation. The Park District will not charge fees to residents for entrance into parks, playgrounds, sled hills, or informal use of outdoor athletic facilities. Facility fees and charges are determined by the Facility Fees and Program Pricing Guidelines.

Intergovernmental Revenue

Intergovernmental Revenue accounts for funds received from other governmental entities in the form of personal property replacement taxes, grants, and other one-time reimbursements for expenses. The Personal Property Replacement Tax is a corporate income tax collected statewide and then distributed to various taxing Districts. The Park District also has a strong history of receiving grant from numerous government entities.

Rental Income

The Park District receives rental income for facility usage including special events, meetings, weddings, and movie shoots. The Cheney Mansion Coach House is leased for residential purposes.

Miscellaneous Revenue

Miscellaneous Revenue receives a variety of revenues including non-resident fees, vending machine revenue, procurement card rebates and interest income received on cash deposits.

Interest is received from all investments including:

- Cash Bank Accounts at Byline Bank
- Illinois Park District Liquid Asset Funds
- Illinois Metropolitan Investment Trust
- Brokered Certificate of Deposits and ISC Accounts through PMA

Sponsorship and Donations

The Park District pursues a variety of sponsorships and donations to help fund its recreation programs and other special events. This is done to reduce the burden on taxpayers and participants for events such as the Frank Lloyd Wright Races, Summer Concert Series, and other holiday special events.

Other Financing Sources

The Park District uses this budget area to include debt service proceeds, capital transfers, operating transfers, and transfers for debt service payments.

Program Revenues

Program revenues are fees paid from residents and non-residents to take part in programs that the Park District puts on yearly. Program revenues are received in the Corporate, Recreation, Revenue Facilities, and Cheney Mansion Funds with the majority in the Recreation and Revenue Facilities Funds. Program prices are determined by the Facility Fees and Program Pricing Guidelines.

Amendment

This policy shall be reviewed from time to time. At the least, revisions shall be presented to the Park Board for approval in November/December of each financial year.

Procurement Policy

The Board of Commissioners recognizes the need that materials, supplies, equipment and services of the quality and quantity required to operate the District be specified, described, and procured in a manner that provides for full and free competition among potential suppliers. Each procurement action will be fully documented consistent with District purchasing procedures. Any variance from the policy must have prior approval of the Board.

Formal Bidding

Formal competitive sealed bids consistent with this policy will be solicited on all procurements except:

1. Those that are clearly identified and justified in writing as "sole source" and that are approved by the Board in advance of purchase.
2. Those purchases of an emergency nature that require immediate implementation to eliminate major problems and that are approved by the Executive Director and authorized by the Board.
3. Those purchases specifically excluded from the bidding process by Illinois State Statutes.
4. Those whose cost is less than \$30,000.00 and that are approved by the Executive Director.

Requests for formal bids for those procurements costing \$30,000.00 or more will be formally and publicly advertised. At least one notice will be published in the local newspaper not less than 14 days before the bids are "closed". Sealed bids will remain sealed until the formal "bid opening" is conducted by a designated District employee with at least one witness at the place, time and date specified in the advertisement. Upon recommendation of the Executive Director and approval of the Board, the award will be made to the lowest qualified bidder meeting the specifications and other required terms and conditions of the procurement. The right is reserved to reject any bids if such an action is deemed by the Board to be in the best interests of the District.

Informal Quotations

Purchases costing more than \$500.00 but less than \$30,000.00 shall have at least three quotes, whenever possible, that are solicited by either written or oral invitation. Requests for informal quotations for purchases in this range need not be formally and publicly advertised. Certain

items routinely purchased on a repetitive basis may be purchased from selected prequalified vendors. These items and vendors shall be reviewed annually, in January, by department heads with the Director of Finance and approved by the Executive Director. Upon approval by the Executive Director or his/her designee, the award is made to the lowest and best quotation meeting the specifications, delivery date and other required terms and conditions of purchase.

Emergency Appropriations/Purchases

The Executive Director is authorized to bypass the sealed bid process per ILCS 1205/8-1(c) to make emergency expenditures provided such expenditures are approved by three-fourths of the members of the Board. Due to the emergency nature of the purchase, approval may be written (email) or verbal prior to the next board meeting. Formal board action must take place at the end of the next Board of Commissioners meeting. An emergency expenditure is defined as an expenditure required to fill an immediate, unexpected need to minimize financial or operational damage, to protect the health or safety of park users and employees or to replace/repair damage to park property or equipment. If the purchase requires a budget amendment, the Board will take action to make the necessary adjustments.

Purchasing Considerations

Economy of Resources.

In attempt to provide economies of scale and cheaper products, the district will continually look for opportunities to jointly purchase items and services. The district reviews the State of Illinois Joint Purchase for many items and uses a competitively bid contract with U.S. Communities through the Illinois Park and Recreation Association (IPRA). These items must be of similar quality to those that can be bought out of a contract.

Local Purchasing.

Park District personnel should seek to purchase goods and services from Oak Park vendors when they are of comparable quality to goods or services purchased from vendors not located in Oak Park. The District will promote purchasing from Oak Park vendors by allowing an additional 15% to be spent on goods and services under \$10,000 and 10% on items \$10,000 to \$15,000.

Environmentally Aware Purchasing.

Park District personnel should seek to reduce the environmental damages associated with their purchases by increasing their acquisition of environmentally preferable products and services to the extent feasible, consistent with price, performance, availability, and safety considerations. These products should have a third-party certification of environmentally preferred status such as the Green Seal or Energy Star when feasible.

Environmentally Preferable Products include:

- Products that reduce greenhouse gas emissions or are made with renewable energy
- Products that reduce the use of toxins hazardous to the environment and employee and public health
- Products that contain the highest possible percentage of post-consumer recycled content
- Products that reduce air and water pollution
- Products that reduce waste
- Suppliers who strive to improve their environmental performance and provide environmentally preferable products, and who can document the supply-chain impacts of their efforts
- Reusable products
- Products that serve several functions (e.g., copier/printers, multipurpose cleaners) and reduce the overall number of products purchased

The District will promote buying the environmentally preferable products by allowing an additional 15% to be spent on items under \$10,000 and 10% on items \$10,000 to \$15,000.

Minority and Women Owned Businesses.

The District will promote buying products from minority and women owned businesses by allowing an additional 15% to be spent on items under \$10,000 and 10% on items \$10,000 to \$15,000.

Amendment



This policy shall be reviewed from time to time. At the least, revisions shall be presented to the Park Board for approval in November/December of each financial year.

Fixed Asset Policy

The purpose of this document is to explain the Government's process for capital asset accounting. The Government acquires and constructs capital assets in pursuit of its mission. In line with GAAP and best business practices, this document sets forth the requirements for accounting for these assets, as well as the definitions of different types of such assets. To account for assets with depreciating values and to amortize them over their useful lives, capital assets must be recorded and capitalized in accordance with U.S. GAAP. If their value is below the Government's capitalization threshold, assets are neither added to the capital asset accounts nor are they depreciated; rather they are fully expensed at the time of acquisition.

Safeguarding Of Park District Assets

The responsibility for control of the fixed asset will reside with the department where the fixed asset is located. The Superintendent of Business Operations shall ensure control is maintained by establishing a fixed asset inventory. The inventory will include the following for each asset:

- Asset description
- Asset serial number/ model number
- Asset type (i.e. Building, Machinery and Equipment)
- Acquisition date
- Vendor Name
- Cost and Purchase order number
- Assigned location
- Park District ID tag number
- Estimated useful life
- Department
- Cost Center
- Account number

This list will be maintained, updated, reviewed and audited by the Business Operations Department on a regular basis. Operating departments

shall report any acquisition, disposal, and transfer of fixed assets promptly to the Superintendent of Business Operations, or designee, to reflect changes in a timely fashion in the inventory records. Asset purchases, which fall under the capitalization threshold, will be included in the inventory if the item is over \$1000. However, the cost of the asset will be expensed and not capitalized, and thus not depreciated.

Capitalization

Capital fixed assets will be reported at historical cost, which shall include all costs incidental to the acquisition (i.e. freight, legal fees) and preparation (i.e. installation) for use of the asset. Where historical cost information is unavailable, the replacement value indexed back to the acquisition year, or a realistic estimate, will be used. Donated assets will be recorded at fair market value as of the date of the donation. Additions or improvements will be capitalized only if it extends the life of the asset and increases its service potential. The costs of normal maintenance to infrastructure such as crack filling and sidewalk patching will not be capitalized, but expensed. The cost of land is recorded as a fixed asset but is not depreciable.

Capital asset depreciation is computed on a straight-line basis over the assets' estimated useful life with no allowance for salvage value. Depreciation expense is recorded based on the date of the acquisition. If a capital fixed asset is retired before the end of its estimated useful life, any remaining cost of the asset should be expensed in the period of retirement. If an asset continues to be used in operations after the expiration of its estimated useful life, no more depreciation expense will be recorded on that asset.

Fixed asset useful lives, capitalization thresholds and inventory thresholds will be according to the attached schedule.

Amendment

This policy shall be reviewed from time to time. At the least, revisions shall be presented to the Park Board for approval in November/December of each financial year.

Definitions

Supplies – Items that have a useful life of one year or less, which need to be replenished periodically, and which have a value of less than \$1000 per individual unit. Supplies are not on the inventory listings and are expensed in the fiscal year they are purchased. Internal controls should be established for supplies in the individual departments to protect the Park District from loss due to theft of misuse.

Fixed Assets – Fixed assets shall include land, land improvements, easements, buildings, building improvements, vehicles, machinery and equipment, furniture and fixtures, works of art and historical treasures, infrastructure and all other tangible assets that have a useful life of more than one year and which have a value of \$1000 or more per individual unit. They are distinguished from Supplies by the longevity of usefulness and a monetary value.

Infrastructure – Long-lived capital assets that are normally stationary in nature and normally can be preserved for a significantly greater number of years than most capital assets. Examples of infrastructure assets include roads, bridges, tunnels, drainage systems, water and sewer systems, dams and lighting systems. [SGAS 34]

Capital Fixed Assets – Fixed assets that are reported on the financial balance sheet. All capital assets are fixed assets, but not all fixed assets are capital assets. A monetary criterion, capitalization threshold, is used to determine whether a given fixed asset should be capitalized and reported on the balance sheet. Ancillary costs should be included in the cost of the capital fixed asset.

Ancillary Costs – Costs relating to placing the capital fixed asset in service. Examples of the costs by category:

- Land – Legal and title fees; professional fees of engineers, attorneys, appraisers, financial advisors; surveying fees; appraisal and negotiation fees; damage payments; site preparation costs; and costs related to demolition of unwanted structures.
- Infrastructure – Professional fees of engineers, attorneys, appraisers, financial advisors, etc.; surveying fees; appraisal and negotiation fees; damage payments; site preparation costs; and cost related to demolition of unwanted structures.
- Buildings and Improvements- Professional fees of engineers, attorneys, appraisers, financial advisors, etc.; damage payments; costs of fixtures permanently attached to a building or structure; insurance premiums, interest and related costs incurred during construction; and any other costs necessary to place the building or structure into its intended location.
- Other Capital Fixed Assets – Transportation charges; installation costs; extended maintenance warranty contracts at time of purchase; any other normal or necessary costs required to place the asset in its intended location and condition for use.

Controlled Fixed Asset – Fixed assets that have a value of \$1000 or more per individual unit but are under the capitalization threshold. Controlled fixed assets will be included on the fixed asset inventory listing but will not be capitalized nor included on the balance sheet. They will be expensed in the fiscal year in which they have been placed into service.

Capitalization Threshold – The monetary criterion which determines whether a fixed asset should be capitalized and reported on the balance sheet and depreciation expense calculated and recorded in the schedule of expenses of the Park District’s Comprehensive Annual Financial Report.

Depreciation Expense – The process of expensing the purchase price of a capital fixed asset over the useful life of the asset.

Straight-line Depreciation Method – This method assumes the asset provides constant benefits. If an asset has a useful life of ten years, then each year 1/10 of that asset’s depreciable value is expensed based on the month it was placed into service.

Additions – Any acquisitions over \$1000 will be included in the fixed asset inventory listing. Any fixed assets above the capitalization threshold will be added as capital fixed assets and depreciated. Additions shall be substantiated by a purchase order and paid invoice.

Deletions – The responsibility for reporting on the disposal or sale of assets rests with the Park District department which maintains control over the asset. The department should contact the Business Operations Department to coordinate the disposal of the fixed asset. Fixed assets can only be sold, donated, transferred to an outside agency, or otherwise disposed of by Board Authorization. Any fixed asset that is disposed of should be deleted from the fixed asset database.

Transfers – The department who is initiating the transfer shall notify the Finance Department of any assets transferred from one department to another.

Maintenance and Repair – The costs associated with general maintenance and repair that do not add value to an asset or materially extend the asset’s useful life are expensed in the period incurred rather than being capitalized. Major repairs and/or rehabilitation, which materially extend the useful life of an asset, are capitalized and depreciated over the remaining life of the related asset.

Fixed Asset useful lives, capitalization thresholds and inventory thresholds are as follows on the next page:

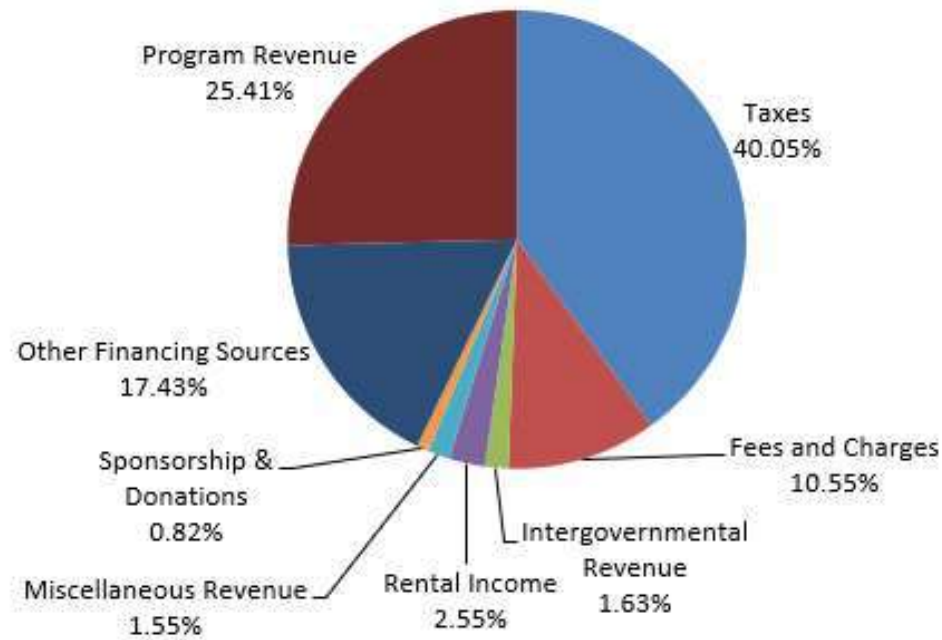
Fixed Asset	Useful Life	Capitalization Threshold	Inventory Threshold
Land	N/A	All	N/A
Land Improvements	20	\$25,000.00	\$1,000.00
Structural (i.e. Parking lots, fencing)	20	\$25,000.00	\$1,000.00
Groundwork (landscaping)	30	\$25,000.00	\$5,000.00
Buildings	45	\$50,000.00	\$1,000.00
Building Improvements			
HVAC Systems	20	\$50,000.00	\$1,000.00
Roofing	20	\$50,000.00	\$1,000.00
Electrical/ Plumbing	30	\$50,000.00	\$1,000.00
Carpet Replacement	10	\$50,000.00	\$1,000.00
Vehicles and Tractors	5 to 15	\$10,000.00	\$1,000.00
(dependent on the vehicle replacement schedule)			
Machinery & Equipment			
Computers and related equipment	5	\$10,000.00	\$1,000.00
Office Equipment	5	\$15,000.00	\$1,000.00
Telecommunications Equipment	5	\$15,000.00	\$1,000.00
Maintenance Equipment	7	\$15,000.00	\$1,000.00
Outdoor Recreation (Playground) Equipment	10	\$15,000.00	\$1,000.00
Kitchen Equipment (appliances)	10	\$5,000.00	\$1,000.00
Furniture & Fixtures	5	\$10,000.00	\$1,000.00
Art Works & Historical Artifacts	N/A	\$25,000.00	\$1,000.00

Revenue Sources Budget Year 2025

Revenue Type Comparison

The Park District receives most of its revenue from Taxes and Charges for Services. These two items directly support the mission of the Park District, which provides quality parks and recreation opportunities for the Oak Park Community.

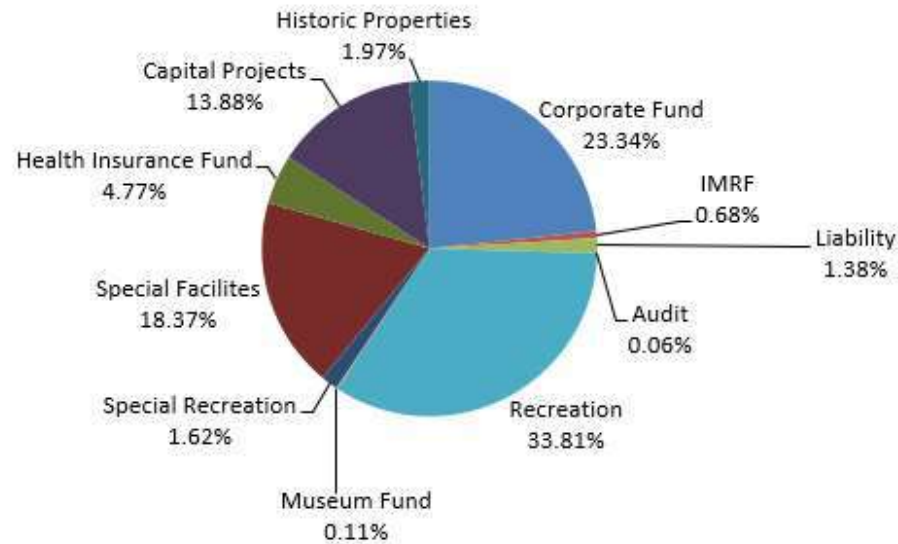
Total Revenue Sources



Revenue Distribution Comparison

Capital Projects will receive 13.88% of all revenue due to transfers from other funds, as well as grants used to fund various infrastructure improvements. The General Fund, IMRF, Liability, and Audit Fund revenues are made up of Property Tax revenues used to support the general administration of the Park District. The Recreation Fund receives revenue from Property Tax and program revenues to support the programs within this fund. The Museum Fund and Special Recreation Fund are primarily funded through Property Taxes. The Special Facilities Fund revenues are derived solely from fees and program revenues, which completely support the programs and facility maintenance included in this fund. The Health Insurance Fund is financed through transfers made from other funds to help pay for health insurance premiums. The Cheney Mansion Fund receives a mix of rental income and program revenues.

2025 Total Revenue by Fund

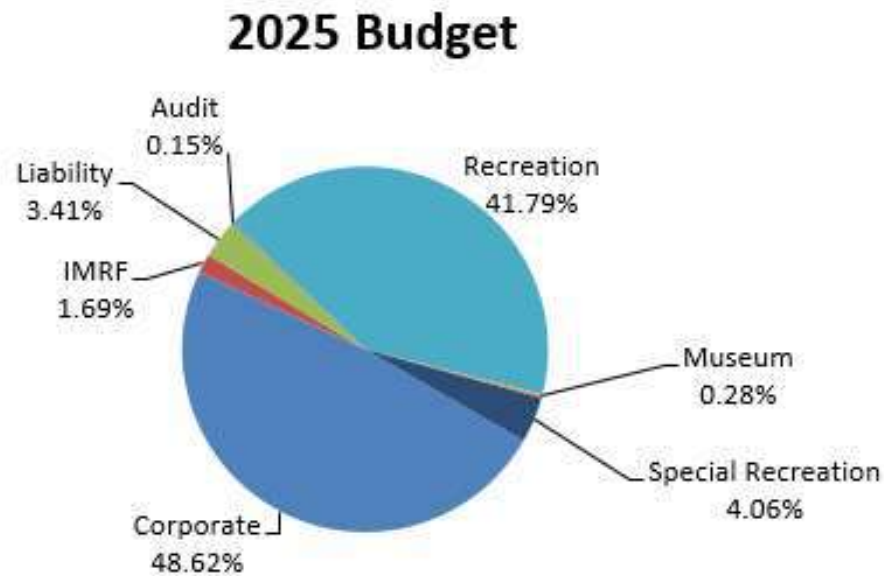


Taxes

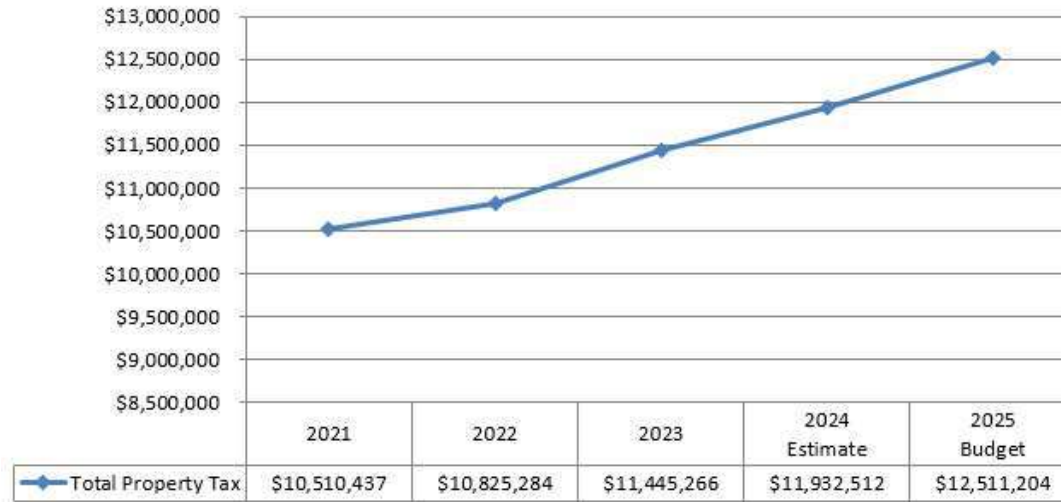
Description

The District levies an annual property tax, which is limited by the Property Tax Extension Limitation Law (PTELL). PTELL limits the annual property tax change to the lesser of the consumer price index (CPI) or 5%. For the 2025 budget, the tax levy approved in November 2024 (2023 tax year levy) will fund 2025 operations. The CPI for the 2023 tax year is 3.4%, however, so the District 2023 tax levy is 3.4%.

2025 Property Tax Distribution



Historical Analysis Total Property Tax



	2021	2022	2023	2024 Estimate	2025 Budget
Corporate	\$4,936,790	\$4,934,581	\$5,567,281	\$5,798,525	\$6,082,653
IMRF	\$99,413	\$201,286	\$163,093	\$169,534	\$211,841
Liability	\$520,946	\$289,026	\$303,915	\$316,158	\$426,650
Audit	\$21,094	\$21,799	\$22,880	\$29,783	\$19,242
Recreation	\$4,474,073	\$4,606,442	\$4,879,378	\$5,063,114	\$5,228,206
Museum	\$51,924	\$350,245	\$70,256	\$71,753	\$35,269
Special Recreation	\$406,197	\$421,904	\$438,464	\$483,645	\$507,343
Total Property Tax	\$10,510,437	\$10,825,284	\$11,445,266	\$11,932,512	\$12,511,204

Budget Assumptions

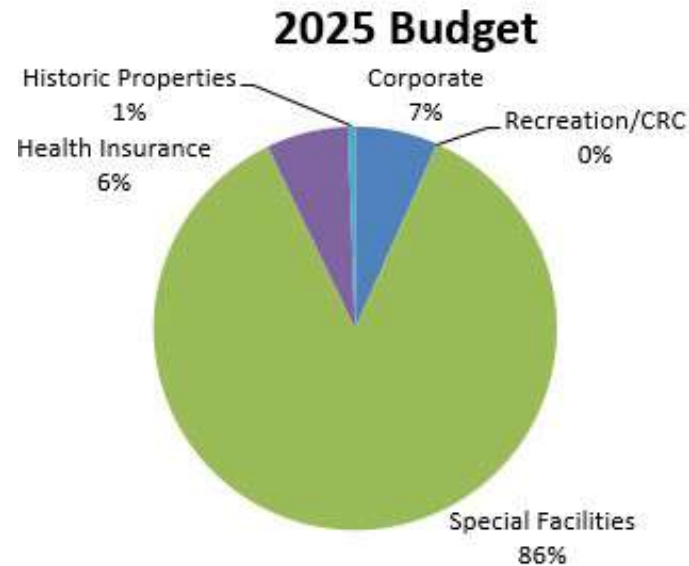
The amount of the property tax levy is set at the amount of funds needed to meet the current operating and capital obligations while also keeping each fund in line with fund balance targets.

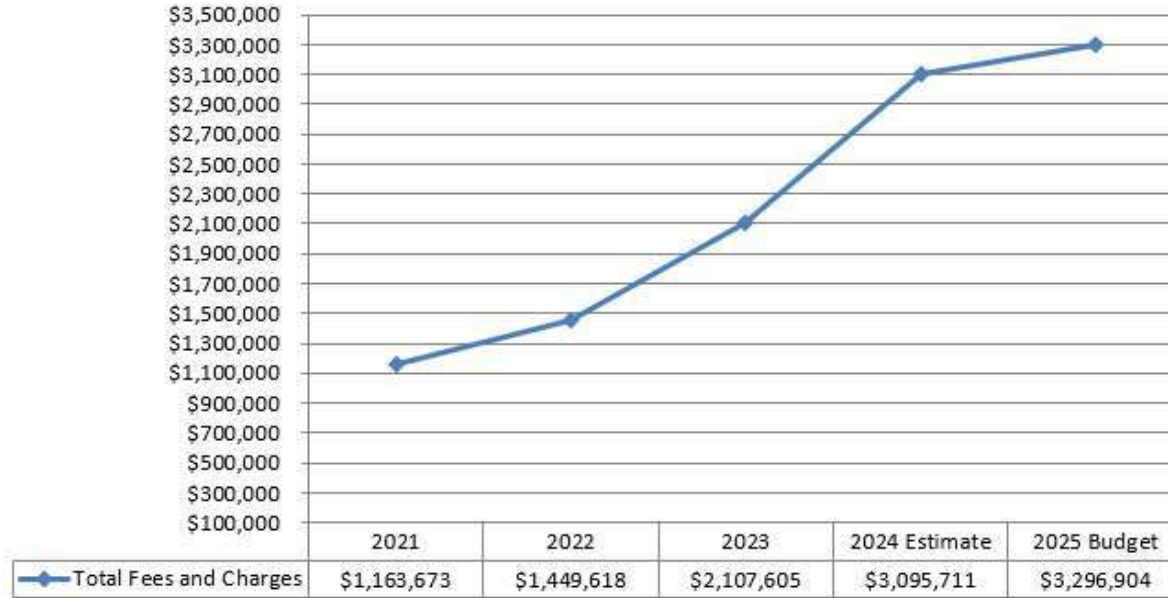
Fees and Charges

Description

The Park District of Oak Park charges fees for facility usage and sale of products. These fees are charged for pool passes, ice rink usage, dog park usage, field usage, tours and program participation. Employee contributions for health insurance premiums are also accounted for under fees and charges.

2025 Fees and Charge Distribution



Historical Analysis
Total Fees and Charges


	2021	2022	2023	2024 Estimate	2025 Budget
Corporate	\$153,289	\$177,464	\$150,395	\$216,000	\$220,000
Recreation/CRC	\$0	\$0	\$575,325	\$1,368,000	\$0
Special Facilities	\$873,998	\$1,110,244	\$1,197,095	\$1,303,711	\$2,841,567
Health Insurance	\$129,485	\$140,210	\$160,390	\$190,000	\$216,337
Historic Properties	\$6,900	\$21,700	\$24,400	\$18,000	\$19,000
Total Fees and Charges	\$1,163,673	\$1,449,618	\$2,107,605	\$3,095,711	\$3,296,904

Budget Assumptions

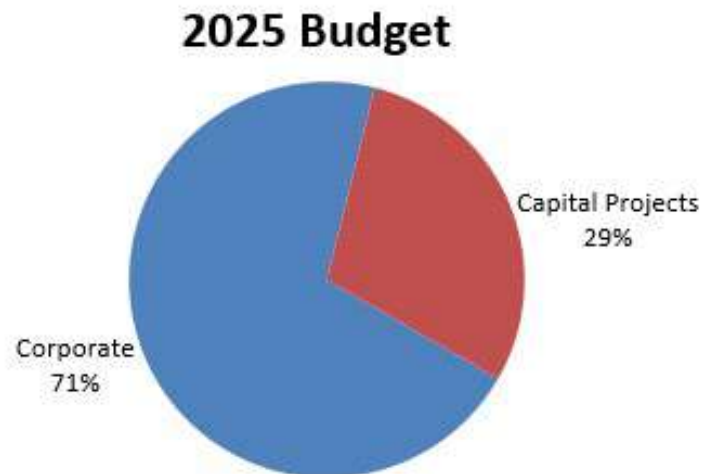
Revenues have been adjusted to reflect market conditions and to cover program expenses, which are anticipated to be approximately 5%.

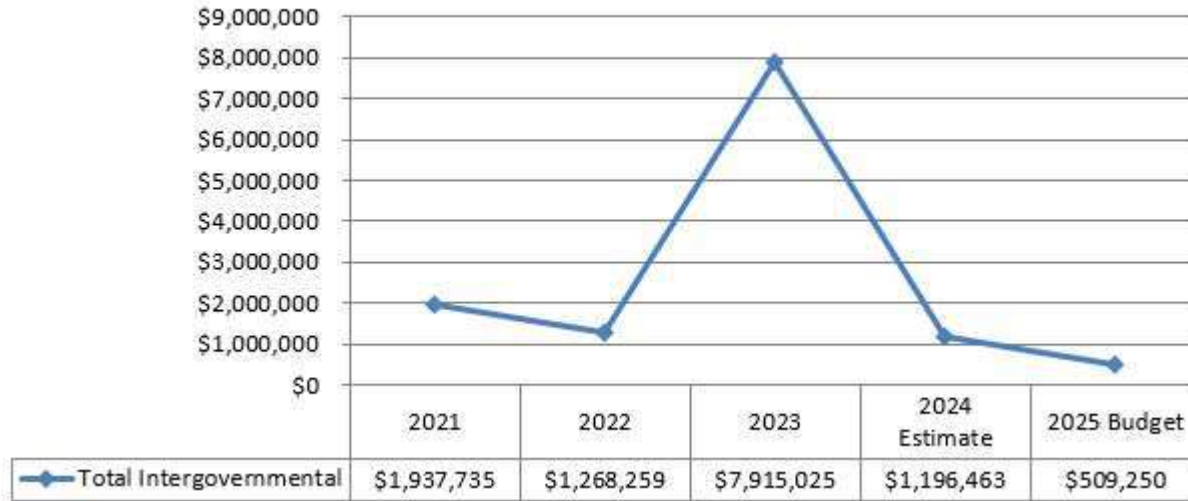
Intergovernmental Revenue

Description

Intergovernmental Revenue accounts for funds received from other governmental entities in the form of personal property replacement taxes, grants, and other one-time reimbursements for expenses. The Personal Property Replacement Tax is a corporate income tax collected statewide and then distributed to various taxing districts. It is based on a formula using the amount of corporate property tax that was lost when the replacement tax was created. All Personal Property Replacement Tax revenue is allocated to the general fund. The Park District also has a strong history of receiving grants from numerous government entities.

2025 Intergovernmental Distribution



Historical Analysis
Total Intergovernmental


	2021	2022	2023	2024 Estimate	2025 Budget
Corporate	\$314,615	\$646,759	\$572,831	\$485,000	\$359,250
Capital Projects	\$1,623,120	\$621,500	\$7,342,194	\$711,463	\$150,000
Total Intergovernmental	\$1,937,735	\$1,268,259	\$7,915,025	\$1,196,463	\$509,250

Budget Assumptions

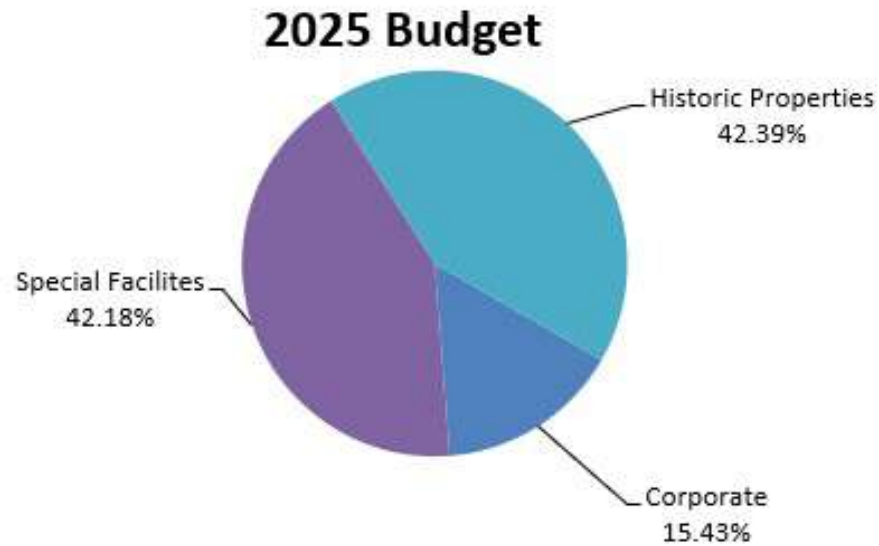
2023 revenues include Illinois DCEO grants for the Community Recreation Center. All years also include the District’s PPRT receipts.

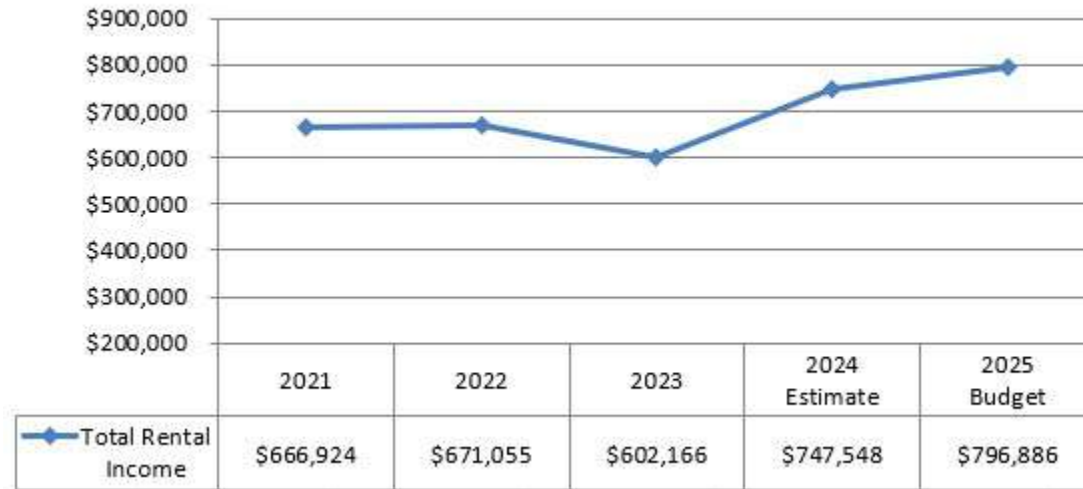
Rental Income

Description

The Park District receives rental income for facility usage including special events, meetings, weddings, and movie shoots. The Cheney Mansion Coach House is leased for residential purposes.

2025 Rental Income Distribution



Historical Analysis
Total Rental Income


	2021	2022	2023	2024 Estimate	2025 Budget
Corporate	\$83,174	\$125,823	\$125,285	\$106,889	\$122,939
Recreation	\$0	\$0	\$0	\$0	\$0
Museum	\$49,830	\$0	\$0	\$0	\$0
Special Facilities	\$295,011	\$270,966	\$252,515	\$311,234	\$336,122
Historic Properties	\$238,910	\$274,266	\$224,366	\$329,425	\$337,824
Total Rental Income	\$666,924	\$671,055	\$602,166	\$747,548	\$796,886

Budget Assumptions

The rental rates charged are to be competitive with the market and must include the wages of the onsite Rental Attendant. The number of rentals is based upon current rate structure and historical usage.

Miscellaneous Revenue

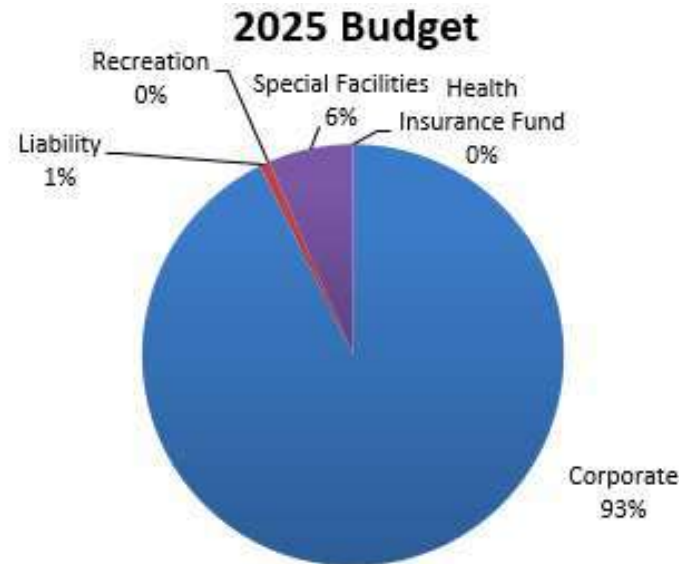
Description

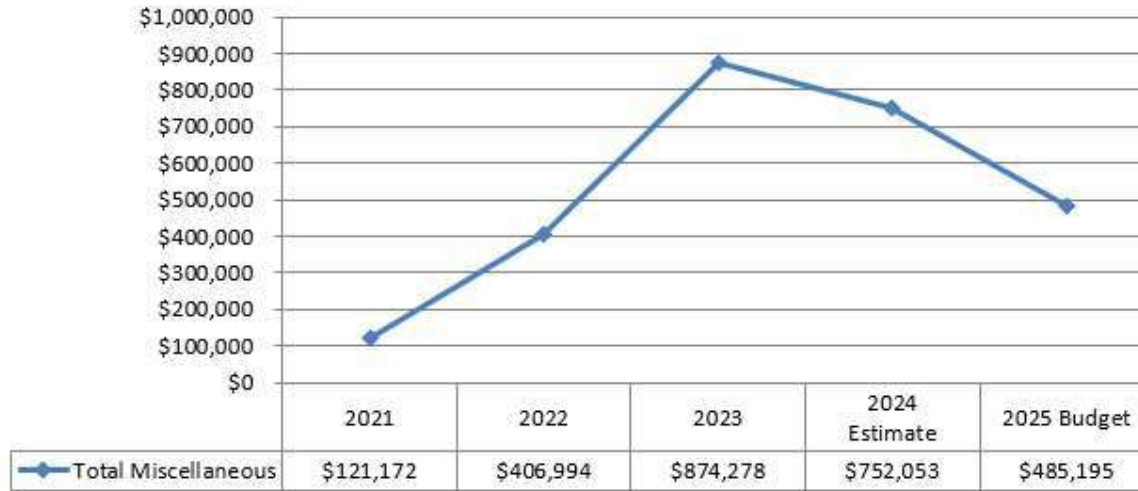
Miscellaneous Revenue receives a variety of revenues including non-resident fees, vending machine revenue, procurement card rebates and interest income received on cash deposits.

Interest received from investments include:

- Cash Bank Accounts at Byline Bank
- Illinois Park District Liquid Asset Funds
- Illinois Metropolitan Investment Trust
- Brokered Certificate of Deposits, a money market account and investment shares through PMA

2025 Miscellaneous Revenue Distribution



Historical Analysis
Total Miscellaneous


	2021	2022	2023	2024 Estimate	2025 Budget
Corporate	\$40,884	\$339,754	\$824,193	\$725,000	\$450,000
Liability	\$42,999	\$2,250	\$2,140	\$3,500	\$3,500
Recreation	\$0	\$15,097	\$0	\$771	\$0
Special Facilities	\$13,623	\$42,882	\$27,988	\$17,782	\$31,695
Health Insurance					
Fund	\$21,605	\$6,010	\$0	\$0	\$0
Capital Projects	\$0	\$1,000	\$19,957	\$5,000	\$0
Cheney Mansion	\$2,060	\$0	\$0	\$0	\$0
Total Miscellaneous	\$121,172	\$406,994	\$874,278	\$752,053	\$485,195

Budget Assumptions

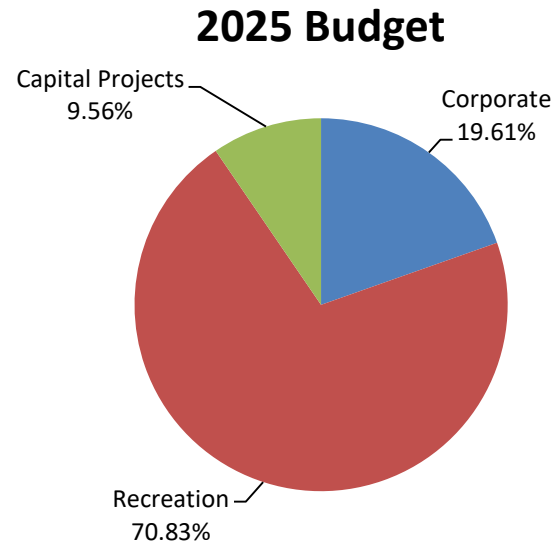
The Park District budgets conservatively for Miscellaneous Fees. No significant variances are expected in 2025.

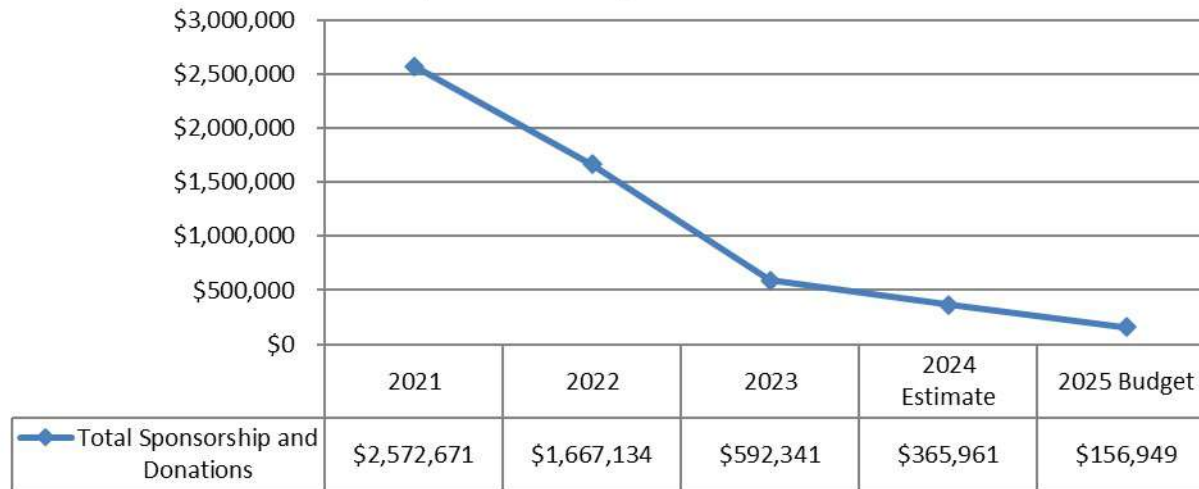
Sponsorship and Donations

Description

The Park District pursues a variety of sponsorships and donations to help fund its recreation programs and other special events. This is done to reduce the burden on taxpayers and participants for events such as the Frank Lloyd Wright Races, the Summer Concert Series, and other holiday special events.

2025 Sponsorship and Donation Distribution



Historical Analysis
Total Sponsorship and Donations


	2021	2022	2023	2024 Estimate	2025 Budget
Corporate	\$24,701	\$19,885	\$19,910	\$16,000	\$30,784
Recreation	\$26,803	\$101,662	\$50,367	\$184,961	\$111,165
Capital Projects	\$2,521,167	\$1,545,587	\$522,064	\$165,000	\$15,000
Total Sponsorship and Donations	\$2,572,671	\$1,667,134	\$592,341	\$365,961	\$156,949

Budget Assumptions

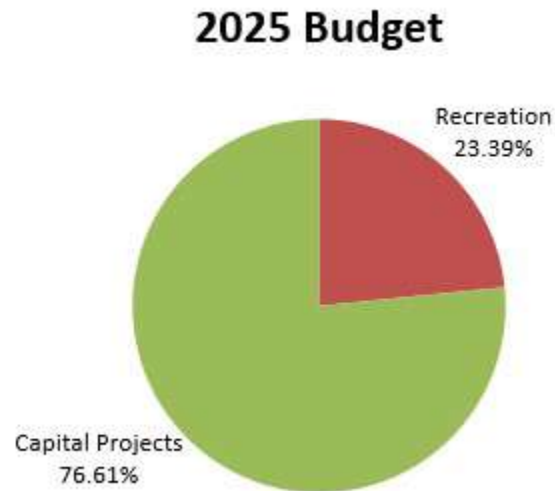
The District is budgeting conservatively for sponsorships and donations in the Corporate and Recreation funds. The significant donations in Capital Projects in 2021-2023 come from the Parks Foundation, and were restricted to the construction of the Community Recreation Center.

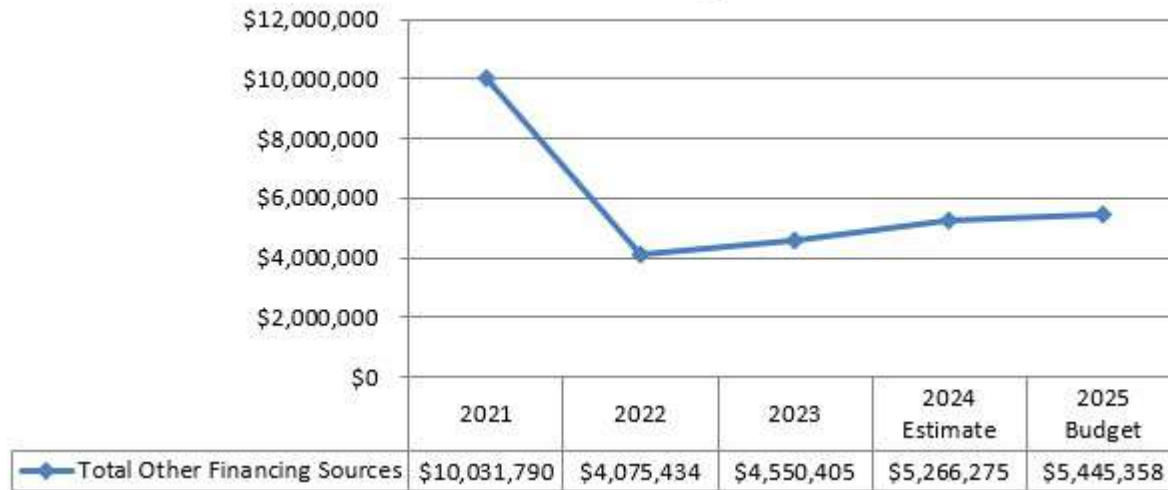
Other Financing Sources

Description

The Park District uses this budget area to include debt service proceeds, capital transfers, operating transfers, transfers for debt service payments, and transfers to the Health Insurance Fund. The district sold \$10 million in bonds in 2011, 2012 and 2013 of which all were refunded in 2019 and 2020. In 2013, the district began transferring money from the Recreation Fund to the Capital Projects Fund and less from the Corporate Fund due to the District coming close to the Corporate Fund rate limit. Historically, the district has transferred money from the Corporate Fund, Recreation Fund, and Special Facilities Fund to the Capital Projects Fund to help numerous projects. In 2013, the District started transferring to the Health Insurance Fund to create the fund and work towards a 25% fund balance.

2025 Other Financing Sources Distribution



Historical Analysis
Total Other Financing Sources


	2021	2022	2023	2024 Estimate	2025 Budget
Special Recreation	\$0	\$0	\$0	\$0	\$0
Health Insurance	\$888,588	\$1,007,306	\$980,638	\$1,172,907	\$1,273,915
Capital Projects	\$9,143,202	\$3,068,128	\$3,569,767	\$4,093,368	\$4,171,443
Historic Properties	\$0	\$0	\$0	\$0	\$0
Total Other Financing Sources	\$10,031,790	\$4,075,434	\$4,550,405	\$5,266,275	\$5,445,358

Budget Assumptions

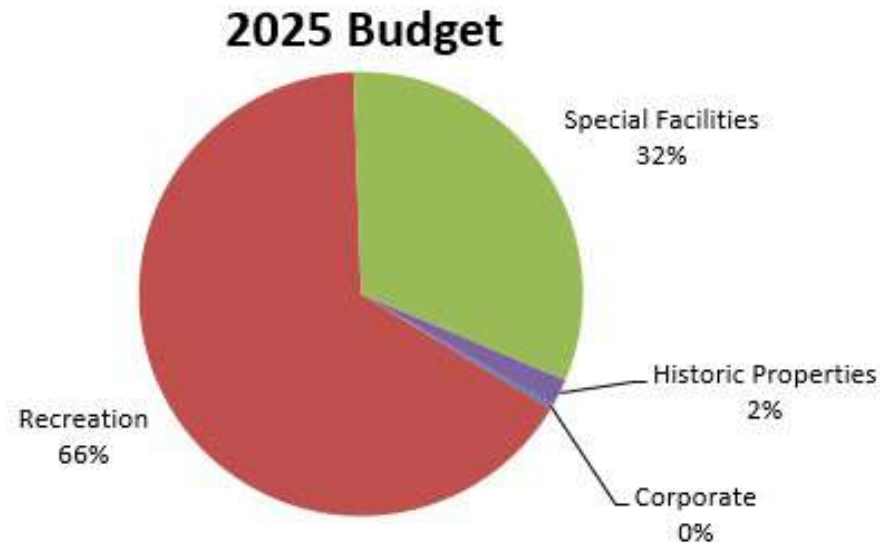
The large increase in 2019 and 2020 was for the refunding of the 2011, 2012 and 2013 bonds. The revenue since 2021 has returned to expected levels.

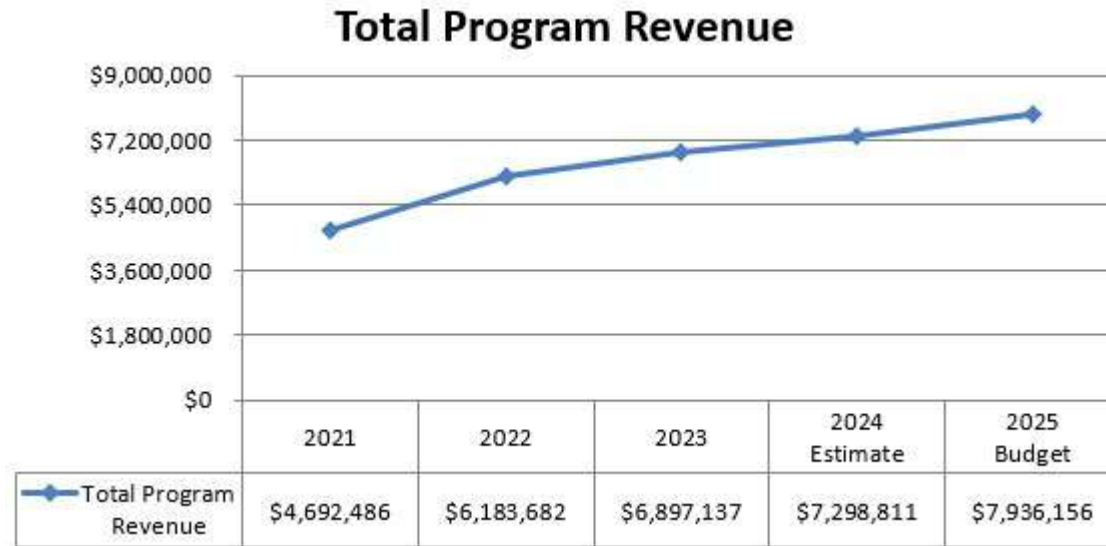
Program Revenues

Description

Program revenues are fees paid by residents and non-residents to take part in programs that park district offers. Program revenues are received in the Corporate, Recreation, Special Facilities, and Cheney Mansion funds. Most of the revenue is received in the Recreation and Special Facilities funds. Programs are expected to minimally cover their costs but may also help cover overhead and capital costs for the District.

2025 Program Revenue Distribution



Historical Analysis


	2021	2022	2023	2024 Estimate	2025 Budget
Corporate	\$19,126	\$20,116	\$21,627	\$24,200	\$26,025
Recreation	\$3,188,628	\$4,316,844	\$4,638,308	\$4,922,640	\$5,222,744
Museum	\$17,393	\$0	\$0	\$0	\$0
Special Facilities	\$1,429,212	\$1,768,049	\$2,127,524	\$2,206,521	\$2,530,357
Historic Properties	\$38,126	\$78,673	\$109,679	\$145,450	\$157,031
Total Program Revenue	\$4,692,486	\$6,183,682	\$6,897,137	\$7,298,811	\$7,936,156

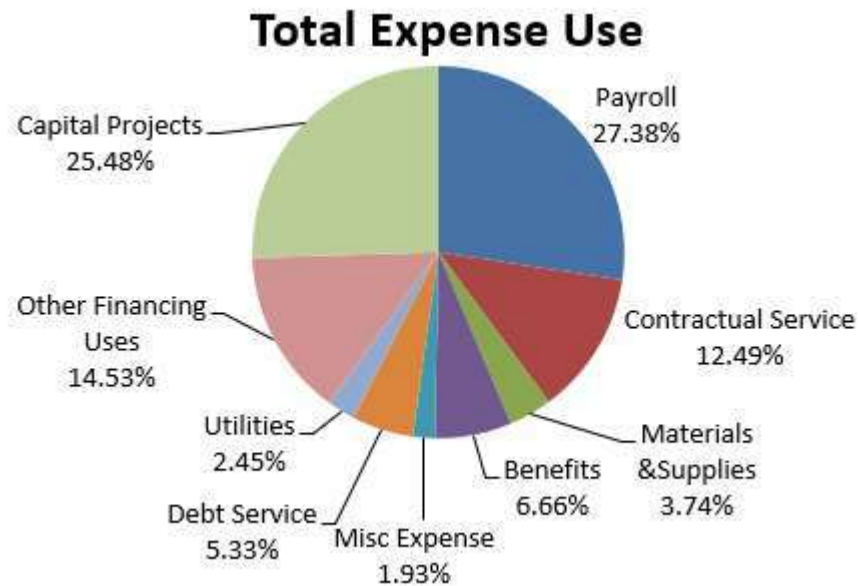
Budget Assumptions

The 2025 budget assumes a 8.7% increase in program revenues to cover direct and indirect costs. Steady increases are expected at the Gymnastics and Recreation Center, the Ridgeland Common Recreation Complex, the Community Recreation Center, and in General Recreation.

Expenses

Expense Type Comparison

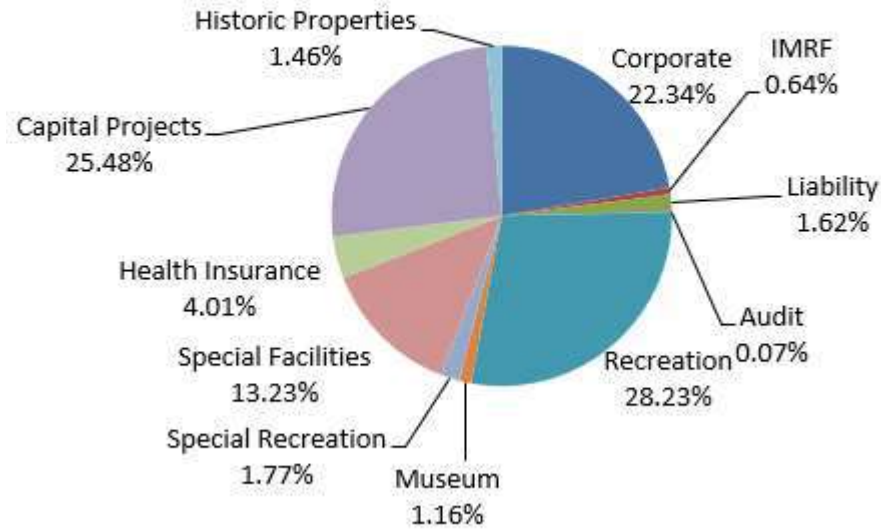
The Park District spends the majority of its revenues on capital improvements and wages. These two items directly support the mission of the Park District, which provides quality parks and recreation opportunities for the Oak Park Community.



Expense Distribution Comparison

The Capital Projects Fund is responsible for 25.48% of all District expenses. This is an increase from the previous year as the District moves into the large projects at Rehm Pool and the Field Center. The Recreation Fund comprises the largest portion of expenses because this is where the District makes its principal and interest payments on debt issued in previous years.

Total Expenses by Fund

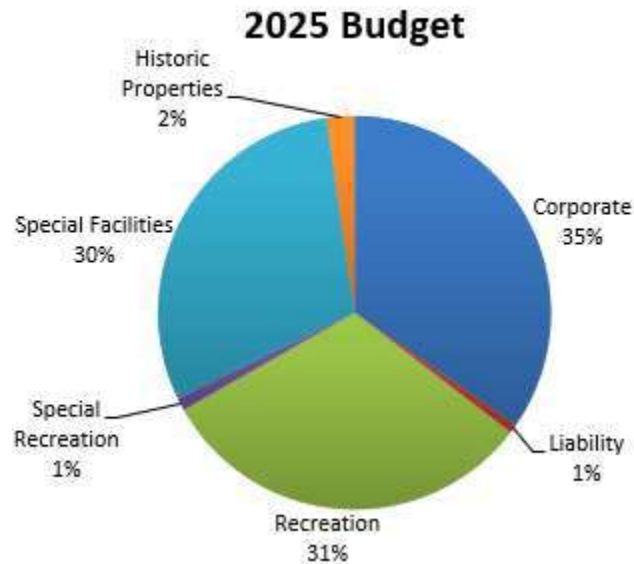


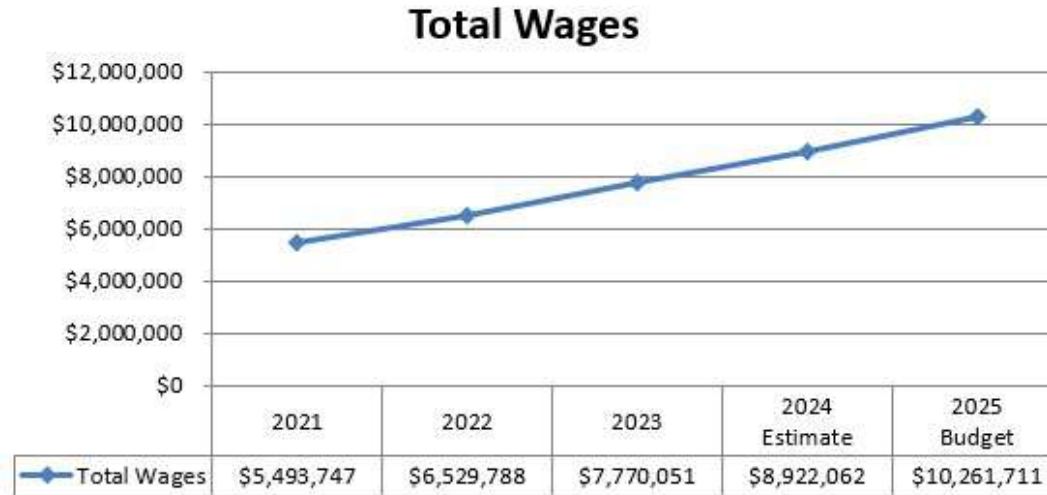
Payroll

Description

Payroll includes wages paid to all full-time and part-time employees. The programs and services offered by the District can require many people doing the same job at the same time or require fewer people with specialized skills for a short period. To meet these needs, the District relies on approximately 500 part time staff throughout the year to provide the recreation programs and services offered.

2025 Payroll Distribution



Historical Analysis


	2021	2022	2023	2024 Estimate	2025 Budget
Corporate	\$2,056,066	\$2,361,270	\$2,546,137	\$2,717,125	\$3,559,548
Liability	\$66,431	\$41,314	\$67,685	\$71,159	\$73,716
Recreation	\$1,694,272	\$2,116,467	\$2,816,463	\$3,559,459	\$3,220,339
Special Recreation	\$0	\$2,695	\$43,438	\$65,000	\$105,130
Museum	\$7,034	\$463	\$0	\$0	\$0
Special Facilities	\$1,564,915	\$1,819,909	\$2,083,729	\$2,289,500	\$3,066,932
Historic Properties	\$105,029	\$187,671	\$212,599	\$219,820	\$236,046
Total Wages	\$5,493,747	\$6,529,788	\$7,770,051	\$8,922,062	\$10,261,711

Budget Assumptions

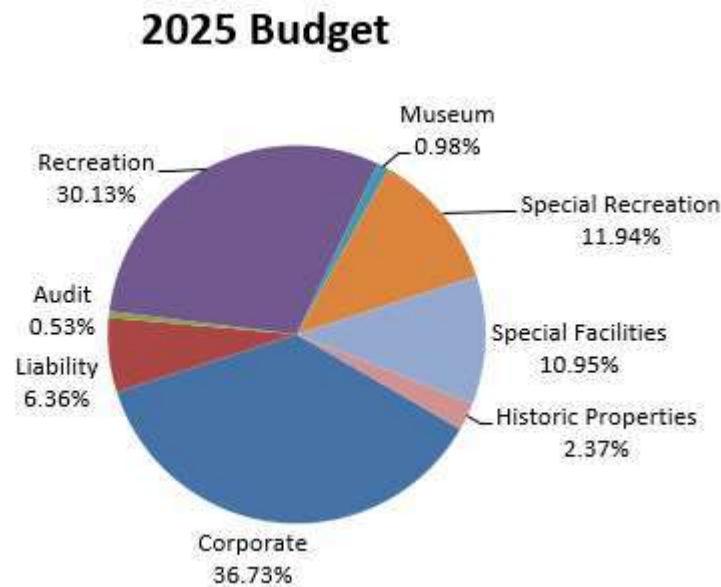
Full time wages are estimated to increase up to 4% based on the District’s salary and wage structure. This increase is dependent on staff achieving a satisfactory or higher rating on annual performance reviews. The consistent increases over 2021 to 2023 are related to filling positions vacated during the pandemic, as well as the gradual increase towards a \$15 per hour minimum wage for year-round part-time staff by 2024.

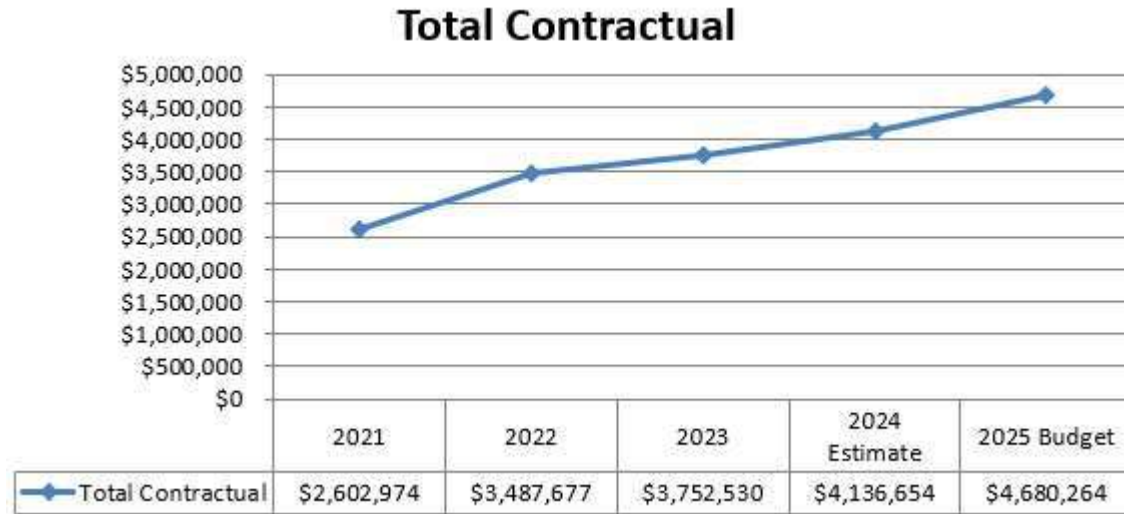
Contractual Services

Description

The contractual service expenses include payment for all services provided to the District.

2025 Contractual Services Distribution



Historical Analysis


	2021	2022	2023	2024 Estimate	2025 Budget
Corporate	\$975,941	\$997,042	\$1,221,550	\$1,506,046	\$1,719,292
Liability	\$199,625	\$186,701	\$216,349	\$250,532	\$297,572
Audit	\$19,900	\$20,660	\$22,600	\$21,310	\$24,900
Recreation	\$802,675	\$1,183,869	\$1,273,089	\$1,221,391	\$1,410,132
Museum	\$12,652	\$323,371	\$82,544	\$150,000	\$46,000
Special Recreation	\$362,811	\$432,605	\$440,631	\$475,000	\$559,017
Special Facilities	\$192,575	\$283,415	\$399,720	\$408,858	\$512,480
Historic Properties	\$36,795	\$60,013	\$96,048	\$103,518	\$110,872
Total Contractual	\$2,602,974	\$3,487,677	\$3,752,530	\$4,136,654	\$4,680,264

Budget Assumptions

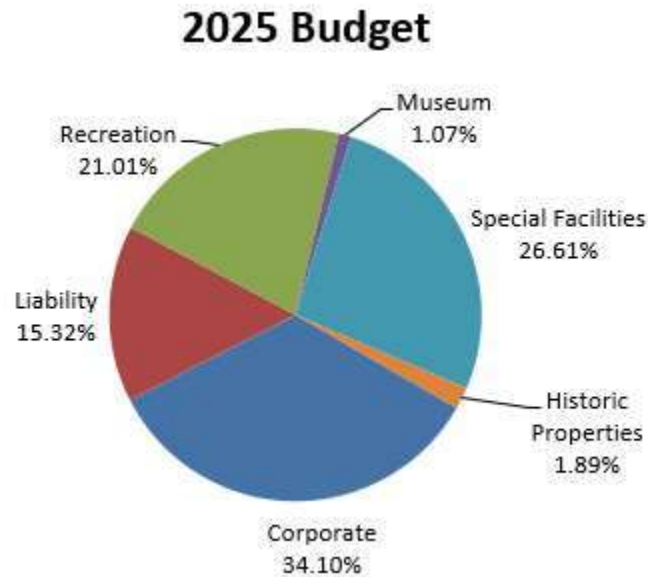
Contractual services expenses are expected to continue to increase throughout 2025 due to continued inflation.

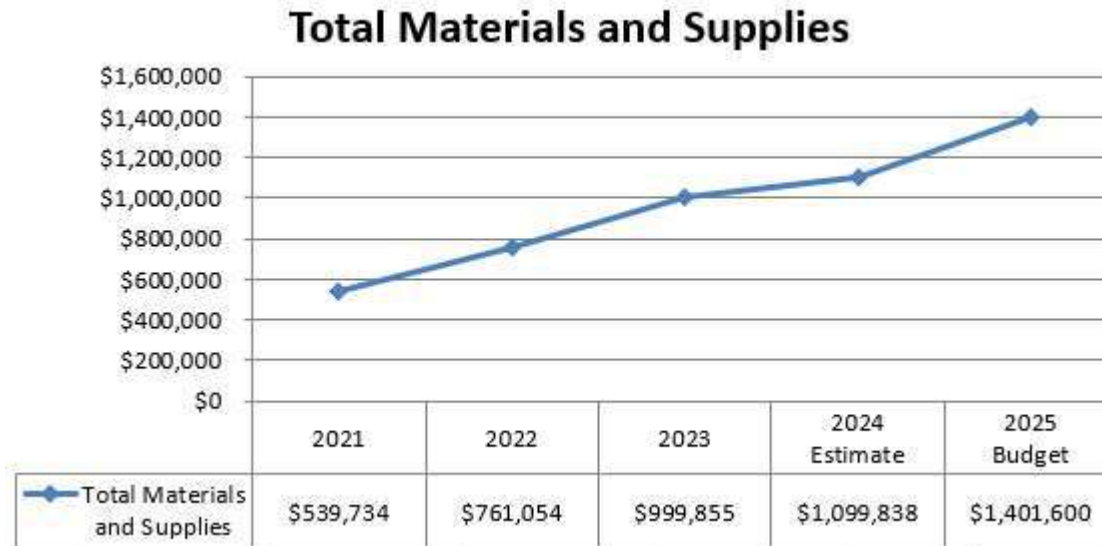
Materials and Supplies

Description

Materials and Supplies Expense include all items with an expected life of less than three years.

2025 Materials and Supplies Distribution



Historical Analysis


	2021	2022	2023	2024 Estimate	2025 Budget
Corporate	\$257,567	\$311,217	\$407,338	\$488,340	\$477,970
Liability	\$34,142	\$41,863	\$73,341	\$49,887	\$214,700
Recreation	\$86,926	\$174,945	\$265,636	\$282,806	\$294,534
Museum	\$8,019	\$0	\$520	\$0	\$15,000
Special Facilities	\$143,164	\$207,878	\$227,761	\$253,864	\$372,931
Historic Properties	\$9,917	\$25,151	\$25,259	\$24,940	\$26,465
Total Materials and Supplies	\$539,734	\$761,054	\$999,855	\$1,099,838	\$1,401,600

Budget Assumptions

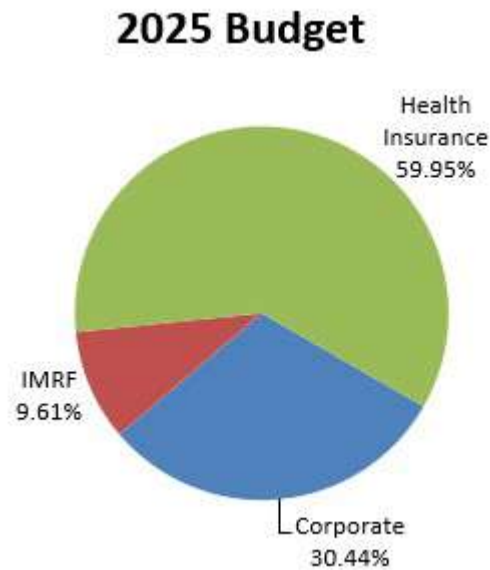
The 2025 budgeted amounts assume a minimum increase of 24.4% in program participation expectations. This budget area also includes building supplies, which have continued to increase in price, for any needed repairs during 2025.

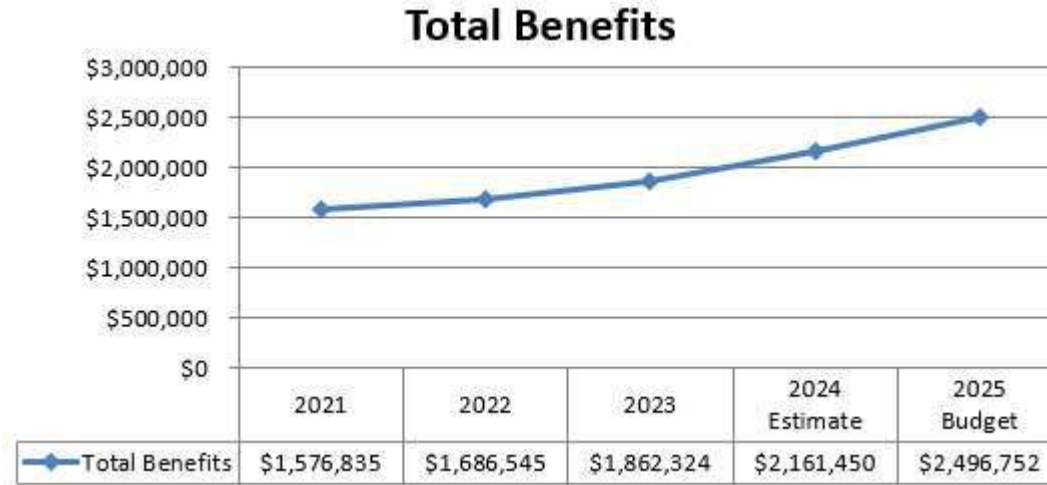
Benefits

Description

This expense covers the employer portion of all benefits including employee insurance, IMRF, and FICA.

2025 Benefits Distribution



Historical Analysis


	2021	2022	2023	2024 Estimate	2025 Budget
Corporate	\$418,893	\$477,374	\$570,276	\$700,000	\$760,000
IMRF	\$285,139	\$261,224	\$200,292	\$200,000	\$240,000
Health Insurance	\$872,803	\$947,948	\$1,091,756	\$1,261,450	\$1,496,752
Total Benefits	\$1,576,835	\$1,686,545	\$1,862,324	\$2,161,450	\$2,496,752

Budget Assumptions

Health insurance rates are projected to increase by approximately 4-7% in 2025 depending on the HMO/PPO plan. The District budgets for all positions to be filled to ensure funds are available when needed. FICA and IMRF pension costs are budgeted to increase with salary increases.

Miscellaneous Expense

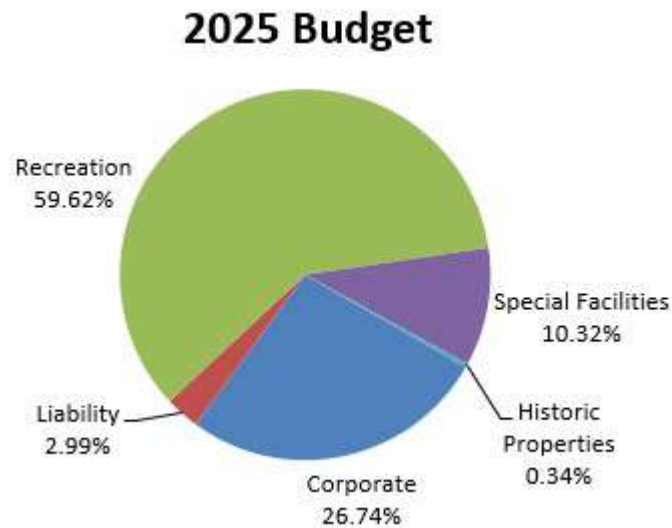
Description

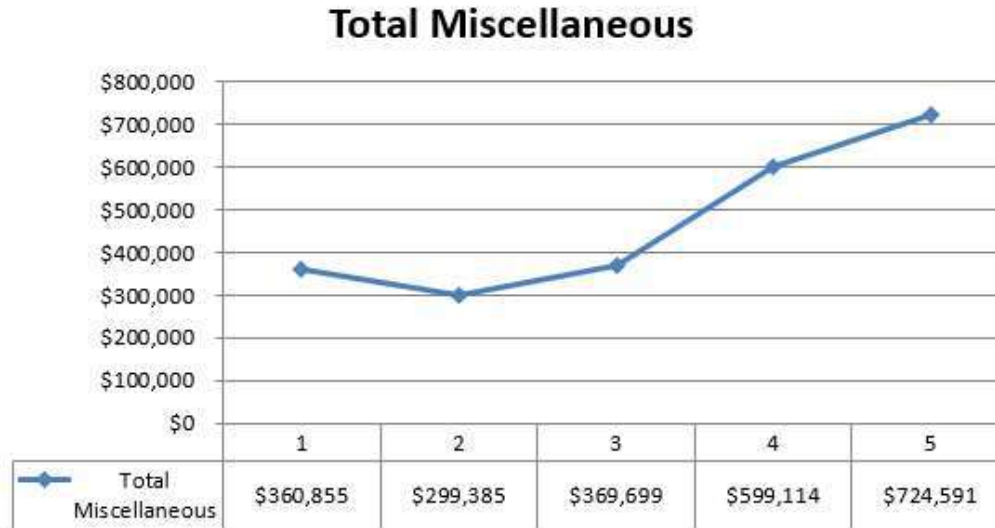
The miscellaneous expense category includes many of the Park District’s additional employee benefits such as:

- Professional membership dues and subscriptions
- Conference and training
- Continuing education
- Employee recognition

This category also includes the scholarship expense for both the Child Care Tiered Pricing and the District’s general scholarship program.

2025 Miscellaneous Expense Distribution



Historical Analysis


	2021	2022	2023	2024 Estimate	2025 Budget
Corporate	\$56,877	\$100,265	\$94,491	\$149,410	\$192,389
Liability	\$39,413	\$2,071	\$90	\$5,963	\$21,500
Recreation	\$224,463	\$169,736	\$201,308	\$371,994	\$429,002
Special Facilities	\$34,089	\$26,535	\$68,823	\$64,333	\$74,286
Health Insurance					
Fund	\$5,686	\$0	\$0	\$5,000	\$5,000
Historic Properties	\$327	\$779	\$4,986	\$2,414	\$2,414
Total Miscellaneous	\$360,855	\$299,385	\$369,699	\$599,114	\$724,591

Budget Assumptions

The 2025 budget includes a commitment to send employees to conferences and various trainings.

Debt Service Expense

Description

The Park District pays the principal and interest as scheduled on debt and capital leases. 2025 debt expense includes payment of refunding bonds issued in 2019 and 2020. Those bonds refunded the 2011, 2012, and 2013 bonds which funded projects at Ridgeland Common, Gymnastics and Recreation Center, and 218 Madison Street.

Debt Service Schedule

\$7,800,000 G.O. Refunding Park Bonds (ARS), Series 2019

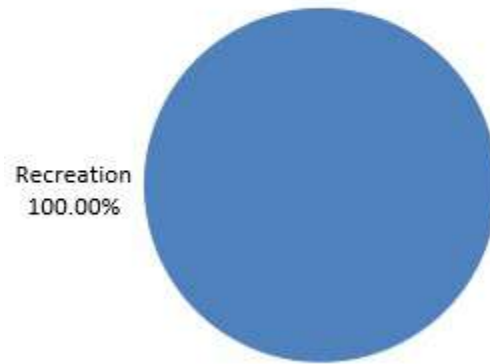
Date	Principal	Coupon	Interest	Total P+I	Fiscal Total
10/31/2019	-	-	-	-	-
12/15/2019	-	-	37,675.00	37,675.00	37,675.00
6/15/2020	-	-	150,700.00	150,700.00	-
12/15/2020	-	-	150,700.00	150,700.00	301,400.00
6/15/2021	-	-	150,700.00	150,700.00	-
12/15/2021	-	-	150,700.00	150,700.00	301,400.00
6/15/2022	-	-	150,700.00	150,700.00	-
12/15/2022	-	-	150,700.00	150,700.00	301,400.00
6/15/2023	-	-	150,700.00	150,700.00	-
12/15/2023	-	-	150,700.00	150,700.00	301,400.00
6/15/2024	-	-	150,700.00	150,700.00	-
12/15/2024	-	-	150,700.00	150,700.00	301,400.00
6/15/2025	-	-	150,700.00	150,700.00	-
12/15/2025	-	-	150,700.00	150,700.00	301,400.00
6/15/2026	-	-	150,700.00	150,700.00	-
12/15/2026	-	-	150,700.00	150,700.00	301,400.00
6/15/2027	-	-	150,700.00	150,700.00	-
12/15/2027	-	-	150,700.00	150,700.00	301,400.00
6/15/2028	-	-	150,700.00	150,700.00	-
12/15/2028	660,000.00	5.000%	150,700.00	810,700.00	961,400.00
6/15/2029	-	-	134,200.00	134,200.00	-
12/15/2029	1,720,000.00	3.000%	134,200.00	1,854,200.00	1,988,400.00
6/15/2030	-	-	108,400.00	108,400.00	-
12/15/2030	1,785,000.00	4.000%	108,400.00	1,893,400.00	2,001,800.00
6/15/2031	-	-	72,700.00	72,700.00	-
12/15/2031	1,870,000.00	4.000%	72,700.00	1,942,700.00	2,015,400.00
6/15/2032	-	-	35,300.00	35,300.00	-
12/15/2032	1,230,000.00	4.000%	35,300.00	1,265,300.00	1,300,600.00
6/15/2033	-	-	10,700.00	10,700.00	-
12/15/2033	535,000.00	4.000%	10,700.00	545,700.00	556,400.00
Total	\$7,800,000.00	-	\$3,472,875.00	\$11,272,875.00	-

Debt Service Schedule
\$9,860,000 G.O. Refunding Park Bonds (ARS), Series 2020

Date	Principal	Coupon	Interest	Total P+I	Fiscal Total
11/3/2020	-	-	-	-	-
12/15/2020	-	-	55,020.00	55,020.00	55,020.00
6/15/2021	-	-	235,800.00	235,800.00	-
12/15/2021	1,010,000.00	4.000%	235,800.00	1,245,800.00	1,481,600.00
6/15/2022	-	-	215,600.00	215,600.00	-
12/15/2022	1,130,000.00	4.000%	215,600.00	1,345,600.00	1,561,200.00
6/15/2023	-	-	193,000.00	193,000.00	-
12/15/2023	1,195,000.00	5.000%	193,000.00	1,388,000.00	1,581,000.00
6/15/2024	-	-	163,125.00	163,125.00	-
12/15/2024	1,270,000.00	5.000%	163,125.00	1,433,125.00	1,596,250.00
6/15/2025	-	-	131,375.00	131,375.00	-
12/15/2025	1,350,000.00	5.000%	131,375.00	1,481,375.00	1,612,750.00
6/15/2026	-	-	97,625.00	97,625.00	-
12/15/2026	1,425,000.00	5.000%	97,625.00	1,522,625.00	1,620,250.00
6/15/2027	-	-	62,000.00	62,000.00	-
12/15/2027	1,520,000.00	5.000%	62,000.00	1,582,000.00	1,644,000.00
6/15/2028	-	-	24,000.00	24,000.00	-
12/15/2028	960,000.00	5.000%	24,000.00	984,000.00	1,008,000.00
Total	\$9,860,000.00	-	\$2,300,070.00	\$12,160,070.00	-

Debt Service Schedule
\$5,500,000 General Obligation Debt Certificates (Limited Tax), Series 2021

Date	Principal	Coupon	Interest	Total P+I	Fiscal Total
12/2/2021	-	-	-	-	-
6/15/2022	-	-	88,458.33	88,458.33	-
12/15/2022	-	-	82,500.00	82,500.00	170,958.33
6/15/2023	-	-	82,500.00	82,500.00	-
12/15/2023	-	-	82,500.00	82,500.00	165,000.00
6/15/2024	-	-	82,500.00	82,500.00	-
12/15/2024	-	-	82,500.00	82,500.00	165,000.00
6/15/2025	-	-	82,500.00	82,500.00	-
12/15/2025	-	-	82,500.00	82,500.00	165,000.00
6/15/2026	-	-	82,500.00	82,500.00	-
12/15/2026	-	-	82,500.00	82,500.00	165,000.00
6/15/2027	-	-	82,500.00	82,500.00	-
12/15/2027	-	-	82,500.00	82,500.00	165,000.00
6/15/2028	-	-	82,500.00	82,500.00	-
12/15/2028	-	-	82,500.00	82,500.00	165,000.00
6/15/2029	-	-	82,500.00	82,500.00	-
12/15/2029	-	-	82,500.00	82,500.00	165,000.00
6/15/2030	-	-	82,500.00	82,500.00	-
12/15/2030	-	-	82,500.00	82,500.00	165,000.00
6/15/2031	-	-	82,500.00	82,500.00	-
12/15/2031	-	-	82,500.00	82,500.00	165,000.00
6/15/2032	-	-	82,500.00	82,500.00	-
12/15/2032	705,000.00	3.000%	82,500.00	787,500.00	870,000.00
6/15/2033	-	-	71,925.00	71,925.00	-
12/15/2033	1,475,000.00	3.000%	71,925.00	1,546,925.00	1,618,850.00
6/15/2034	-	-	49,800.00	49,800.00	-
12/15/2034	2,075,000.00	3.000%	49,800.00	2,124,800.00	2,174,600.00
6/15/2035	-	-	18,675.00	18,675.00	-
12/15/2035	1,245,000.00	3.000%	18,675.00	1,263,675.00	1,282,350.00
Total	\$5,500,000.00	-	2,101,758.33	7,601,758.33	-

Historical Analysis
2025 Budget


	2021	2022	2023	2024 Estimate	2025 Budget
Recreation	\$1,783,000	\$2,033,558	\$2,047,400	\$2,142,650	\$1,999,150
Total Debt Service	\$1,783,000	\$2,033,558	\$2,047,400	\$2,142,650	\$1,999,150

Budget Assumptions

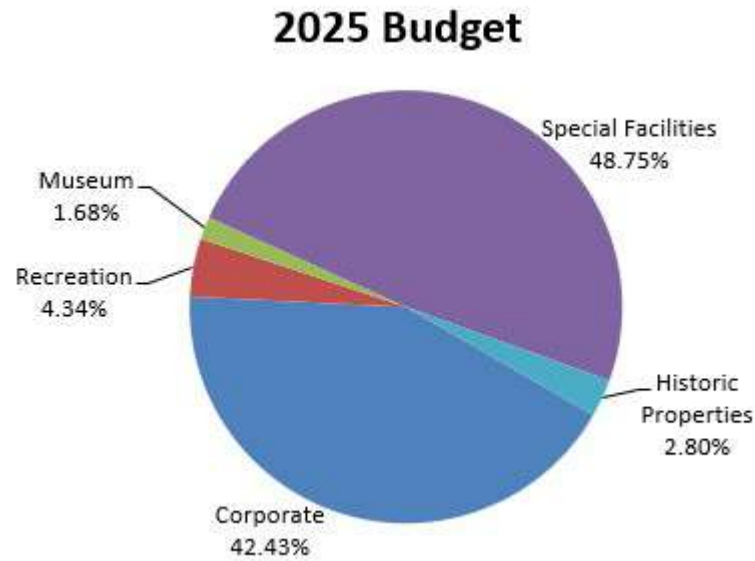
This budget includes the principal and interest payments on the refunding bonds issued in 2019 and 2020. In November 2021, the District issued a \$5.5 million debt certificate to help fund the 2022-2026 Capital Improvement Plan. This debt certificate extended the District’s interest and principle payments by two years out to 2035. Debt is staggered in such a way that the principal and interest payments are relatively consistent through 2035.

Utilities

Description

The Park District pays for electricity, heating gas, water and telephone for all of its facilities as well as a limited amount of security monitoring.

2025 Utilities Distribution



Historical Analysis
Total Utilities


	2021	2022	2023	2024 Estimate	2025 Budget
Corporate	\$348,410	\$390,277	\$355,409	\$459,980	\$389,672
Recreation	\$40,000	\$24,155	\$25,687	\$59,877	\$39,900
Museum	\$12,650	\$25,151	\$12,408	\$18,092	\$15,420
Special Facilities	\$317,570	\$391,470	\$344,223	\$413,168	\$447,800
Historic Properties	\$21,490	\$24,180	\$18,115	\$25,398	\$25,700
Total Utilities	\$740,120	\$855,234	\$755,842	\$976,514	\$918,492

Budget Assumptions

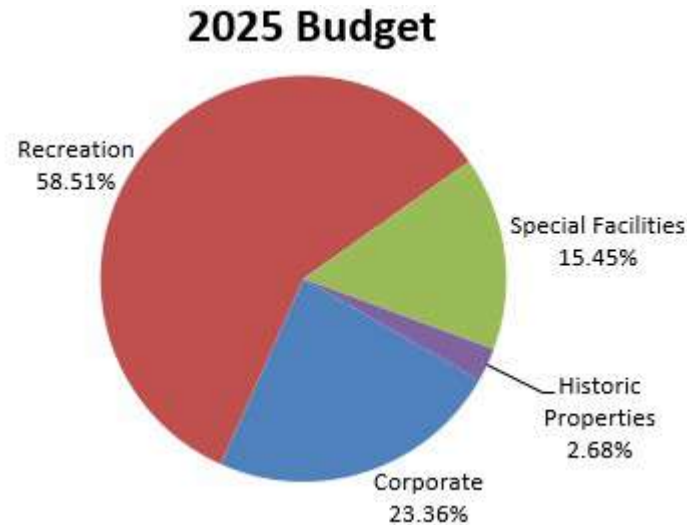
The Park District locks in many of our utility rates in an attempt to control rising energy costs. However, energy costs continue to rise due to inflation, and therefore it is expected that energy expenditure will increase during 2025. Despite this, because the District has expanded its renewable energy options significantly, energy costs have not increased as much as they would have without renewable energy, and the District expects to see a decrease in coming years.

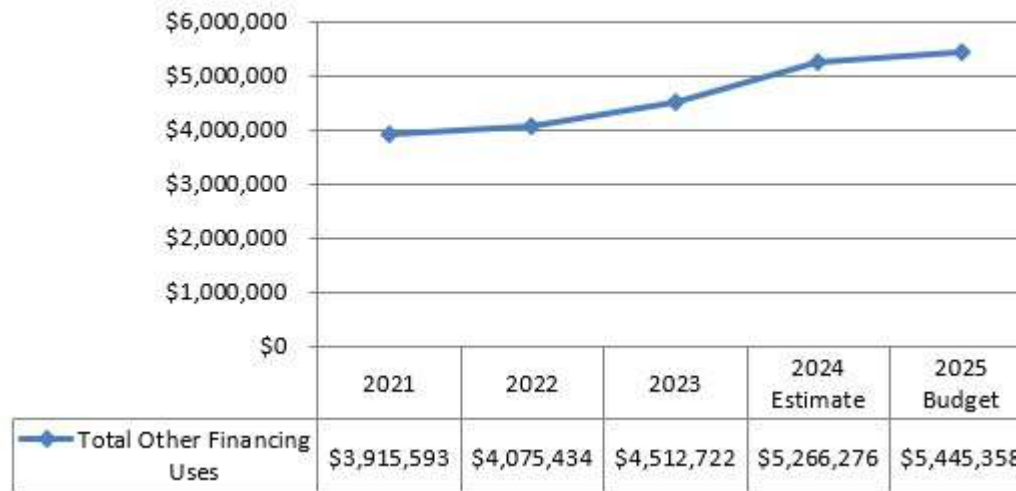
Other Financing Uses

Description

The Park District transfers money from three major funds (Corporate, Recreation, and Special Facilities) to three other funds (Capital Projects, Cheney Mansion, and the Health Insurance Fund). The transfers help to pay for major capital improvements, operating for community programs at Cheney Mansion, and health insurance expenses for eligible employees.

2025 Other Financing Uses Distribution



Historical Analysis
Total Other Financing Uses


	2021	2022	2023	2024 Estimate	2025 Budget
Corporate	\$888,594	\$766,900	\$1,133,778	\$659,680	\$1,271,777
Recreation	\$3,002,997	\$3,132,536	\$3,052,145	\$4,059,938	\$3,186,138
Special Facilities	\$0	\$175,998	\$279,684	\$392,778	\$841,552
Historic Properties	\$24,003	\$0	\$47,115	\$153,880	\$145,891
Total Other Financing Uses	\$3,915,593	\$4,075,434	\$4,512,722	\$5,266,276	\$5,445,358

Budget Assumptions

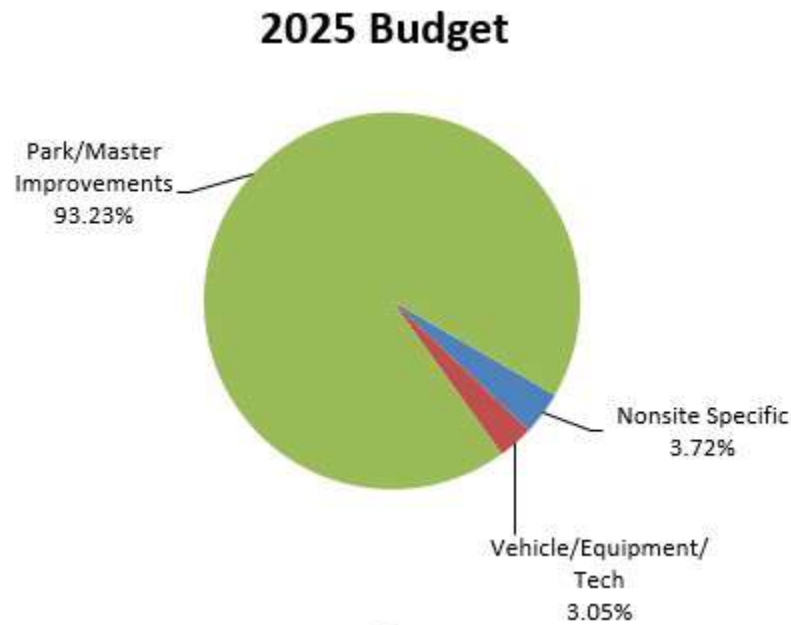
The increase in 2025 is due to transfers from the Recreation Fund to the Capital Projects Fund.

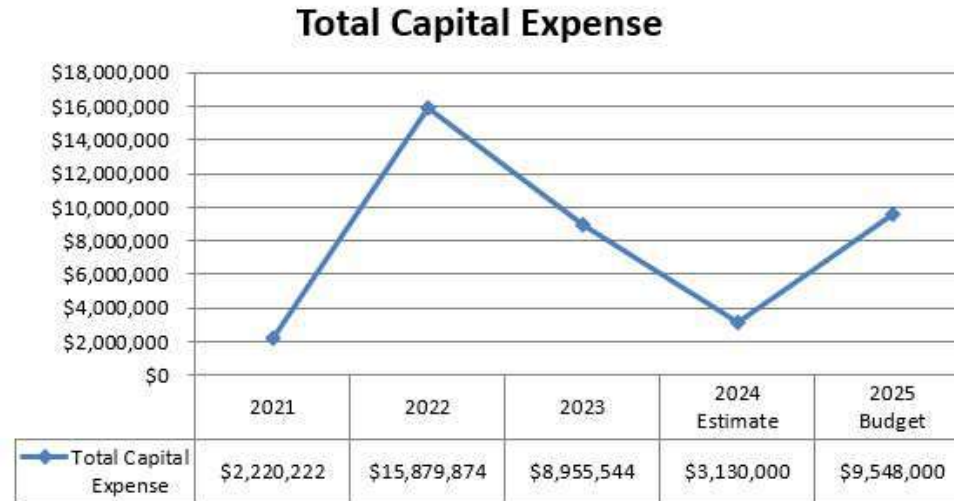
Capital Improvements

Description

The capital project expense includes park and building improvements, site planning, technology improvements and vehicle replacement.

2025 Capital Improvements Distribution



Historical Analysis


	2021	2022	2023	2024 Estimate	2025 Budget
Debt Service	\$0	\$0	\$0	\$0	\$0
Property Acquisition	\$12,380	\$3,013	\$81,900	\$375,000	\$75,000
Field Turf Replacement	\$0	\$0	\$0	\$0	\$0
Non-site Specific	\$221,934	\$26,717	\$64,804	\$190,000	\$350,000
Vehicle/Equipment/Tech	\$35,251	\$39,938	\$194,101	\$100,000	\$287,000
Park/Master Improvements	\$1,843,871	\$15,810,206	\$2,332,483	\$2,405,000	\$8,776,000
2021 Bond Expense	\$106,786	\$0	\$0	\$0	\$0
Community Recreation Center	\$0	\$0	\$6,282,256	\$60,000	\$60,000

Budget Assumptions

This budget assumes that all projects in the 2025-2029 capital improvement plan will progress on schedule. The increase in 2022 was due to the construction of the Community Recreation Center.

**PARK DISTRICT OF OAK PARK
REVENUE AND EXPENSE COMPARISON - BY SOURCE**

REVENUE COMPARISON SOURCE	BUDGETED 2023	BUDGETED 2024	BUDGETED 2025	VARIANCE 2024-2025	% CHANGE 2024-2025
Property Taxes	\$ 11,296,435	\$ 11,992,022	\$ 12,511,204	\$ 519,182	4.33%
Fees and Charges	\$ 1,995,948	\$ 2,902,772	\$ 3,296,904	\$ 394,132	13.58%
Intergovernmental Revenue	\$ 1,502,194	\$ 1,346,463	\$ 509,250	\$ (837,213)	-62.18%
Rentals	\$ 730,623	\$ 765,609	\$ 796,886	\$ 31,276	4.09%
Miscellaneous	\$ 132,760	\$ 486,535	\$ 485,195	\$ (1,340)	-0.28%
Donations and Sponsorship	\$ 1,170,692	\$ 248,765	\$ 256,949	\$ 8,184	3.29%
Other Financing Sources	\$ 4,557,367	\$ 5,266,275	\$ 5,445,358	\$ 179,083	3.40%
Program Revenue	\$ 6,937,822	\$ 7,605,850	\$ 7,936,156	\$ 330,307	4.34%
TOTAL	\$ 28,323,841	\$ 30,614,291	\$ 31,237,902	\$ 623,611	2.04%

EXPENSE COMPARISON FUNCTION	BUDGETED 2023	BUDGETED 2024	BUDGETED 2025	VARIANCE 2024-2025	% CHANGE 2024-2025
Wages	\$ 8,430,747	\$ 9,477,443	\$ 10,261,711	\$ 784,269	8.28%
Contractual Services	\$ 4,021,680	\$ 4,488,814	\$ 4,680,264	\$ 191,450	4.27%
Materials & Supplies	\$ 1,041,472	\$ 1,134,861	\$ 1,401,600	\$ 266,739	23.50%
Benefits	\$ 2,062,367	\$ 2,235,157	\$ 2,496,752	\$ 261,595	11.70%
Miscellaneous	\$ 562,305	\$ 702,736	\$ 724,591	\$ 21,855	3.11%
Debt Service	\$ 2,047,400	\$ 2,062,650	\$ 1,999,150	\$ (63,500)	-3.08%
Utilities	\$ 819,850	\$ 866,300	\$ 918,492	\$ 52,192	6.02%
Other Financing Uses	\$ 4,557,366	\$ 5,266,276	\$ 5,445,358	\$ 179,082	3.40%
Capital Projects	\$ 5,253,136	\$ 3,667,540	\$ 9,548,000	\$ 5,880,460	160.34%
TOTAL	\$ 28,796,323	\$ 29,901,776	\$ 37,475,918	\$ 7,574,142	25.33%

NET Fund Balance Change	\$ (472,482)	\$ 712,515	\$ (6,238,016)	\$ (6,950,531)	-975.49%
--------------------------------	---------------------	-------------------	-----------------------	-----------------------	-----------------

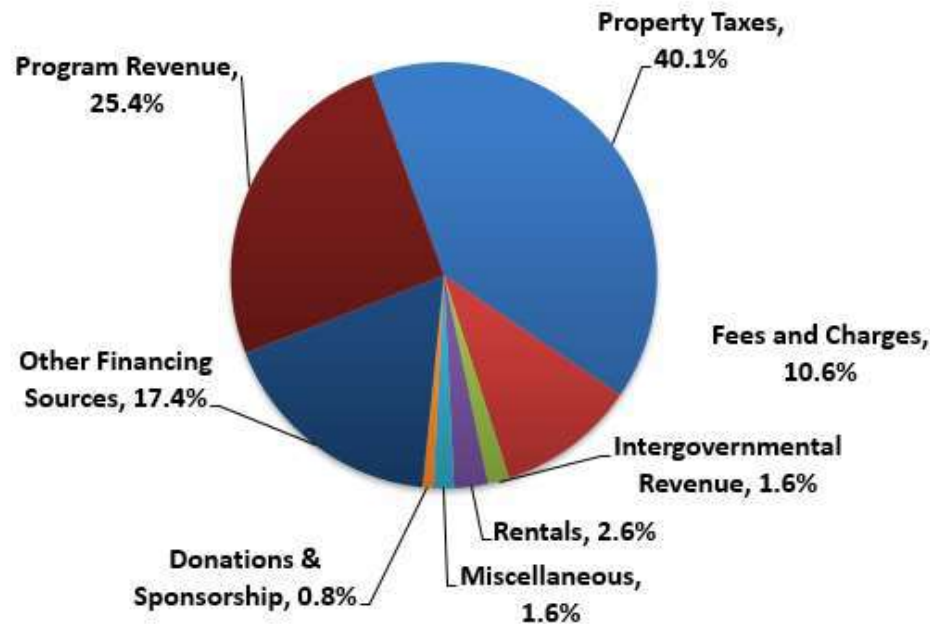
**PARK DISTRICT OF OAK PARK
REVENUE COMPARISON - ALL FUND TYPES**

DESCRIPTION	2023 BUDGET	2024 BUDGET	2025 BUDGET	VARIANCE 2024-2025	% TOTAL BUDGET
CORPORATE					
ADMINISTRATION	\$5,902,970	\$6,618,639	\$6,762,653	2.18%	21.65%
CONSERVATORY	\$166,950	\$176,900	\$186,809	5.60%	0.60%
PARKS & PLANNING	\$242,039	\$331,039	\$342,189	3.37%	1.10%
TOTAL CORPORATE	\$6,311,959	\$7,126,578	\$7,291,651	2.32%	23.34%
IMRF	\$160,733	\$171,181	\$211,841	23.75%	0.68%
LIABILITY INSURANCE	\$303,360	\$322,851	\$430,150	33.23%	1.38%
AUDIT	\$22,663	\$31,411	\$19,242	-38.74%	0.06%
RECREATION					
ADMINISTRATION	\$4,845,932	\$5,166,243	\$5,277,271	2.15%	16.89%
COMMUNICATIONS	\$52,800	\$54,300	\$62,100	14.36%	0.20%
CUSTOMER SERVICE	\$0	\$0	\$0	0.00%	0.00%
SPORTS AND FITNESS	\$1,983,244	\$2,821,811	\$1,460,728	-48.23%	4.68%
GENERAL RECREATION	\$3,285,807	\$3,611,472	\$3,762,016	4.17%	12.04%
TOTAL RECREATION	\$10,167,783	\$11,653,826	\$10,562,115	-9.37%	33.81%
MUSEUM	\$67,570	\$72,704	\$35,269	-51.49%	0.11%
SPECIAL RECREATION	\$440,899	\$469,558	\$507,343	8.05%	1.62%
SPECIAL FACILITIES					
ADMIN	\$12,400	\$14,800	\$14,800	0.00%	0.05%
POOLS	\$1,181,591	\$1,221,581	\$1,331,646	9.01%	4.26%
ICE ARENA	\$1,337,430	\$1,527,518	\$1,617,616	5.90%	5.18%
GYMNASTICS	\$1,086,460	\$1,181,424	\$1,263,329	6.93%	4.04%
COMMUNITY RECREATION CENTER	\$0	\$0	\$1,609,025	0.00%	5.15%
MAINTENANCE	\$3,400	\$3,725	\$3,325	-	0.01%
CONCESSIONS	\$0	\$0	\$0	0.00%	0.00%
TOTAL SPECIAL FACILITIES	\$3,621,281	\$3,949,048	\$5,839,741	47.88%	18.69%
HEALTH INSURANCE FUND	\$1,214,740	\$1,371,339	\$1,490,252	8.67%	4.77%
CAPITAL PROJECTS	\$5,599,278	\$4,969,830	\$4,336,443	-12.74%	13.88%
CHENEY MANSION	\$413,574	\$475,965	\$513,855	7.96%	1.64%
TOTAL	<u>\$28,323,840</u>	<u>\$30,614,292</u>	<u>\$31,237,902</u>	<u>2.04%</u>	<u>100.00%</u>

**PARK DISTRICT OF OAK PARK
REVENUE - BY SOURCE
FISCAL YEARS 2023, 2024, 2025**

SOURCE	BUDGETED 2023	PERCENT OF TOTAL	BUDGETED 2024	PERCENT OF TOTAL	BUDGETED 2025	PERCENT OF TOTAL
Property Taxes	11,296,435	39.9%	11,992,022	39.2%	12,511,204	40.1%
Fees and Charges	1,995,948	7.0%	2,902,772	9.5%	3,296,904	10.6%
Intergovernmental Revenue	1,502,194	5.3%	1,346,463	4.4%	509,250	1.6%
Rentals	730,623	2.6%	765,609	2.5%	796,886	2.6%
Miscellaneous	132,760	0.5%	486,535	1.6%	485,195	1.6%
Donations & Sponsorship	1,170,692	4.1%	248,765	0.8%	256,949	0.8%
Other Financing Sources	4,557,367	16.1%	5,266,275	17.2%	5,445,358	17.4%
Program Revenue	6,937,822	24.5%	7,605,850	24.8%	7,936,156	25.4%
TOTAL	28,323,841		30,614,291		31,237,902	

**BUDGETED 2025 REVENUE BY SOURCE
BUDGETED 2025 REVENUE BY SOURCE**





**PARK DISTRICT OF OAK PARK
EXPENDITURE COMPARISON - ALL FUND TYPES**

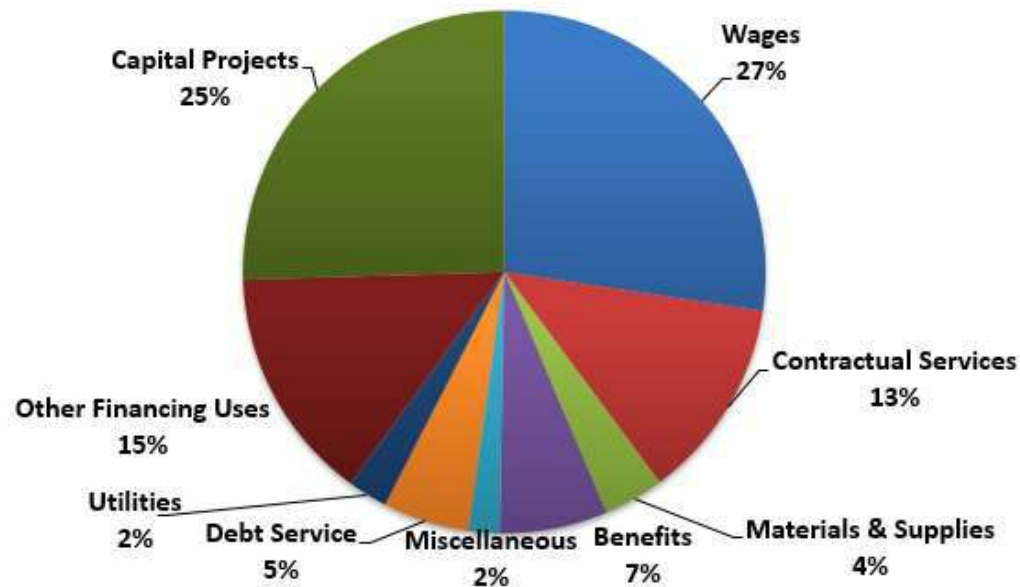
DESCRIPTION	2023 BUDGET	2024 BUDGET	2025 BUDGET	VARIANCE 2024-2025	% TOTAL BUDGET
CORPORATE					
ADMINISTRATION	\$3,522,268	\$3,456,738	\$4,164,455	20.47%	11.11%
CONSERVATORY	\$467,082	\$439,774	\$509,192	15.78%	1.36%
BUILDINGS & GROUNDS	\$3,057,683	\$3,193,370	\$3,697,000	15.77%	9.87%
TOTAL CORPORATE	\$7,047,033	\$7,089,882	\$8,370,647	18.06%	22.34%
IMRF	\$225,000	\$225,000	\$240,000	6.67%	0.64%
LIABILITY INSURANCE	\$384,008	\$434,436	\$607,488	39.83%	1.62%
AUDIT	\$29,015	\$33,400	\$24,900	-25.45%	0.07%
RECREATION					
ADMINISTRATION	\$6,195,648	\$7,429,979	\$6,513,433	-12.34%	17.38%
COMMUNICATIONS	\$446,891	\$556,091	\$619,659	11.43%	1.65%
CUSTOMER SERVICE	\$333,191	\$444,859	\$417,535	-6.14%	1.11%
SPORTS AND FITNESS	\$1,276,135	\$1,650,225	\$861,835	-47.77%	2.30%
GENERAL RECREATION	\$1,811,015	\$1,911,319	\$2,166,732	13.36%	5.78%
TOTAL RECREATION	\$10,062,880	\$11,992,473	\$10,579,195	-11.78%	28.23%
MUSEUM	\$104,100	\$175,200	\$76,420	-56.38%	0.20%
SPECIAL RECREATION	\$562,560	\$608,533	\$664,147	9.14%	1.77%
SPECIAL FACILITIES					
ADMIN	\$670,227	\$693,621	\$1,105,517	59.38%	2.95%
POOLS	\$577,572	\$690,624	\$800,039	15.84%	2.13%
ICE ARENA	\$452,433	\$542,080	\$552,685	1.96%	1.47%
GYMNASTICS	\$754,216	\$786,048	\$728,815	-7.28%	1.94%
COMMUNITY RECREATION CENTER	\$0	\$0	\$1,066,662	0.00%	2.85%
MAINTENANCE	\$1,055,423	\$1,165,940	\$1,062,264	-8.89%	2.83%
CONCESSIONS	\$0	\$0	\$0	0.00%	0.00%
TOTAL SPECIAL FACILITIES	\$3,509,871	\$3,878,313	\$5,315,981	37.07%	14.19%
HEALTH INSURANCE	\$1,193,167	\$1,285,157	\$1,501,752	16.85%	4.01%
CAPITAL PROJECTS	\$5,253,136	\$3,671,540	\$9,548,000	160.05%	25.48%
CHENEY MANSION	\$425,555	\$507,842	\$547,388	7.79%	1.46%
TOTAL	<u>\$28,796,325</u>	<u>\$29,901,776</u>	<u>\$37,475,918</u>	<u>25.33%</u>	<u>100.00%</u>

Park District of Oak Park Mission: *In partnership with the community, we enrich lives by providing meaningful experiences through programs, parks, and facilities.*

**PARK DISTRICT OF OAK PARK
EXPENDITURES - BY USE**

FISCAL YEARS 2023, 2024, 2025

SOURCE	BUDGETED 2023	PERCENT OF TOTAL	BUDGETED 2024	PERCENT OF TOTAL	BUDGETED 2025	PERCENT OF TOTAL
Wages	8,430,747	29.28%	9,477,443	31.70%	10,261,711	27.38%
Contractual Services	4,021,680	13.97%	4,488,814	15.01%	4,680,264	12.49%
Materials & Supplies	1,041,472	3.62%	1,134,861	3.80%	1,401,600	3.74%
Benefits	2,062,367	7.16%	2,235,157	7.47%	2,496,752	6.66%
Miscellaneous	562,305	1.95%	702,736	2.35%	724,591	1.93%
Debt Service	2,047,400	7.11%	2,062,650	6.90%	1,999,150	5.33%
Utilities	819,850	2.85%	866,300	2.90%	918,492	2.45%
Other Financing Uses	4,557,366	15.83%	5,266,276	17.61%	5,445,358	14.53%
Capital Projects	5,253,136	18.24%	3,667,540	12.27%	9,548,000	25.48%
TOTAL	28,796,323		29,901,776		37,475,918	

BUDGETED 2025 EXPENSE BY SOURCE
BUDGETED 2025 EXPENSE BY USE


Corporate Fund

Description

The Corporate Fund is a governmental fund, operating on the modified accrual basis of accounting.

The Corporate Fund is the main operating fund for governmental units. This is a taxing fund, which includes Administration, Conservatory, Parks and Planning, and other financial transactions, which are not directly attributable to any other fund.

Budgeted revenues for the Corporate Fund in 2025 are \$7.29 million. Taxes represent the majority of Corporate Fund revenues. The remainder of revenue for the Corporate Fund comes from investment income, conservatory programs, building rental fees, and other miscellaneous income.

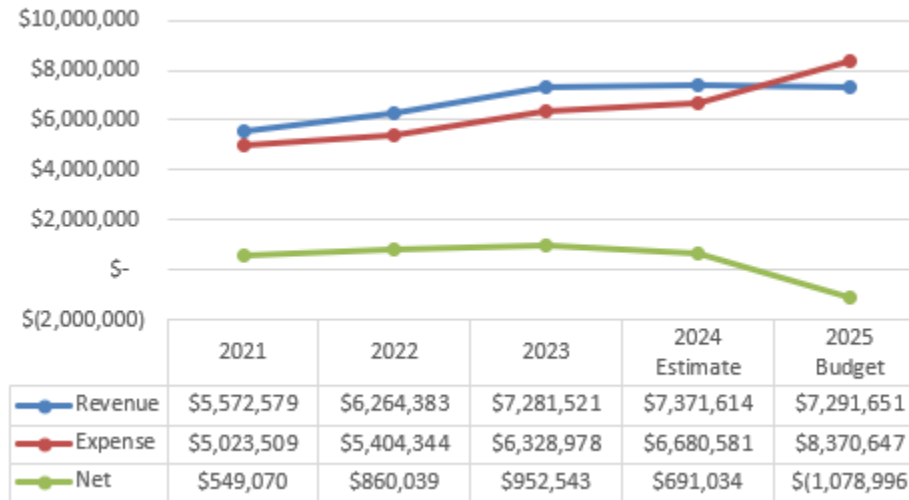
Budgeted expenditures for the Corporate Fund in 2025 are \$8.37 million.

Personnel

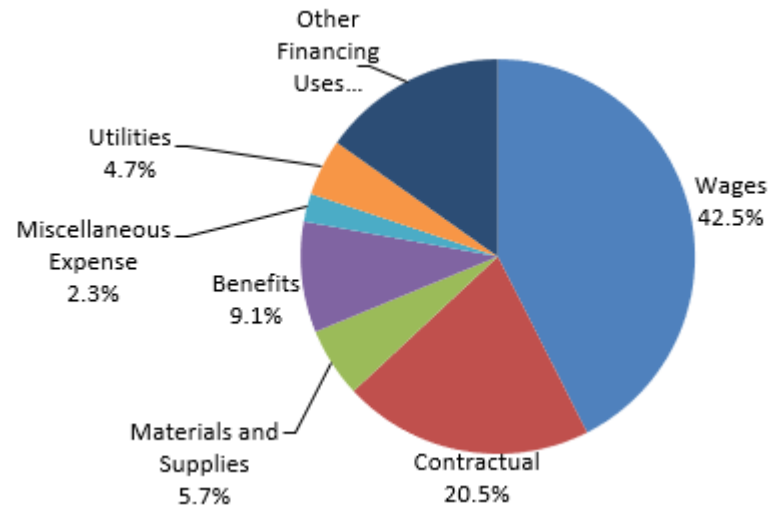
Full-time staff levels have remained stable from an agency-wide perspective but were reduced for 2021 due to the operational impacts of Covid-19.

	<u>2020</u>	<u>2021</u>	<u>2022</u>	<u>2023</u>	<u>2024</u>	<u>2025</u>
Administration	11	9	11	11	12	12
Conservatory	4	4	4	4	4	4
Parks and Planning	<u>16</u>	<u>15</u>	<u>15</u>	<u>17</u>	<u>16</u>	<u>20</u>
Total	31	28	30	32	32	<u>36</u>

Historical Analysis

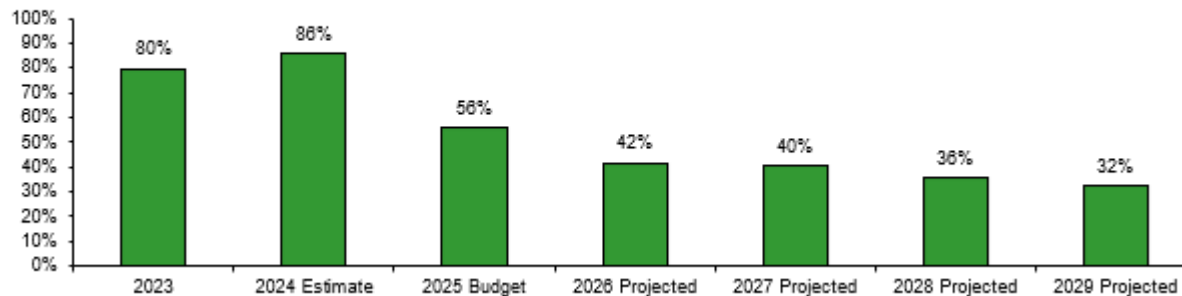


2025 Expense Distribution



Budget Detail
Corporate Fund cont.

	2023	2024 Estimate	2025 Budget	2026 Projected	2027 Projected	2028 Projected	2029 Projected
Tax Receipts	\$5,567,281	\$5,798,525	\$6,082,653	\$6,315,959	\$7,568,597	\$7,876,341	\$8,272,345
Fees and Charges	\$150,395	\$216,000	\$220,000	\$226,600	\$232,265	\$238,072	\$244,023
Intergovernmental Revenue	\$572,831	\$485,000	\$359,250	\$370,028	\$381,128	\$392,562	\$404,339
Rent	\$125,285	\$106,889	\$122,939	\$126,627	\$130,426	\$134,339	\$138,369
Miscellaneous Revenue	\$824,193	\$725,000	\$450,000	\$463,500	\$477,405	\$491,727	\$452,479
Sponsorship & Donations	\$19,910	\$16,000	\$30,784	\$31,708	\$32,659	\$33,639	\$34,648
Program Revenue	\$21,627	\$24,200	\$26,025	\$26,806	\$27,610	\$28,438	\$29,291
Total Revenue	\$7,281,521	\$7,371,614	\$7,291,651	\$7,561,227	\$8,850,091	\$9,195,118	\$9,575,495
Wages	\$2,546,137	\$2,717,125	\$3,559,548	\$3,666,334	\$3,776,324	\$3,889,614	\$4,006,302
Contractual	\$1,221,550	\$1,506,046	\$1,719,292	\$1,770,871	\$1,823,997	\$1,878,717	\$1,935,078
Materials and Supplies	\$407,338	\$488,340	\$477,970	\$492,309	\$507,078	\$522,291	\$537,959
Benefits	\$570,276	\$700,000	\$760,000	\$782,800	\$806,284	\$830,473	\$855,387
Miscellaneous Expense	\$94,491	\$149,410	\$192,389	\$198,160	\$204,105	\$210,228	\$216,535
Utilities	\$355,409	\$459,980	\$389,672	\$401,362	\$413,403	\$425,805	\$438,579
Other Financing Uses	\$1,133,778	\$659,680	\$1,271,777	\$1,309,930	\$1,349,228	\$1,639,705	\$1,801,447
Total Expenses	\$6,328,978	\$6,680,581	\$8,370,647	\$8,621,767	\$8,880,420	\$9,396,832	\$9,791,288
Net	\$952,543	\$691,034	(\$1,078,996)	(\$1,060,539)	(\$30,329)	(\$201,714)	(\$215,793)
Fund Balance	\$5,047,704	\$5,738,738	\$4,659,742	\$3,599,203	\$3,568,874	\$3,367,160	\$3,151,367
	80%	86%	56%	42%	40%	36%	32%
\$ Amount Above Policy Minimum	\$3,465,459	\$2,398,447	\$2,567,080	\$1,443,761	\$1,348,769	\$1,017,952	\$703,545

Fund Balance


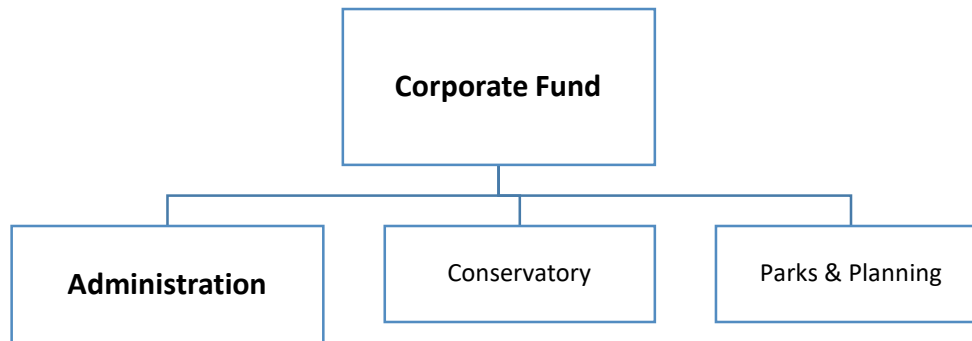
ADMINISTRATION

Statement of Service

The Administration department contributes to successful organizational outcomes by providing reliable information, services, and resources in an accurate and timely manner, and responsible stewardship of public resources.

Description

The Administration Fund includes the Executive Director’s Office, Business Operations, and Human Resources. The Administration Fund is responsible for directing the daily operations, strategic planning, budget implementation and preparation, annual financial audit, grant administration, and employee relations.



Fund > Department Chart: The above chart indicates the fund and each of the departments it supports.

Administration

2024 RESULTS

Accomplished:

- ✓ Created a landing page for new residents and new customers on the District’s website.
- ✓ Training events have been held on performance evaluations, managing conflict, interviewing skills, emotional intelligence, and microaggressions.

In Progress:

- Complete a new strategic and comprehensive five-year plan by November 21, 2024.
 - This is in progress and the final plan is expected to be approved at the Continued Board Meeting on January 16, 2025.
- Establish core competencies at each level in the agency and implement a minimum of 2 trainings by December 31, 2024.
 - A kick-off meeting has been completed and the District is now in the research phase.



Staff volunteer at Cradles to Crayons



Administration

2025 GOALS

Community & Customer Focused

- 1. Add an artificial intelligence powered assistant to the District's website to answer common questions by May 1, 2025.
Performance Measure: Households served

Organizational Excellence

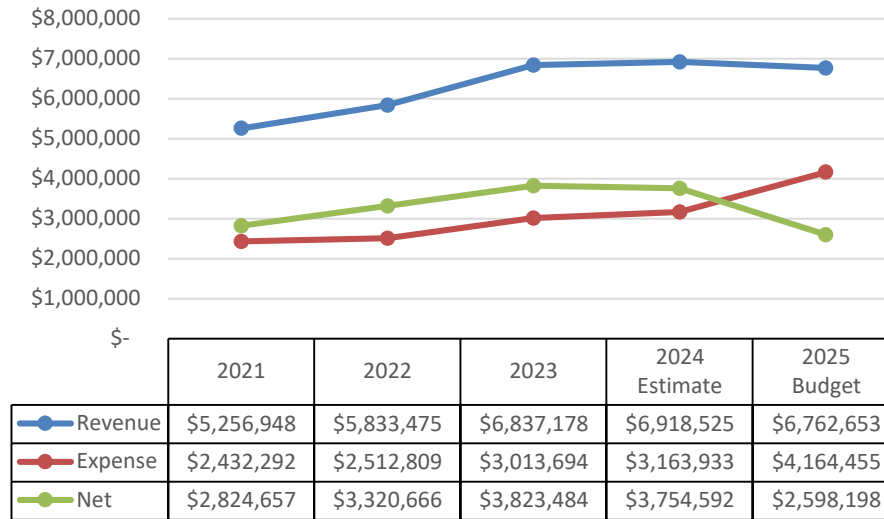
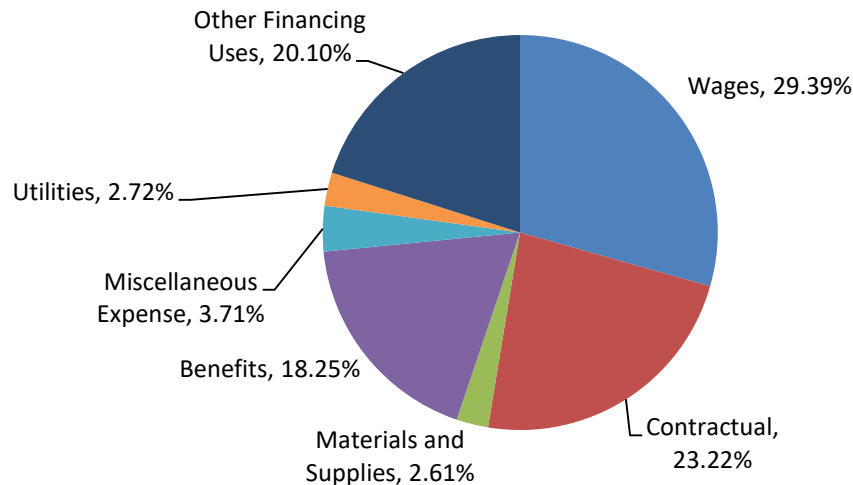
- 1. Hire a Technology and Innovation Manager to help the District leverage artificial intelligence and other technologies by March 1, 2025.
Performance Measure: Internal Service Satisfaction Scores
- 2. Successfully complete state and national accreditation reviews by December 1, 2025.
Performance Measure: District Accreditation Scores

Staff Excellence

- 1. Contract with outside vendors to provide a minimum of four trainings relating to core competencies by December 31, 2025.
Performance Measure: Internal training satisfaction

Quality Infrastructure Management

- 1. Evaluate and, if necessary, execute a new copier lease for the District by November 1, 2025.
Performance Measure: Internal Service Satisfaction scores

Administration
Historical Analysis

2025 Expense Distribution


Administration
Budget Detail

	2021	2022	2023	2024 Estimate	2025 Budget
Tax Receipts	\$4,936,790	\$4,934,581	\$5,567,281	\$5,798,525	\$6,082,653
Intergovernmental Revenue	\$286,415	\$579,507	\$482,099	\$400,000	\$270,000
Miscellaneous Revenue	\$33,743	\$319,387	\$787,799	\$720,000	\$410,000
Sponsorship & Donations	\$0	\$0	\$0	\$0	\$0
Total Revenue	\$5,256,948	\$5,833,475	\$6,837,178	\$6,918,525	\$6,762,653
Wages	\$754,576	\$852,952	\$902,940	\$1,045,625	\$1,223,867
Contractual	\$490,138	\$468,067	\$520,804	\$763,796	\$966,902
Materials and Supplies	\$32,292	\$52,332	\$94,797	\$104,000	\$108,840
Benefits	\$418,893	\$477,374	\$570,276	\$700,000	\$760,000
Miscellaneous Expense	\$44,965	\$80,791	\$74,060	\$118,960	\$154,390
Utilities	\$116,117	\$131,148	\$98,029	\$147,096	\$113,400
Other Financing Uses	\$575,311	\$450,146	\$752,787	\$284,456	\$837,057
Total Expenses	\$2,432,292	\$2,512,809	\$3,013,694	\$3,163,933	\$4,164,455
Net	\$2,824,657	\$3,320,666	\$3,823,484	\$3,754,592	\$2,598,198

**Other Financing Uses: Employee Health Insurance Transfer, Capital Projects Contribution*

ANNUAL BUDGET ESTIMATE - ALL

Amended - 2025-2026

Park District of Oak Park

FY 2024

Account	2024		2025			
	Estimate (\$)	Requested (\$)	Recommended (\$)	Approved (\$)		
Fund: 10 Corporate Fund						
Revenue						
10-00-41-14100 PROPERTY TAX - CURRENT YEAR	5,798,525.17	6,082,653.00	6,082,653.00	6,082,653.00		
10-00-43-14110 PERSONAL PROPERTY REPLACEMENT TAX	400,000.00	270,000.00	270,000.00	270,000.00		
10-00-45-14300 INVESTMENT INCOME	700,000.00	400,000.00	400,000.00	400,000.00		
10-00-45-14505 MISCELLANEOUS REVENUE	20,000.00	10,000.00	10,000.00	10,000.00		
Misc Income	10,000					
10-00-45-15000 Lease Proceeds						
Expenditure						
10-00-51-00111 WAGES - FULL TIME	945,625.00	1,066,273.00	1,066,273.00	1,066,273.00		
10-00-51-00122 WAGES - PART TIME		7,200.00	7,593.77	7,593.77		
Detail Description	Hourly Rate	Hours Per Day	Days Per Week	Number of Weeks	Employees	Amount (\$)
Human Resources Intern	15.00	8.00	5.00	12.00	1	7,200.00
Part-time employee Paid Time Off	0.00	0.00	0.00	0.00	0	393.77
10-00-51-00199 PAYROLL EXPENSE	100,000.00	100,000.00	150,000.00	150,000.00		

ANNUAL BUDGET ESTIMATE - ALL

Amended - 2025-2026

Park District of Oak Park

FY 2024

Account	2024			2025	
	Estimate (\$)	Requested (\$)	Recommended (\$)	Approved (\$)	
10-00-52-00200	48,000.00	78,500.00	78,500.00	78,500.00	
LEGAL COUNSEL					
Detail Description	Quantity	Unit Amount (\$)	Amount (\$)		
Personnel / Safety/ Benefit Policies	1.00	3,500.00	3,500.00		
Legal Review					
Legal Services	1.00	75,000.00	75,000.00		
10-00-52-00201	5,000.00	50,000.00	50,000.00	50,000.00	
ARCHITECTURAL SERVICE					
Detail Description	Quantity	Unit Amount (\$)	Amount (\$)		
Facility Preliminary Design	1.00	50,000.00	50,000.00		
10-00-52-00202	1,500.00	1,500.00	1,500.00	1,500.00	
LEGAL PUBLICATIONS					
Detail Description	Quantity	Unit Amount (\$)	Amount (\$)		
Legal Notices	1.00	1,500.00	1,500.00		
10-00-52-00203	3,000.00	3,000.00	3,000.00	3,000.00	
OFFICE EQUIPMENT SERVICE					

ANNUAL BUDGET ESTIMATE - ALL

Amended - 2025-2026

Park District of Oak Park

FY 2024

Account	2024	2025		
	Estimate (\$)	Requested (\$)	Recommended (\$)	Approved (\$)
10-00-52-00204 COMPUTER (IT) SERVICE	400,000.00	431,222.00	432,302.00	432,302.00

ANNUAL BUDGET ESTIMATE - ALL

Amended - 2025-2026

Park District of Oak Park

FY 2024

Account	Quantity	Unit Amount (\$)	Amount (\$)	2024	2025	
				Estimate (\$)	Requested (\$)	Recommended (\$)
SmartFusion Annual Maintenance	1.00	8,500.00	8,500.00			
Web Hosting	12.00	200.00	2,400.00			
IT Consultant Services	1.00	30,000.00	30,000.00			
Antivirus Subscription	1.00	2,000.00	2,000.00			
Spam Filtering	1.00	1,000.00	900.00			
Web Maintenance	1.00	6,600.00	6,600.00			
EMMA	1.00	4,775.00	4,775.00			
IDEV Search	1.00	1,200.00	1,200.00			
Basecamp Maintenance	1.00	1,200.00	1,200.00			
Survey Gizmo Maintenance	1.00	6,900.00	6,900.00			
Phone Maintenance	1.00	2,000.00	2,000.00			
Network Switches Maintenance	1.00	6,500.00	6,500.00			
Work Order System	1.00	10,000.00	10,000.00			
Misc Software Maintenance	1.00	5,000.00	5,000.00			
Social Media Archiver	1.00	2,400.00	2,400.00			
On Hold	1.00	300.00	300.00			
Fleetmatics GPS	12.00	500.00	6,000.00			
Digital Engagement Hub	1.00	10,000.00	10,000.00			
Amilia Software	12.00	9,250.00	111,000.00			
Noventech	12.00	10,177.50	122,130.00			
Document Management Software	12.00	1,555.00	18,660.00			
Trackify	1.00	125.00	125.00			
Organimi - Org Chart	1.00	125.00	125.00			
Amilia Messenger App	12.00	149.00	1,788.00			
Firewall	1.00	1,000.00	1,000.00			
Pool Counters	2.00	200.00	400.00			
365 Licenses	12.00	1,750.00	21,000.00			
Training Content Creator Platform	1.00	1,500.00	1,500.00			
Protect Youth Sports - Averity	1.00	399.00	399.00			
I-Dashboard Licenses	1.00	4,000.00	4,000.00			
Dashboard Consulting Hours	260.00	100.00	26,000.00			
Accreditation Software	1.00	5,000.00	5,000.00			
Open Path	1.00	7,500.00	7,500.00			
TruOI	1.00	5,000.00	5,000.00			

ANNUAL BUDGET ESTIMATE - ALL

Amended - 2025-2026

Park District of Oak Park

FY 2024

Account	2024			2025	
	Estimate (\$)	Requested (\$)	Recommended (\$)	Approved (\$)	
10-00-52-00205 TOWNSHIP INTERVENTIONIST					
10-00-52-00208 COPYING AND PRINTING- INTERNAL	80,000.00	90,000.00	90,000.00	90,000.00	
Detail Description	Quantity	Unit Amount (\$)	Amount (\$)		
Printer Contract Use/Lease	1.00	90,000.00	90,000.00		
10-00-52-00210 POSTAGE AND DELIVERY	4,000.00	4,000.00	4,000.00	4,000.00	
Detail Description	Quantity	Unit Amount (\$)	Amount (\$)		
Postage	1.00	4,000.00	4,000.00		
10-00-52-00299 CONTRACTUAL SERVICES - OTHER	211,000.00	314,000.00	294,000.00	294,000.00	
Detail Description	Quantity	Unit Amount (\$)	Amount (\$)		
Childhood Collaboration	1.00	7,000.00	7,000.00		
Community Partnerships	1.00	10,000.00	10,000.00		
Special Projects	1.00	30,000.00	30,000.00		
PR Consultant	1.00	15,000.00	15,000.00		
Grant Writer	1.00	25,000.00	25,000.00		
Payroll Services	1.00	110,000.00	110,000.00		
Staff Referendum Prep	1.00	65,000.00	65,000.00		
Facility Pro Forma Study	1.00	30,000.00	30,000.00		
Recruitment Videos	1.00	2,000.00	2,000.00		
10-00-52-00650 BANK SERVICE CHARGE	11,296.25	13,600.00	13,600.00	13,600.00	
10-00-52-00700 Capital Outlay					

ANNUAL BUDGET ESTIMATE - ALL

Amended - 2025-2026

Park District of Oak Park

FY 2024

Account			2024	2025		
			Estimate (\$)	Requested (\$)	Recommended (\$)	Approved (\$)
10-00-52-00701 GASB 96 - Principal						
10-00-52-00702 GASB 96 - Interest						
10-00-52-00705 Installment Contract - Principal						
10-00-53-00300 OFFICE EXPENSE			15,000.00	15,000.00	15,000.00	15,000.00
Detail Description	Quantity	Unit Amount (\$)	Amount (\$)			
Office Supplies	1.00	15,000.00	15,000.00			
10-00-53-00301 UNIFORMS			12,000.00	12,240.00	12,240.00	12,240.00
Detail Description	Quantity	Unit Amount (\$)	Amount (\$)			
Apparel for All Staff	120.00	100.00	12,000.00			
Apparel for HR and Risk	4.00	60.00	240.00			
10-00-53-00399 SUPPLIES - OTHER			1,000.00	1,100.00	1,100.00	1,100.00
Detail Description	Quantity	Unit Amount (\$)	Amount (\$)			
Coffee/Paper Products	1.00	1,100.00	1,100.00			
10-00-53-00400 OFFICE EQUIPMENT			1,000.00	1,000.00	1,000.00	1,000.00
Detail Description	Quantity	Unit Amount (\$)	Amount (\$)			
Misc Office Equipment	1.00	1,000.00	1,000.00			

ANNUAL BUDGET ESTIMATE - ALL

Amended - 2025-2026

Park District of Oak Park

FY 2024

Account			2024	2025		
			Estimate (\$)	Requested (\$)	Recommended (\$)	Approved (\$)
10-00-53-00405			75,000.00	79,500.00	79,500.00	79,500.00
COMPUTER EQUIPMENT						
Detail Description	Quantity	Unit Amount (\$)	Amount (\$)			
Misc Equipment	1.00	16,000.00	16,000.00			
Monitor Upgrades	10.00	200.00	2,000.00			
Desktop Computers	20.00	1,000.00	20,000.00			
Laptop Computers	20.00	1,400.00	28,000.00			
Barracuda Message Archiver	1.00	3,500.00	3,500.00			
Network Upgrades	1.00	10,000.00	10,000.00			
10-00-55-00510			700,000.00	760,000.00	760,000.00	760,000.00
FICA EMPLOYER EXPENSE						
10-00-56-00600			18,000.00	18,500.00	18,500.00	18,500.00
EMPLOYEE RECOGNITION						
Detail Description	Quantity	Unit Amount (\$)	Amount (\$)			
Team Building Exercise	1.00	10,000.00	10,000.00			
Holiday Party for Staff	1.00	2,000.00	2,000.00			
Misc Events	1.00	1,500.00	1,500.00			
Clean Up Days	1.00	500.00	500.00			
Misc Recognition	1.00	1,500.00	1,500.00			
Summer Party for Seasonal Staff	1.00	1,500.00	1,500.00			
PT Employee Appreciation Night	1.00	1,500.00	1,500.00			

ANNUAL BUDGET ESTIMATE - ALL

Amended - 2025-2026

Park District of Oak Park

FY 2024

Account	2024		2025	
	Estimate (\$)	Requested (\$)	Recommended (\$)	Approved (\$)
10-00-56-00605	50,000.00	70,500.00	63,000.00	63,000.00
CONFERENCE AND TRAINING				
Detail Description	Quantity	Unit Amount (\$)	Amount (\$)	
Supervisor Training Series	2.00	5,000.00	10,000.00	
Director of HR Training	1.00	2,500.00	2,500.00	
Director of Business Operations Training	1.00	2,500.00	2,500.00	
Finance Manager Training	1.00	1,500.00	1,500.00	
Technology & Innovation Manager Training	1.00	1,500.00	1,500.00	
HR Manager Training	1.00	1,500.00	1,500.00	
Bus Ops Assistant Training	2.00	500.00	1,000.00	
Executive Director Training	1.00	2,500.00	2,500.00	
Executive Assistant Training	1.00	500.00	500.00	
DEI, Front Line Staff Training Series	4.00	5,000.00	20,000.00	
NRPA	7.00	2,500.00	17,500.00	
Registration & Customer Support Manager Training	1.00	1,500.00	1,500.00	
HR Generalist	1.00	500.00	500.00	

ANNUAL BUDGET ESTIMATE - ALL

Amended - 2025-2026

Park District of Oak Park

FY 2024

Account			2024	2025		
			Estimate (\$)	Requested (\$)	Recommended (\$)	Approved (\$)
10-00-56-00610			21,409.78	21,644.50	21,644.50	21,644.50
DUES AND SUBSCRIPTIONS						
Detail Description	Quantity	Unit Amount (\$)	Amount (\$)			
GARE - Government Alliance on Race & Equity	1.00	1,000.00	1,000.00			
National Benchmarking Group	1.00	500.00	500.00			
ELGL	1.00	50.00	50.00			
ILSHRM Membership	1.00	150.00	150.00			
Association for Talent Development	1.00	479.00	479.00			
SHRM Membership	2.00	264.00	528.00			
HR Source	1.00	2,200.00	2,200.00			
IPRA Membership	10.00	264.00	2,640.00			
NRPA Agency Membership	1.00	1,625.00	1,625.00			
IGFOA Memberships	2.00	200.00	400.00			
GFOA Memberships	2.00	160.00	320.00			
IAPD Membership	1.00	6,950.00	6,950.00			
OPRF Chamber Membership	1.00	607.50	607.50			
Rotary Membership	1.00	1,200.00	1,200.00			
Misc Memberships	1.00	2,500.00	2,500.00			
National Safety Council	1.00	495.00	495.00			
10-00-56-00615			800.00	500.00	500.00	500.00
EMPLOYEE TRAVEL REIMBURSEMENT						
Detail Description	Quantity	Unit Amount (\$)	Amount (\$)			
Mileage Reimbursement	1.00	500.00	500.00			

ANNUAL BUDGET ESTIMATE - ALL

Amended - 2025-2026

Park District of Oak Park

FY 2024

Account			2024	2025		
			Estimate (\$)	Requested (\$)	Recommended (\$)	Approved (\$)
10-00-56-00620			5,000.00	11,245.00	11,245.00	11,245.00
ADMINISTRATIVE EXPENSE						
Detail Description	Quantity	Unit Amount (\$)	Amount (\$)			
GFOA Awards	2.00	750.00	1,500.00			
Chamber Outing	2.00	400.00	800.00			
Event Fees	1.00	300.00	300.00			
Misc	1.00	500.00	500.00			
Staff/Board/Volunteer Items	1.00	2,500.00	2,500.00			
CAPRA Review Fees	1.00	5,000.00	5,000.00			
IPRA Exceptional Workplace	1.00	45.00	45.00			
Illinois Distinguished Accreditation Review Fee	1.00	600.00	600.00			
10-00-56-00621			1,500.00	900.00	900.00	900.00
DIRECTOR EXPENSE						
Detail Description	Quantity	Unit Amount (\$)	Amount (\$)			
Contractual Amount	1.00	900.00	900.00			
10-00-56-00622			12,250.00	15,100.00	22,600.00	22,600.00
BOARD EXPENSE						
Detail Description	Quantity	Unit Amount (\$)	Amount (\$)			
Community Service Awards	1.00	400.00	400.00			
Flowers	1.00	750.00	750.00			
Meeting Expenses	1.00	850.00	850.00			
Event Fees	1.00	600.00	600.00			
Elected Officials Event	1.00	1,500.00	1,500.00			
Advisory Committees	1.00	1,000.00	1,000.00			
Conferences	1.00	10,000.00	10,000.00			
Board Retreat	1.00	7,500.00	7,500.00			

ANNUAL BUDGET ESTIMATE - ALL

Amended - 2025-2026

Park District of Oak Park

FY 2024

Account			2024	2025		
			Estimate (\$)	Requested (\$)	Recommended (\$)	Approved (\$)
10-00-56-00655			10,000.00	16,000.00	16,000.00	16,000.00
RECRUITMENT						
Detail Description	Quantity	Unit Amount (\$)	Amount (\$)			
Recruitment Supplies	1.00	3,000.00	3,000.00			
Job Fairs / Community Outreach Recruitment	1.00	2,000.00	2,000.00			
Advertisements	1.00	11,000.00	11,000.00			
10-00-58-00820			147,095.87	113,400.00	113,400.00	113,400.00
TELECOMMUNICATIONS						
10-00-63-00500			284,456.00	337,057.00	337,057.00	337,057.00
EMPLOYEE HEALTH INSURANCE TRANSFER						
10-00-63-00900				500,000.00	500,000.00	500,000.00
FUND TRANSFER OUT						
Total Revenue			\$6,918,525.17	\$6,762,653.00	\$6,762,653.00	\$6,762,653.00
Total Expenditure			\$3,163,932.90	\$4,132,981.50	\$4,164,455.27	\$4,164,455.27
Net			\$3,754,592.27	\$2,629,671.50	\$2,598,197.73	\$2,598,197.73
	Report Total Revenue		\$6,918,525.17	\$6,762,653.00	\$6,762,653.00	\$6,762,653.00
	Report Total Expenditure		\$3,163,932.90	\$4,132,981.50	\$4,164,455.27	\$4,164,455.27
	Report Total Net		\$3,754,592.27	\$2,629,671.50	\$2,598,197.73	\$2,598,197.73

CONSERVATORY

Statement of Service

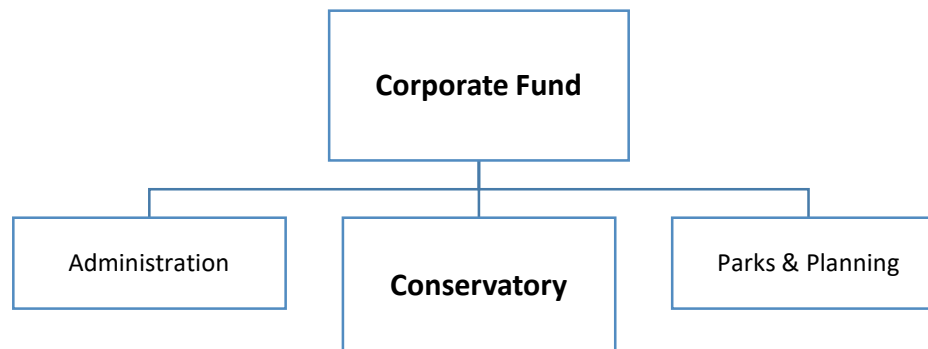
The Oak Park Conservatory promotes nature education through programming and events for the Oak Park community.

Description

The Edwardian-style glass structure, built in 1929, houses a botanical collection of more than 3,000 plants, some of which date back to the Conservatory’s founding. Over the years, the building fell into neglect. In 1970, a group of concerned citizens led a drive to preserve this unique resource. In 1986, the Friends of the Oak Park Conservatory was established with the mission to promote interest in the Oak Park Conservatory, offer educational and recreational opportunities and support projects that benefit the Oak Park Conservatory. In 2004, the Oak Park Conservatory was designated an Oak Park Landmark and was added to the National Register of Historic Places in 2005.

The Conservatory staff is responsible for growing plants for monthly floral displays within the facility. They also design and install the summer plant displays throughout the park system, maintain the landscape at Cheney Mansion, oversee the maintenance of native perennials, and take care of all weeding needs throughout the District.

The Conservatory hosts several nature-based programs and events throughout the year. It also provides rental space for special events, corporate events, meetings, and celebrations.



Fund > Department Chart: The above chart indicates the fund and each of the departments it supports.

Conservatory

2024 RESULTS

Accomplished:

- ✓ Increased volunteer hours by 10% by offering two new volunteer opportunities.
- ✓ Redesigned and installed plantings at Cheney Garden’s Southeast property, growing and installing 450 new plantings.
- ✓ Reinstalled the Plant Help Desk at the Conservatory, offering 60 hours of free plant help clinics.
- ✓ Offered four tours of our parks’ natural areas, educating the community about the District’s pollinator habitats.

In Progress:

- Offer Oak Park Conservatory branded merchandise to visitors to increase visibility of the Conservatory and provide a new revenue opportunity, selling at least \$1,500 worth of merchandise by December 31, 2024.
 - Product has been selected and marketing is working on the designs to launch Oak Park Conservatory branded merchandise to visitors.



Kids say “Hi!” to the Conservatory parrots during Fall Fest

Conservatory

2025 GOALS

Financial Strength

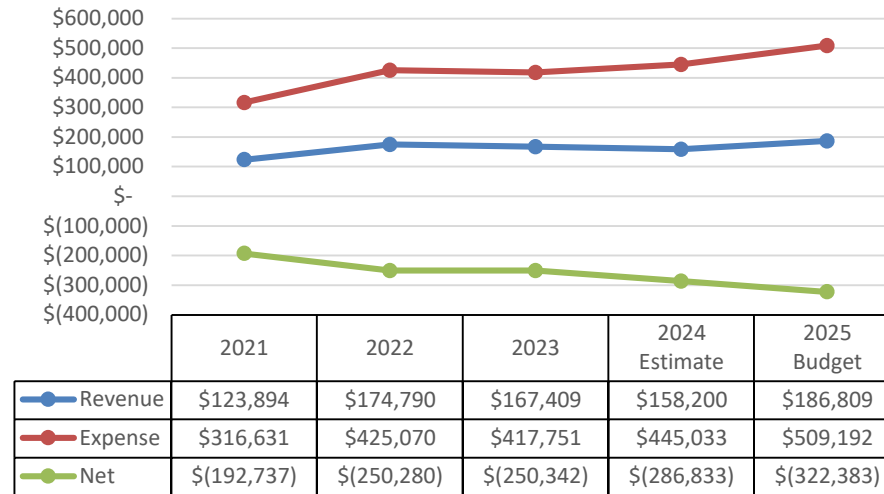
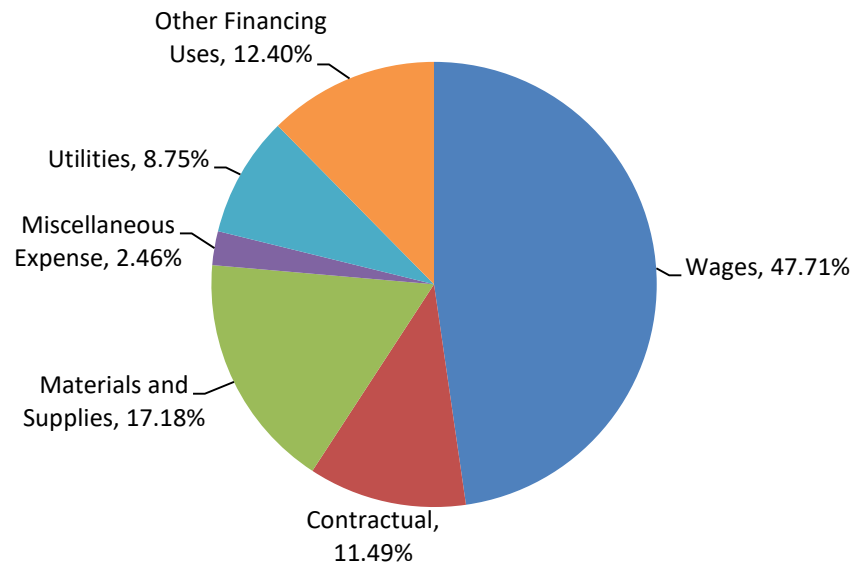
1. Increase sales of our annual Pollinator Plant Sale by 10% by July 2025 by expanding the variety and quantity of plant species available to the public.
Performance Measure: Conservatory gift shop revenue
2. Install a seasonal tent in the Rubenstein Garden by April 1, 2025, to increase rental bookings by 3%.
Performance Measure: % revenue received from non-tax sources

Community and Customer Focused

1. Install educational signs for the newly planted trees, featuring a QR code that links to our memorial tree program, by December 31, 2025. This initiative aims to enhance community awareness and boost contributions to the memorial tree program by 10%.
Performance Measure: % revenue received from non-tax sources

Quality Infrastructure Management

1. By October 1, 2025, update the landscape plantings at Fox Playground with at least 15 new pollinator plant species and achieve a 40% reduction in weeds. Grow perennial plant materials at the Conservatory, completing growing by June 1, 2025, and install them with the horticulture team. This goal aims to enhance biodiversity, reduce maintenance efforts, and beautify the playground environment.
Performance Measure: Parks report card scores

Conservatory
Historical Analysis

2025 Expense Distribution


Conservatory
Budget Detail

	2021	2022	2023	2024 Estimate	2025 Budget
Fees and Charges	\$45,052	\$56,569	\$60,921	\$66,000	\$70,000
Intergovernmental	\$0	\$0	\$0	\$0	\$0
Rental Income	\$35,014	\$78,220	\$64,951	\$52,000	\$60,000
Sponsorship & Donations	\$24,701	\$19,885	\$19,910	\$16,000	\$30,784
Program Revenue	\$19,126	\$20,116	\$21,627	\$24,200	\$26,025
Total Revenue	\$123,894	\$174,790	\$167,409	\$158,200	\$186,809
Wages	\$157,626	\$179,927	\$178,399	\$201,000	\$242,957
Contractual	\$21,792	\$31,009	\$29,721	\$52,376	\$58,500
Materials and Supplies	\$49,326	\$57,617	\$57,071	\$64,440	\$87,490
Miscellaneous Expense	\$8,083	\$10,374	\$14,465	\$13,000	\$12,529
Utilities	\$37,611	\$47,143	\$33,642	\$41,035	\$44,572
Other Financing Uses*	\$42,194	\$99,000	\$104,454	\$73,182	\$63,144
Total Expenses	\$316,631	\$425,070	\$417,751	\$445,033	\$509,192
Net	(\$192,737)	(\$250,280)	(\$250,342)	(\$286,833)	(\$322,383)

*Other Financing Uses: Employee Health Insurance Transfer

ANNUAL BUDGET ESTIMATE - ALL

Amended - 2025-2026

Park District of Oak Park

FY 2024

Account	2024		2025	
	Estimate (\$)	Requested (\$)	Recommended (\$)	Approved (\$)
Fund: 10 Corporate Fund				
Revenue				
10-35-42-11100	66,000.00	70,000.00	70,000.00	70,000.00
GIFT SHOP				
Detail Description	Quantity	Unit Amount (\$)	Amount (\$)	
Misc. Plant Cart Sales	1.00	2,000.00	2,000.00	
Fall Mum Sale	1.00	5,000.00	5,000.00	
Fall Bulb Sale	1.00	5,500.00	5,500.00	
Succulent & Cacti Sale	1.00	5,000.00	5,000.00	
Perennial Sale	1.00	11,000.00	11,000.00	
Winter Greens Market	1.00	32,000.00	32,000.00	
Valentine Plant Sale	1.00	2,500.00	2,500.00	
Mother's Day Teacup Kits	1.00	1,500.00	1,500.00	
Seed Sale	1.00	2,000.00	2,000.00	
OPC Branded Merchandise	1.00	2,000.00	2,000.00	
Poinsettias Holiday Sales	1.00	1,500.00	1,500.00	
<hr/>				
10-35-42-14205				
TOURS AND PROGRAMS				
<hr/>				
10-35-44-14400	52,000.00	60,000.00	60,000.00	60,000.00
RENT				
Detail Description	Quantity	Unit Amount (\$)	Amount (\$)	
Birthday Parties	1.00	8,000.00	8,000.00	
General Rentals	1.00	52,000.00	52,000.00	

ANNUAL BUDGET ESTIMATE - ALL

Amended - 2025-2026

Park District of Oak Park

FY 2024

Account	2024		2025			
	Estimate (\$)	Requested (\$)	Recommended (\$)	Approved (\$)		
10-35-46-14600	16,000.00	30,784.00	30,784.00	30,784.00		
DONATIONS						
Detail Description	Quantity	Unit Amount (\$)	Amount (\$)			
FOPCON Grant	1.00	17,000.00	17,000.00			
Donation Box	1.00	6,500.00	6,500.00			
FOPCON Cost Sharing copier	1.00	984.00	984.00			
FOPCON Bio Controls	1.00	3,300.00	3,300.00			
Adopt a Bird	1.00	500.00	500.00			
FOPCON Fall Fest Sponsorship	1.00	2,000.00	2,000.00			
Daffodil Memorial	1.00	500.00	500.00			
10-35-49-11105	18,000.00	19,000.00	19,000.00	19,000.00		
CONSERVATORY SPECIAL EVENTS						
Detail Description	Factor	Fee (\$)	Session	Classes	Enrollment	Amount (\$)
Fright at Night	1.00	7,000.00	1	1	1	7,000.00
Candlelight Walk	1.00	4,500.00	1	1	1	4,500.00
FOPCON Uncorked	1.00	7,500.00	1	1	1	7,500.00
10-35-49-11140	6,200.00	6,500.00	7,025.00	7,025.00		
CONSERVATORY CLASSES						
Detail Description	Factor	Fee (\$)	Session	Classes	Enrollment	Amount (\$)
Design Services Conservatory	1.00	125.00	1	21	1	2,625.00
Winter Greens Market Activities	1.00	55.00	1	4	20	4,400.00
Expenditure						
10-35-51-00111	140,000.00	144,810.00	173,304.00	173,304.00		
WAGES - FULL TIME						

ANNUAL BUDGET ESTIMATE - ALL

Amended - 2025-2026

Park District of Oak Park

FY 2024

Account	2024		2025			
	Estimate (\$)	Requested (\$)	Recommended (\$)	Approved (\$)		
10-35-51-00122	61,000.00	69,599.57	69,652.80	69,652.80		
WAGES - PART TIME						
Detail Description	Hourly Rate	Hours Per Day	Days Per Week	Number of Weeks	Employees	Amount (\$)
Birthday Party Host	15.45	4.00	1.00	25.00	2	3,090.00
Part-time Employee Paid Time Off	0.00	0.00	0.00	0.00	0	1,825.44
Receptionist	16.00	7.50	3.00	52.00	1	18,720.00
Rental Attendants	15.45	7.50	1.00	40.00	2	9,270.00
Bird Caretaker	15.63	2.00	6.00	52.00	1	9,753.12
Rental/Facility Coordinator	18.54	7.00	4.00	52.00	1	26,994.24
10-35-52-00260	12,000.00	10,000.00	10,000.00	10,000.00		
PROPERTY REPAIR						
Detail Description	Quantity	Unit Amount (\$)	Amount (\$)			
Misc Building Repairs	1.00	10,000.00	10,000.00			
10-35-52-00265	5,000.00	6,500.00	6,500.00	6,500.00		
FLEET SERVICE						
Detail Description	Quantity	Unit Amount (\$)	Amount (\$)			
Fuel/Maintenance	1.00	6,000.00	6,000.00			
10-35-52-00275	10,000.00	12,100.00	12,100.00	12,100.00		
CUSTODIAL SERVICES						
Detail Description	Quantity	Unit Amount (\$)	Amount (\$)			
Contractual Cleaning	1.00	9,100.00	9,100.00			
Contractual Slate Floor Cleaning	1.00	1,800.00	1,800.00			
Window Cleaning	2.00	600.00	1,200.00			

ANNUAL BUDGET ESTIMATE - ALL

Amended - 2025-2026

Park District of Oak Park

FY 2024

Account			2024	2025		
			Estimate (\$)	Requested (\$)	Recommended (\$)	Approved (\$)
10-35-52-00299			22,000.00	21,090.00	26,000.00	26,000.00
CONTRACTUAL SERVICES - OTHER						
Detail Description	Quantity	Unit Amount (\$)	Amount (\$)			
Greenhouse Glass Repairs	1.00	3,000.00	3,000.00			
Greenhouse Whitewashing	1.00	2,800.00	2,800.00			
Tropical Room Tree Pruning	1.00	2,000.00	2,000.00			
HVAC Repairs	1.00	4,000.00	4,000.00			
Pest Control	1.00	3,100.00	3,100.00			
Alarm Dection System	1.00	1,800.00	1,800.00			
Backup Generator Maintenance	1.00	1,600.00	1,600.00			
Sprinkler Inspection	1.00	500.00	500.00			
Spotify Annual Fee	1.00	200.00	200.00			
HVAC contract	1.00	7,000.00	7,000.00			
<hr/>						
10-35-52-00415						
EQUIPMENT - RENTAL						
10-35-52-00650			3,375.91	3,900.00	3,900.00	3,900.00
BANK SERVICE CHARGE						
<hr/>						
10-35-53-00301			2,690.00	3,290.00	2,690.00	2,690.00
UNIFORMS						
Detail Description	Quantity	Unit Amount (\$)	Amount (\$)			
Supervisors	1.00	200.00	200.00			
IMRF	4.00	160.00	640.00			
Receptionist/Rental Attendants	6.00	100.00	600.00			
Safety PPE	1.00	600.00	600.00			
Misc. Hats, gloves	1.00	500.00	500.00			
Seasonal Employees	3.00	50.00	150.00			

ANNUAL BUDGET ESTIMATE - ALL

Amended - 2025-2026

Park District of Oak Park

FY 2024

Account			2024	2025		
			Estimate (\$)	Requested (\$)	Recommended (\$)	Approved (\$)
10-35-53-00311			750.00	7,000.00	7,000.00	7,000.00
SUPPLIES- CLEANING & HOUSEHOLD						
Detail Description	Quantity	Unit Amount (\$)	Amount (\$)			
Misc. specialty cleaning supplies	1.00	1,000.00	1,000.00			
Soft good supplies	1.00	6,000.00	6,000.00			
10-35-53-00313			4,000.00	7,000.00	7,000.00	7,000.00
SUPPLIES - BUILDING MATERIALS						
Detail Description	Quantity	Unit Amount (\$)	Amount (\$)			
Pump Replacement	1.00	3,000.00	3,000.00			
Building Maintenance Materials	1.00	4,000.00	4,000.00			
10-35-53-00320			2,300.00	3,000.00	3,000.00	3,000.00
MISCELLANEOUS SUPPLIES						
Detail Description	Quantity	Unit Amount (\$)	Amount (\$)			
Misc Supplies	1.00	3,000.00	3,000.00			
10-35-53-00330			1,200.00	1,200.00	1,200.00	1,200.00
ANIMAL CARE						
Detail Description	Quantity	Unit Amount (\$)	Amount (\$)			
Animal Feed & Supplies	1.00	800.00	800.00			
Annual vet visit	1.00	400.00	400.00			
10-35-53-00340			7,000.00	7,800.00	7,800.00	7,800.00
SUPPLIES-HORTICULTURAL CONTROL						
Detail Description	Quantity	Unit Amount (\$)	Amount (\$)			
FOPCON Plant Sale Bio Supplies	1.00	3,300.00	3,300.00			
Horticultural Control Supplies	1.00	4,500.00	4,500.00			

ANNUAL BUDGET ESTIMATE - ALL

Amended - 2025-2026

Park District of Oak Park

FY 2024

Account			2024	2025		
			Estimate (\$)	Requested (\$)	Recommended (\$)	Approved (\$)
10-35-53-00420			2,000.00	7,000.00	7,000.00	7,000.00
FURNISHINGS						
Detail Description	Quantity	Unit Amount (\$)	Amount (\$)			
Conservatory Furnishings	1.00	2,000.00	2,000.00			
Garden Tent	1.00	5,000.00	5,000.00			
10-35-53-11100			30,000.00	35,500.00	35,500.00	35,500.00
GIFT SHOP						
Detail Description	Quantity	Unit Amount (\$)	Amount (\$)			
Pottery	1.00	2,500.00	2,500.00			
Poinsettia Holiday Plugs	1.00	500.00	800.00			
General Plants	1.00	1,000.00	1,000.00			
Fall Mums	1.00	2,000.00	1,500.00			
Fall Bulbs	1.00	2,800.00	2,800.00			
Succulent & Cacti	1.00	2,000.00	2,000.00			
Perennial Plugs	1.00	5,000.00	5,000.00			
Winter Greens Market	1.00	16,000.00	16,000.00			
Valentines Market	1.00	800.00	800.00			
Mother's Day Teacup Kits	1.00	600.00	600.00			
Seed Sale	1.00	1,500.00	1,500.00			
OPC Branded Merchandise	1.00	1,000.00	1,000.00			
10-35-53-11105			12,000.00	13,600.00	13,600.00	13,600.00
CONSERVATORY SPECIAL EVENTS						
Detail Description	Quantity	Unit Amount (\$)	Amount (\$)			
Fright at Night	1.00	2,500.00	2,500.00			
Candlelight Walk	1.00	1,800.00	1,800.00			
FOPCON Uncorked	1.00	7,500.00	7,500.00			
Fall Fest	1.00	1,800.00	1,800.00			

ANNUAL BUDGET ESTIMATE - ALL

Amended - 2025-2026

Park District of Oak Park

FY 2024

Account			2024			2025		
			Estimate (\$)	Requested (\$)	Recommended (\$)	Approved (\$)		
10-35-53-14400			2,500.00	2,700.00	2,700.00	2,700.00		
BIRTHDAY PARTY SUPPLIES								
Birthday Party Supplies		2,700						
10-35-56-00600			600.00	600.00	600.00	600.00		
EMPLOYEE RECOGNITION								
Detail Description	Quantity	Unit Amount (\$)	Amount (\$)					
Lunch and Training Meals	1.00	600.00	600.00					
10-35-56-00605			5,500.00	5,500.00	5,500.00	5,500.00		
CONFERENCE AND TRAINING								
Detail Description	Quantity	Unit Amount (\$)	Amount (\$)					
Union training	1.00	500.00	500.00					
IMRF	5.00	100.00	500.00					
Director Training	1.00	2,500.00	2,500.00					
Supervisor Training	2.00	1,000.00	2,000.00					
10-35-56-00610			3,000.00	2,344.00	2,329.00	2,329.00		
DUES AND SUBSCRIPTIONS								
Detail Description	Quantity	Unit Amount (\$)	Amount (\$)					
IPRA	1.00	264.00	264.00					
ILCA Membership	1.00	395.00	395.00					
APGA	1.00	395.00	395.00					
IL Pest Applicators Licensing & Training	4.00	200.00	800.00					
Arborteam	1.00	175.00	175.00					
American Hort	1.00	300.00	300.00					
10-35-56-00615			500.00	600.00	600.00	600.00		
EMPLOYEE TRAVEL REIMBURSEMENT								
Detail Description	Quantity	Unit Amount (\$)	Amount (\$)					
Mileage Reimbursement	1.00	600.00	600.00					

ANNUAL BUDGET ESTIMATE - ALL

Amended - 2025-2026

Park District of Oak Park

FY 2024

Account	2024	2025		
	Estimate (\$)	Requested (\$)	Recommended (\$)	Approved (\$)
10-35-56-11100 GIFT SHOP - SALES TAX	3,400.00	3,500.00	3,500.00	3,500.00
10-35-58-00800 ELECTRICITY	6,009.10	9,152.00	9,152.00	9,152.00
10-35-58-00810 NATURAL GAS	27,066.19	29,120.00	29,120.00	29,120.00
10-35-58-00830 WATER	7,959.50	6,300.00	6,300.00	6,300.00
10-35-63-00500 EMPLOYEE HEALTH INSURANCE TRANSFER	73,182.00	78,079.00	63,144.00	63,144.00
Total Revenue	\$158,200.00	\$186,284.00	\$186,809.00	\$186,809.00
Total Expenditure	\$445,032.70	\$491,284.57	\$509,191.80	\$509,191.80
Net	-\$286,832.70	-\$305,000.57	-\$322,382.80	-\$322,382.80
Report Total Revenue	\$158,200.00	\$186,284.00	\$186,809.00	\$186,809.00
Report Total Expenditure	\$445,032.70	\$491,284.57	\$509,191.80	\$509,191.80
Report Total Net	-\$286,832.70	-\$305,000.57	-\$322,382.80	-\$322,382.80

PARKS & PLANNING

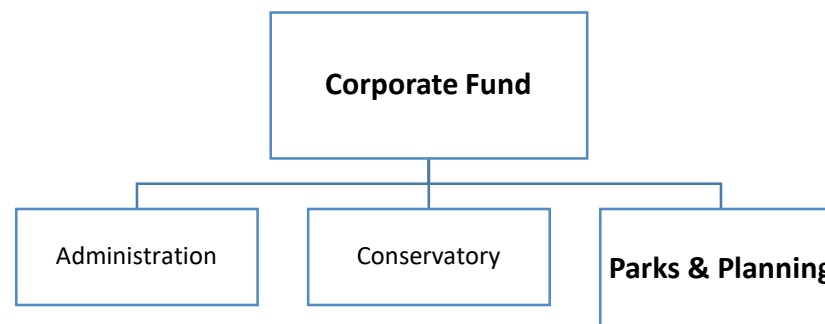
Statement of Service

The Parks and Planning department supports the personal enjoyment and development for the Village of Oak Park through environmentally friendly, safe, and well-maintained parks and facilities. This is accomplished through creative leadership, environmentally sustainable practices, and the responsible use of available resources.

Description

Parks and Planning (formally Buildings and Grounds) is responsible for the upkeep and repair of all parks and facilities owned by the District. Throughout the year, this includes maintenance on athletic fields, including daily determination of field conditions and playability. During the winter, Parks and Planning deals with the task of keeping 7.33 miles of sidewalk usable for the residents and performing daily checks on sled hills. Building Systems include HVAC, plumbing, electrical, drainage, roofing, lighting, roofing, in-house painting, and facility custodial tasks. Grounds Systems include maintaining trees, shrubs, turf, walkways, fences, exterior lighting systems, irrigation systems, daily trash removal, and inspection cycles for all playground equipment. These responsibilities are handled via a variety of methods including full-time staff, permanent part-time staff, seasonal staff, multi-year contracts, job specific contracts and time and material hiring of various tradesmen.

Parks and Planning fills a major role in the Capital Improvement Plan program starting with the planning process and following through with facilitation, coordination, and review of specialized contractors.



Fund > Department Chart: The above chart indicates the fund and each of the departments is supports.

Park District of Oak Park Mission: *In partnership with the community, we enrich lives by providing meaningful experiences through programs, parks, and facilities.*

Parks & Planning

2024 RESULTS

Accomplished:

- ✓ Added lighting controls to the last remaining parks currently not controlled.
- ✓ Researched new ideas for nature play areas, designed a layout and installed the design at Carroll Park.
- ✓ Coordinated with Housing Forward and the Oak Park Mental Health Boards to offer two training topics.
- ✓ Determined necessary EV charger types and locations in shop and install in two locations.
- ✓ Installed five Pelican controllers and three Hydrowise controllers that allow staff to control our system remotely, set schedules, and tie it into weather data.

In Progress:

- Complete tuckpointing on the exterior of Cheney Mansion, determine power needs for the upcoming geothermal install, perform electrical upgrades, and investigate a major fountain leak by October 15, 2024.
 - The tuckpointing project began October 22, 2024, and will be completed by early December, 2024. The fountain leak will require budget repairs in 2025.



Mower at Fox Park

Park District of Oak Park Mission: *In partnership with the community, we enrich lives by providing meaningful experiences through programs, parks, and facilities.*

Parks & Planning**2025 GOALS*****Quality Infrastructure Management***

1. Install Battery Storage Area for expansion of battery charging needs at 974 Ridgeland for mowers and other battery units by April 1, 2025.
Performance Measure: Natural gas costs
2. Repair Pavers at Northwest entrance to Austin Gardens to improve accessibility into the park by May 1, 2025.
Strategic Initiative: Quality Infrastructure Management
3. Relocate electrical components at Taylor Park bunker to eliminate corrosion for park lighting & irrigation controls by October 15, 2025.
Performance Measure: Number of accidents/incidents

Organizational Excellence

1. Develop Climate Action Plan with actionable goals through 2030 to meet greenhouse reduction thresholds by November 1, 2025.
Performance Measure: Greenhouse gas reduction
2. Hire a Parks & Properties department intern and digitize all Parks & Facilities plans along with all playgrounds with manuals, parts lists and maintenance items by September 1, 2025.
Performance Measure: Employee satisfaction scores

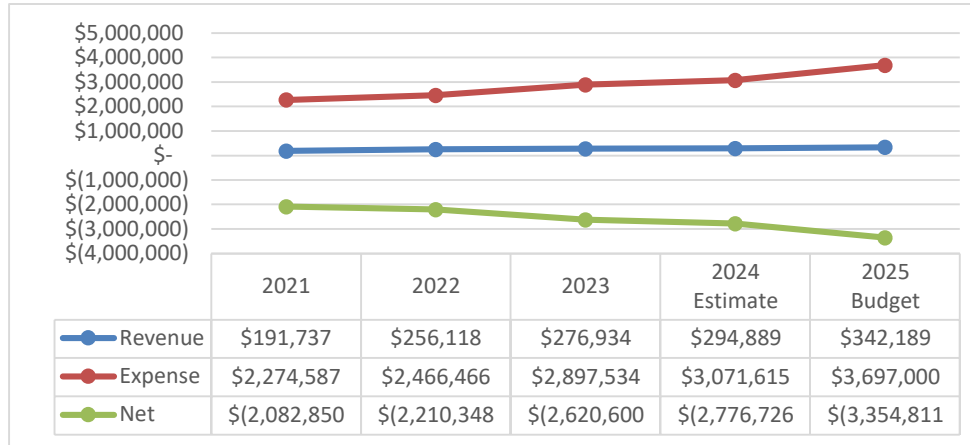
Community & Customer Focused

1. Make needed upgrades & repairs in line with ADA Transition Plan identified for 2025 by December 1, 2025.
Performance Measure: Facility & Parks report card scores

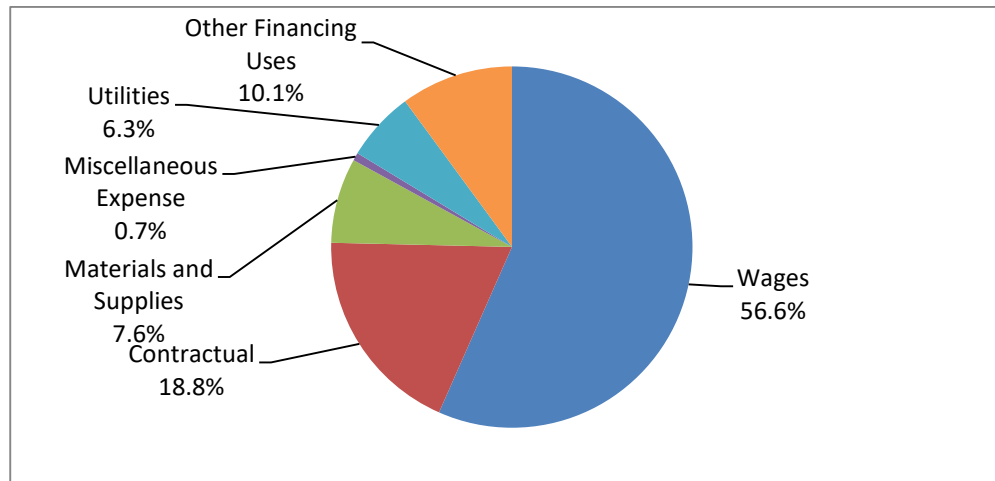
Park District of Oak Park Mission: *In partnership with the community, we enrich lives by providing meaningful experiences through programs, parks, and facilities.*

PARKS & PLANNING

Historical Analysis



2025 Expense Distribution



Park District of Oak Park Mission: *In partnership with the community, we enrich lives by providing meaningful experiences through programs, parks, and facilities.*

PARKS & PLANNING
Budget Detail

	2021	2022	2023	2024 Estimate	2025 Budget
Fees and Charges	\$108,237	\$120,895	\$89,474	\$150,000	\$150,000
Intergovernmental	\$28,200	\$67,252	\$90,732	\$85,000	\$89,250
Rental Income	\$48,160	\$47,603	\$60,334	\$54,889	\$62,939
Miscellaneous Revenue	\$7,140	\$20,368	\$36,394	\$5,000	\$40,000
Total Revenue	\$191,737	\$256,118	\$276,934	\$294,889	\$342,189
Wages	\$1,143,864	\$1,328,391	\$1,464,798	\$1,470,500	\$2,092,724
Contractual	\$464,012	\$497,966	\$671,025	\$689,874	\$693,890
Materials and Supplies	\$175,948	\$201,268	\$255,471	\$319,900	\$281,640
Miscellaneous Expense	\$3,829	\$9,100	\$5,966	\$17,450	\$25,470
Utilities	\$215,844	\$211,986	\$223,737	\$271,849	\$231,700
Other Financing Uses*	\$271,089	\$217,754	\$276,537	\$302,042	\$371,576
Total Expenses	\$2,274,587	\$2,466,466	\$2,897,534	\$3,071,615	\$3,697,000
Net	(\$2,082,850)	(\$2,210,348)	(\$2,620,600)	(\$2,776,726)	(\$3,354,811)

*Other Financing Uses: Employee Health Insurance Transfer

Park District of Oak Park Mission: *In partnership with the community, we enrich lives by providing meaningful experiences through programs, parks, and facilities.*

ANNUAL BUDGET ESTIMATE - ALL

Amended - 2025-2026

Park District of Oak Park

FY 2024

Account	2024		2025	
	Estimate (\$)	Requested (\$)	Recommended (\$)	Approved (\$)
Fund: 10 Corporate Fund				
Revenue				
10-50-42-14210 SPORT FIELD USE FEES	150,000.00	150,000.00	150,000.00	150,000.00
10-50-43-14200 INTERGOVERNMENTAL REVENUE	85,000.00	85,000.00	89,250.00	89,250.00
10-50-44-14400 CENTER RENT				
10-50-44-14410 LEASES	18,889.32	18,889.32	18,889.32	18,889.32
Detail Description	Quantity	Unit Amount (\$)	Amount (\$)	
Dole Lease - Library	12.00	1,370.00	16,440.00	
Dole Lease - Railroad Club	12.00	204.11	2,449.32	
10-50-44-14420 PERMIT FEES	36,000.00	38,000.00	44,050.00	44,050.00
Detail Description	Quantity	Unit Amount (\$)	Amount (\$)	
Taylor Park Patio	50.00	105.00	5,250.00	
Taylor Park Shelter	50.00	105.00	5,250.00	
Field Park Gazebo	0.00	75.00	0.00	
Park Permit Fees	1.00	10,000.00	10,000.00	
RCRC Field Permits	1.00	1,500.00	1,500.00	
Lindberg Park Pavilion	55.00	105.00	5,775.00	
Maple Park Shelter	55.00	105.00	5,775.00	
Athletic Field Permits Non-Pact	3.00	1,400.00	4,200.00	
Rehm Park Shelter	60.00	105.00	6,300.00	

ANNUAL BUDGET ESTIMATE - ALL

Amended - 2025-2026

Park District of Oak Park

FY 2024

Account	2024		2025			
	Estimate (\$)	Requested (\$)	Recommended (\$)	Approved (\$)		
10-50-45-14505	5,000.00	20,000.00	40,000.00	40,000.00		
MISCELLANEOUS REVENUE						
Detail Description	Quantity	Unit Amount (\$)	Amount (\$)			
Austin Trust Reimbursables (Pavers)	1.00	10,000.00	10,000.00			
Memorial Tree Reimbursables	1.00	10,000.00	10,000.00			
Austin Trust Reimbursables (Electric)	1.00	20,000.00	20,000.00			
Expenditure						
10-50-51-00111	1,050,500.00	1,188,773.00	1,502,407.00	1,502,407.00		
WAGES - FULL TIME						
10-50-51-00122	420,000.00	528,286.15	590,317.05	590,317.05		
WAGES - PART TIME						
Detail Description	Hourly Rate	Hours Per Day	Days Per Week	Number of Weeks	Employees	Amount (\$)
Buildings Seasonal	15.60	8.00	5.00	12.00	3	22,464.00
Extra Coverage	15.60	4.00	6.00	32.00	2	23,961.60
Summer Seasonal Grounds	15.60	8.00	7.00	12.00	6	62,899.20
IMRF PM Staff	18.25	7.00	3.50	52.00	2	46,501.00
Park Seasonal	15.60	8.00	2.00	26.00	2	12,979.20
IMRF Landscaping	16.00	8.00	5.00	36.00	2	46,080.00
Conservatory IMRF Landscape Specialist	18.72	7.50	4.00	52.00	4	116,812.80
Turf/Landscaping Seasonal	15.60	8.00	5.00	13.00	3	24,336.00
Conservatory Seasonal Landscape Crew	0.00	0.00	0.00	0.00	0	134,530.00
Custodian/Building Maintenance	16.00	5.00	7.00	52.00	2	58,240.00
Part-time Employee Paid Time Off	0.00	0.00	0.00	0.00	0	17,769.25
Conservatory Fall Seasonal Horticulturalist	16.00	8.00	3.00	14.00	1	5,376.00
Conservatory Summer Seasonal Horticulturalist	16.40	8.00	5.00	14.00	2	18,368.00
10-50-52-00209	4,200.00	4,200.00	4,200.00	4,200.00	4,200.00	
COPYING AND PRINTING- EXTERNAL						
Detail Description	Quantity	Unit Amount (\$)	Amount (\$)			
Misc. Park Signage	12.00	350.00	4,200.00			

Account	2024	2025		
	Estimate (\$)	Requested (\$)	Recommended (\$)	Approved (\$)
10-50-52-00215 RADIO & PAGERS				

ANNUAL BUDGET ESTIMATE - ALL

Amended - 2025-2026

Park District of Oak Park

FY 2024

Account	2024		2025	
	Estimate (\$)	Requested (\$)	Recommended (\$)	Approved (\$)
10-50-52-00260	330,000.00	320,225.00	297,280.00	297,280.00
PROPERTY REPAIR				
Detail Description	Quantity	Unit Amount (\$)	Amount (\$)	
Fencing	1.00	10,000.00	10,000.00	
Fire Extinguisher Service	1.00	2,000.00	2,000.00	
Concrete Improvements	1.00	7,000.00	7,000.00	
Irrigation Start-up/Repair	4.00	1,250.00	5,000.00	
Lighting Repair	1.00	2,000.00	2,000.00	
Door Locks and Cylinders	2.00	2,200.00	4,400.00	
Glazing	2.00	750.00	1,500.00	
Roofing Repairs	1.00	5,500.00	5,500.00	
HVAC Repairs Out of Contract	22.00	1,315.00	28,930.00	
Exterminator	1.00	2,850.00	2,850.00	
Electrical Repair	12.00	800.00	9,600.00	
Elevator Insp. and Repair	1.00	9,000.00	9,000.00	
RPZ Inspections	22.00	275.00	6,050.00	
Fencing Repairs	4.00	1,000.00	4,000.00	
Alarm Insp., Repair and Monitoring	1.00	25,000.00	25,000.00	
Equipment Repairs	8.00	400.00	3,200.00	
Building Repairs	10.00	700.00	7,000.00	
Gas Inspection 218	1.00	750.00	750.00	
HVAC Contract Work	1.00	45,000.00	45,000.00	
Court Improvements	1.00	18,000.00	18,000.00	
Tuck Pointing	2.00	5,000.00	10,000.00	
Fire/Security Panel Replacement	1.00	4,000.00	4,000.00	
Plumbing Repairs	10.00	500.00	5,000.00	
General Center Repairs	1.00	15,500.00	15,500.00	
947 Repairs	4.00	5,000.00	20,000.00	
Austin Gardens Electrical Work	1.00	20,000.00	20,000.00	
EV Chargers Shop 218	3.00	4,000.00	12,000.00	
Hydrawise - LF/FD/FO	3.00	2,000.00	6,000.00	
947 Battery Storage Setup	1.00	8,000.00	8,000.00	

ANNUAL BUDGET ESTIMATE - ALL

Amended - 2025-2026

Park District of Oak Park

FY 2024

Account			2024	2025		
			Estimate (\$)	Requested (\$)	Recommended (\$)	Approved (\$)
10-50-52-00265			76,500.00	77,650.00	77,650.00	77,650.00
FLEET SERVICE						
Detail Description	Quantity	Unit Amount (\$)	Amount (\$)			
Body Repairs	3.00	2,750.00	8,250.00			
Forklift Repairs	2.00	2,000.00	4,000.00			
Vehicle Fuel	1.00	30,000.00	30,000.00			
Vehicle Repairs	17.00	1,200.00	20,400.00			
Misc. Vehicle Expense	10.00	1,500.00	15,000.00			
10-50-52-00270			86,000.00	118,500.00	118,500.00	118,500.00
LANDSCAPING SERVICE						
Detail Description	Quantity	Unit Amount (\$)	Amount (\$)			
Tree GIS Surveying	6.00	1,750.00	10,500.00			
Tree Pruning	7.50	4,000.00	30,000.00			
Tree Removal	20.00	1,300.00	26,000.00			
Natural Areas Contractor	1.00	22,000.00	22,000.00			
Natural Resource Management Plan	1.00	20,000.00	20,000.00			
Storm Damage	2.00	5,000.00	10,000.00			

ANNUAL BUDGET ESTIMATE - ALL

Amended - 2025-2026

Park District of Oak Park

FY 2024

Account			2024	2025		
			Estimate (\$)	Requested (\$)	Recommended (\$)	Approved (\$)
10-50-52-00275			80,000.00	85,160.00	82,460.00	82,460.00
CUSTODIAL SERVICES						
Detail Description	Quantity	Unit Amount (\$)	Amount (\$)			
Dole Center Cleaning	12.00	775.00	9,300.00			
218 Madison Cleaning	12.00	1,250.00	15,000.00			
Misc. Cleaning	1.00	1,000.00	1,000.00			
Window Washing	3.00	300.00	900.00			
Andersen	12.00	500.00	6,000.00			
Barrie	12.00	500.00	6,000.00			
Carroll	12.00	500.00	6,000.00			
Field	12.00	500.00	6,000.00			
Fox	12.00	660.00	7,920.00			
Longfellow	12.00	660.00	7,920.00			
Stevenson	12.00	660.00	7,920.00			
Center Equipment Cleaning	1.00	2,500.00	2,500.00			
Austin Gardens	12.00	500.00	6,000.00			
10-50-52-00280			27,000.00	27,800.00	23,600.00	23,600.00
SCAVENGER SERVICE						
Detail Description	Quantity	Unit Amount (\$)	Amount (\$)			
Regular Monthly Dump Fees	10.00	400.00	4,000.00			
Other Dump Fees	1.00	400.00	400.00			
Facility Trash Service	12.00	1,600.00	19,200.00			
10-50-52-00285			7,200.00	7,200.00	7,200.00	7,200.00
PORTABLE RESTROOMS						
Detail Description	Quantity	Unit Amount (\$)	Amount (\$)			
Special Events	3.00	1,200.00	3,600.00			
Portable Restroom- Parks	1.00	3,600.00	3,600.00			

ANNUAL BUDGET ESTIMATE - ALL

Amended - 2025-2026

Park District of Oak Park

FY 2024

Account	2024		2025	
	Estimate (\$)	Requested (\$)	Recommended (\$)	Approved (\$)
10-50-52-00286	74,000.00	75,375.00	75,375.00	75,375.00
SPORTS FIELD IMPROVEMENTS				
Detail Description	Quantity	Unit Amount (\$)	Amount (\$)	
Sand-Peat-Soil Mix for Parks	10.00	750.00	7,500.00	
Grass Seed- Parks	1.00	13,000.00	13,000.00	
Synthetic Infill Materials	1.00	2,200.00	2,200.00	
Chalk Bball Fields	150.00	5.00	750.00	
Fertilizer- Parks	250.00	27.00	6,750.00	
Athletic Field Paint	55.00	100.00	5,500.00	
Turf Application for Wear Spots	1,000.00	5.25	5,250.00	
Infield Mix	7.00	600.00	4,200.00	
Calcine Clay	3.00	1,000.00	3,000.00	
Top Dress Sand	8.00	500.00	4,000.00	
D97 Turf for Fields	500.00	5.25	2,625.00	
D97 Sand-Peat-Soil Mix	1.00	6,000.00	6,000.00	
D97 Fertilizer	1.00	2,000.00	2,000.00	
D97 Grass Seed	1.00	8,700.00	8,700.00	
D97 Infield Mix	4.00	600.00	2,400.00	
D97 Turf Infill Mix	3.00	500.00	1,500.00	
<hr/>				
10-50-52-00291				
LEASE EXPENSE				
<hr/>				
10-50-52-00415	4,000.00	5,525.00	5,525.00	5,525.00
EQUIPMENT - RENTAL				
Detail Description	Quantity	Unit Amount (\$)	Amount (\$)	
Small Engine Rentals	8.00	150.00	1,200.00	
Compressor Rental	2.00	700.00	1,400.00	
Misc. Rental Equipment	13.00	225.00	2,925.00	
<hr/>				
10-50-52-00650	974.12	2,100.00	2,100.00	2,100.00
BANK SERVICE CHARGE				

ANNUAL BUDGET ESTIMATE - ALL

Amended - 2025-2026

Park District of Oak Park

FY 2024

Account			2024	2025		
			Estimate (\$)	Requested (\$)	Recommended (\$)	Approved (\$)
10-50-53-00301			7,900.00	7,940.00	8,540.00	8,540.00
UNIFORMS						
Detail Description	Quantity	Unit Amount (\$)	Amount (\$)			
Uniforms Full-Time Staff	13.00	400.00	5,200.00			
Uniforms Supervisors	4.00	200.00	800.00			
Safety PPE	1.00	750.00	750.00			
Misc. Uniforms, hats, gloves, etc	1.00	750.00	750.00			
IMRF Uniforms	4.00	160.00	640.00			
Union Uniforms	1.00	400.00	400.00			
10-50-53-00310			93,000.00	89,400.00	89,400.00	89,400.00
SUPPLIES-PARKS						
Detail Description	Quantity	Unit Amount (\$)	Amount (\$)			
Hand tools, shovels, rakes,brooms	15.00	100.00	1,500.00			
Portable pressure washer	1.00	500.00	500.00			
Conservatory Applied Mulch/Soil Ammendments	1.00	9,000.00	9,000.00			
Sandbox Refill	2.00	650.00	1,300.00			
Concrete for Projects	2.00	1,500.00	3,000.00			
Playground Mulch	1.00	2,000.00	2,000.00			
Ice Melt Compound	1.00	11,000.00	11,000.00			
Fencing Parts	1.00	2,000.00	2,000.00			
Misc. Hardware	2.00	1,500.00	3,000.00			
Electrical Parts	2.00	2,500.00	5,000.00			
Replacement Tennis Nets	6.00	250.00	1,500.00			
Replacement Flags	1.00	500.00	500.00			
Salt Spreader	2.00	500.00	1,000.00			
Pad locks, keys, chain	1.00	800.00	800.00			
Crew supplies	1.00	19,000.00	19,000.00			
Lumber	1.00	800.00	800.00			
Misc. Parts and Materials	1.00	5,500.00	5,500.00			
Conservatory Horticulture Field Crew Supplies	1.00	18,000.00	18,000.00			
Ice Rink Liners	2.00	2,000.00	4,000.00			

ANNUAL BUDGET ESTIMATE - ALL

Amended - 2025-2026

Park District of Oak Park

FY 2024

Account			2024	2025		
			Estimate (\$)	Requested (\$)	Recommended (\$)	Approved (\$)
10-50-53-00311			55,000.00	56,400.00	34,200.00	34,200.00
SUPPLIES- CLEANING & HOUSEHOLD						
Detail Description	Quantity	Unit Amount (\$)	Amount (\$)			
Trash can liners	12.00	500.00	6,000.00			
Graffiti Remover	1.00	750.00	750.00			
Flooring/Carpet Cleaners	1.00	1,200.00	1,200.00			
Paper Goods	1.00	15,000.00	15,000.00			
Insect Spray	1.00	450.00	450.00			
Hand Soap and Solvents	1.00	750.00	750.00			
Bulk Cleaning Materials	1.00	9,000.00	9,000.00			
Cleaning Equipment	1.00	1,050.00	1,050.00			
10-50-53-00313			99,000.00	94,500.00	84,500.00	84,500.00
SUPPLIES - BUILDING MATERIALS						
Detail Description	Quantity	Unit Amount (\$)	Amount (\$)			
Appliance Replacement	2.00	1,500.00	3,000.00			
Misc. Supplies	1.00	2,000.00	2,000.00			
Lumber Products	1.00	5,000.00	5,000.00			
Electrical & Lighting	1.00	10,000.00	10,000.00			
Plumbing Fixtures & Parts	1.00	10,000.00	10,000.00			
Hardware	1.00	12,000.00	12,000.00			
Tools	1.00	8,000.00	8,000.00			
Flooring Materials	1.00	9,000.00	9,000.00			
Paint & Paint Materials	1.00	11,000.00	11,000.00			
Ceiling Tile	1.00	500.00	500.00			
HVAC Air Filters & Belts	100.00	65.00	6,500.00			
Pelican Controls System= Rehm	1.00	2,500.00	2,500.00			
Volleyball						
Fire & Burglar Alarm Replacement Parts	2.00	2,500.00	5,000.00			

ANNUAL BUDGET ESTIMATE - ALL

Amended - 2025-2026

Park District of Oak Park

FY 2024

Account			2024	2025		
			Estimate (\$)	Requested (\$)	Recommended (\$)	Approved (\$)
10-50-53-00410			65,000.00	66,250.00	65,000.00	65,000.00
EQUIPMENT						
Detail Description	Quantity	Unit Amount (\$)	Amount (\$)			
Equipment lift- 947	1.00	6,000.00	6,000.00			
Snow Plow blades/parts	4.00	800.00	3,200.00			
Battery Powered Landscape Equipment	4.00	500.00	2,000.00			
Play Center Replacement Parts	12.00	750.00	9,000.00			
Exterior Water fountain replacement	2.00	5,300.00	10,600.00			
Replacement Light Heads	2.00	2,000.00	4,000.00			
Equipment for Athletic Fields	3.00	1,000.00	3,000.00			
Equipment Maintenance	14.00	750.00	10,500.00			
Landscape/Ath. Field Equipment Maintenance	1.00	5,000.00	5,000.00			
Misc. Hand tools, shovels, rakes, snow equip.	1.00	1,500.00	1,500.00			
Cleaning Equipment	1.00	4,000.00	4,000.00			
Center Furnishings	1.00	5,000.00	5,000.00			
Outdoor Tents	4.00	300.00	1,200.00			
10-50-56-00600			1,700.00	1,500.00	1,500.00	1,500.00
EMPLOYEE RECOGNITION						
Detail Description	Quantity	Unit Amount (\$)	Amount (\$)			
Lunch & Training Meals	1.00	600.00	600.00			
Employee Recognition	5.00	100.00	500.00			
Misc.	1.00	400.00	400.00			

ANNUAL BUDGET ESTIMATE - ALL

Amended - 2025-2026

Park District of Oak Park

FY 2024

Account			2024	2025		
			Estimate (\$)	Requested (\$)	Recommended (\$)	Approved (\$)
10-50-56-00605			12,000.00	14,900.00	18,900.00	18,900.00
CONFERENCE AND TRAINING						
Detail Description	Quantity	Unit Amount (\$)	Amount (\$)			
Parks and Planning Trainings	10.00	250.00	2,500.00			
Technical Trainings	1.00	2,000.00	2,000.00			
Manager STMA	1.00	3,200.00	3,200.00			
Admin Trainings	1.00	500.00	500.00			
Superintendent Training	1.00	2,500.00	2,500.00			
Manager Maintenance School	1.00	3,200.00	3,200.00			
CPSI Cert	1.00	500.00	500.00			
Arborist - Conservatory	1.00	500.00	500.00			
Deputy Director Training	1.00	2,500.00	2,500.00			
Manager Training	1.00	1,500.00	1,500.00			
10-50-56-00610			3,600.00	3,742.00	4,270.00	4,270.00
DUES AND SUBSCRIPTIONS						
Detail Description	Quantity	Unit Amount (\$)	Amount (\$)			
Misc Dues	1.00	300.00	300.00			
IPRA	5.00	264.00	1,320.00			
MIPE	2.00	25.00	50.00			
Turf Management	1.00	175.00	175.00			
Arborist Annual Registration	2.00	250.00	500.00			
IDPH Applicator License	2.00	75.00	150.00			
CDL Registration/Fees	3.00	175.00	525.00			
ICLEI Membership	1.00	1,250.00	1,250.00			
10-50-56-00615			150.00	800.00	800.00	800.00
EMPLOYEE TRAVEL REIMBURSEMENT						
Detail Description	Quantity	Unit Amount (\$)	Amount (\$)			
Mileage Reimbursement	1.00	800.00	800.00			

ANNUAL BUDGET ESTIMATE - ALL

Amended - 2025-2026

Park District of Oak Park

FY 2024

Account	2024	2025		
	Estimate (\$)	Requested (\$)	Recommended (\$)	Approved (\$)
10-50-58-00800 ELECTRICITY	101,628.16	67,600.00	67,600.00	67,600.00
10-50-58-00810 NATURAL GAS	36,140.39	36,400.00	36,400.00	36,400.00
10-50-58-00820 TELECOMMUNICATIONS	6,640.88	5,300.00	5,300.00	5,300.00
10-50-58-00830 WATER	127,439.71	122,400.00	122,400.00	122,400.00
10-50-63-00500 EMPLOYEE HEALTH INSURANCE TRANSFER	302,042.00	240,753.00	371,576.00	371,576.00
Total Revenue	\$294,889.32	\$311,889.32	\$342,189.32	\$342,189.32
Total Expenditure	\$3,071,615.26	\$3,248,679.15	\$3,697,000.05	\$3,697,000.05
Net	-\$2,776,725.94	-\$2,936,789.83	-\$3,354,810.73	-\$3,354,810.73
Report Total Revenue	\$294,889.32	\$311,889.32	\$342,189.32	\$342,189.32
Report Total Expenditure	\$3,071,615.26	\$3,248,679.15	\$3,697,000.05	\$3,697,000.05
Report Total Net	-\$2,776,725.94	-\$2,936,789.83	-\$3,354,810.73	-\$3,354,810.73

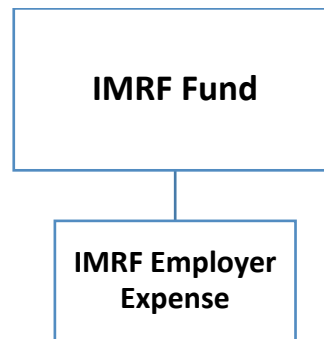
IMRF Fund

Description

The IMRF Fund is a special revenue fund, operating on the modified accrual basis of accounting.

The IMRF Fund accounts for the activities resulting from the Park District's participation in the Illinois Municipal Retirement Fund. Payments to IMRF and receipt of property taxes are the major activities in this fund.

The IMRF Fund budget accounts for the District's (Employer's) contribution to the Illinois Municipal Retirement Fund (IMRF). All full-time, and part-time employees intended to work more than 1,000 hours annually, are required to be members of IMRF. The District contributes a percentage of the employee's salary, while the employee is required to contribute 4.5% of their salary. IMRF's financial stability is tied to investment income, employer contributions, and member census. The District levies a property tax for IMRF purposes.



Fund > Department Chart: The above chart indicates the fund and each of the departments it supports.

Park District of Oak Park Mission: *In partnership with the community, we enrich lives by providing meaningful experiences through programs, parks, and facilities.*

IMRF Fund

2024 RESULTS

In Progress:

- Continue to focus on getting the IMRF Fund’s fund balance within the 25% fund balance target by December 31, 2028, with an ending fund balance of 40% by December 31, 2024.
 - The fund balance is currently on track to achieve this goal.

2025 GOALS

Quality Infrastructure Management

1. Continue to focus on getting the IMRF Fund’s fund balance within the 25% fund balance target by December 31, 2029, with an ending fund balance of 48% by December 31, 2025.
Performance Measure: Fund balances of 48% at year end

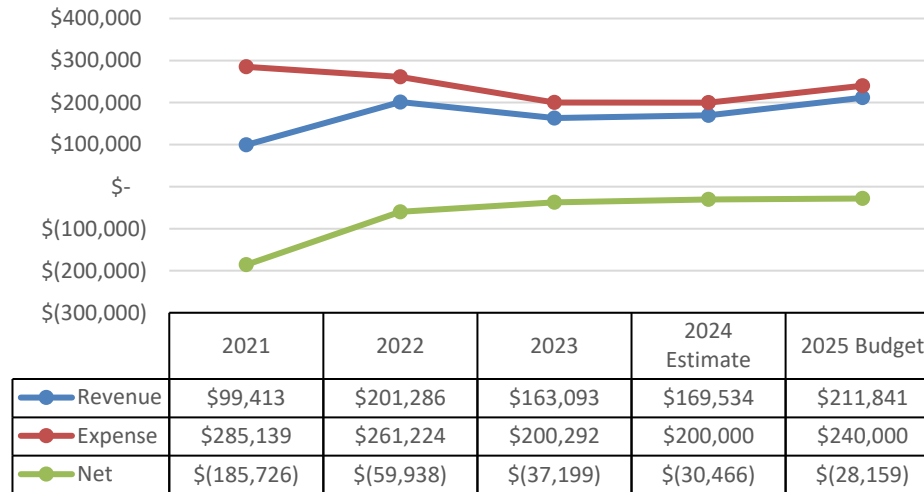


Preschool class releases a butterfly into the wild

Park District of Oak Park Mission: *In partnership with the community, we enrich lives by providing meaningful experiences through programs, parks, and facilities.*

IMRF Fund

Historical Analysis

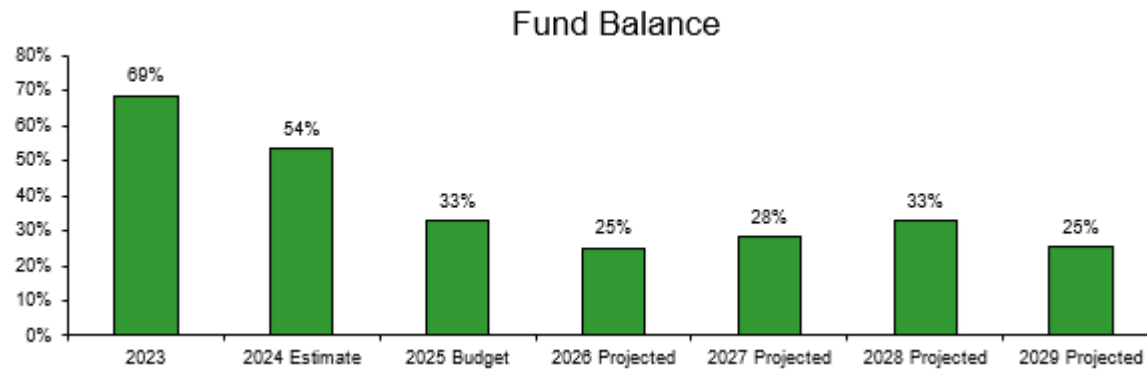


2025 Expense Distribution

100% Benefits

IMRF Fund
Budget Detail

	2023	2024 Estimate	2025 Budget	2026 Projected	2027 Projected	2028 Projected	2029 Projected
Tax Receipts	\$163,093	\$169,534	\$211,841	\$230,315	\$264,527	\$273,608	\$249,903
Total Revenue	\$163,093	\$169,534	\$211,841	\$230,315	\$264,527	\$273,608	\$249,903
Benefits	\$200,292	\$200,000	\$240,000	\$247,200	\$254,616	\$260,000	\$267,500
Total Expenses	\$200,292	\$200,000	\$240,000	\$247,200	\$254,616	\$260,000	\$267,500
Net	(\$37,199)	(\$30,466)	(\$28,159)	(\$16,885)	\$9,911	\$13,608	(\$17,597)
Fund Balance	\$137,571	\$107,105	\$78,946	\$62,060	\$71,972	\$85,580	\$67,983



Park District of Oak Park Mission: *In partnership with the community, we enrich lives by providing meaningful experiences through programs, parks, and facilities.*

ANNUAL BUDGET ESTIMATE - ALL

Amended - 2025-2026

Park District of Oak Park

FY 2024

Account	2024	2025		
	Estimate (\$)	Requested (\$)	Recommended (\$)	Approved (\$)
Fund: 15 Imrf				
Revenue				
15-00-41-14100 PROPERTY TAX - CURRENT YEAR	169,533.69	171,841.00	211,841.00	211,841.00
Expenditure				
15-00-55-00515 IMRF EMPLOYER EXPENSE	200,000.00	240,000.00	240,000.00	240,000.00
Total Revenue	\$169,533.69	\$171,841.00	\$211,841.00	\$211,841.00
Total Expenditure	\$200,000.00	\$240,000.00	\$240,000.00	\$240,000.00
Net	-\$30,466.31	-\$68,159.00	-\$28,159.00	-\$28,159.00
Report Total Revenue	\$169,533.69	\$171,841.00	\$211,841.00	\$211,841.00
Report Total Expenditure	\$200,000.00	\$240,000.00	\$240,000.00	\$240,000.00
Report Total Net	-\$30,466.31	-\$68,159.00	-\$28,159.00	-\$28,159.00

LIABILITY FUND

Description

The Liability Fund is special revenue fund, operating on the modified accrual basis of accounting.

The Liability Fund budget accounts for expenditures made to the Park District Risk Management Agency (PDRMA). Included in this are premiums for liability, property, employment practices, and worker's compensation insurance. Also included are certain other risk management costs including unemployment expense.



Fund > Department Chart: The above chart indicates the fund and each of the departments it supports.

Park District of Oak Park Mission: *In partnership with the community, we enrich lives by providing meaningful experiences through programs, parks, and facilities.*

Liability Fund

2024 RESULTS

Accomplished:

- ✓ Conducted review of staff and parent day camp manuals to ensure consistency
- ✓ Applied for a PDRMA safety grant

In Progress:

- Continue to focus on getting the Liability Fund's fund balance within the 25% fund balance target by December 31, 2027, with an ending fund balance of 125% by December 31, 2024.
 - This goal is currently on track.
- Purchase and install 24 new security cameras at parks and facilities (TBD) by December 31, 2024.
 - We have installed new camera system and equipment at Stevenson, Longfellow, Carroll, Austin Gardens and Cheney Mansion. Pleasant Home is 90% complete, and 218 will be installed by the year end.



The foam cannon was a hit at Day in Our Village

Park District of Oak Park Mission: *In partnership with the community, we enrich lives by providing meaningful experiences through programs, parks, and facilities.*

Liability Fund**2025 GOALS*****Quality Infrastructure Management***

1. Replace camera system and equipment at Conservatory, Fox, Barrie, Dole, Rehm, Ridgeland Common Recreation Center, Andersen, 947 Ridgeland and GRC to improve image quality and ease retrieval of data by December 31, 2025.
Performance Measure: Customer Satisfaction Survey Scores

Community & Customer Focused

1. Install sharps containers and pay for subscriptions for destruction of sharps in Taylor Park, Lindberg Park, Rehm Port-a-loo, Mills Park, Ridgeland Common and GRC by July 1, 2025.
Performance Measure: Customer Satisfaction Survey Scores

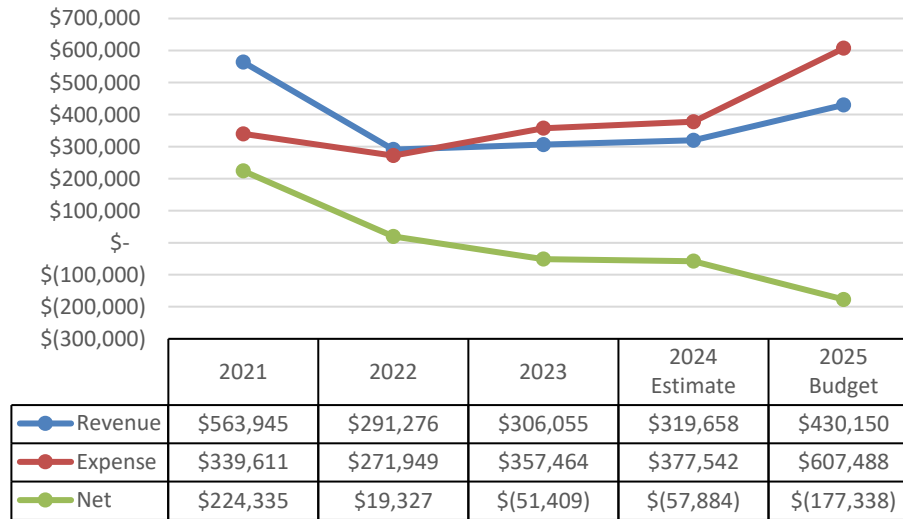
Financial Strength

1. Continue to focus on getting the Liability Fund's fund balance within the 25% fund balance target by December 31, 2029, with an ending fund balance of 34% by December 31, 2025.
Performance Measure: Fund balances within 34%

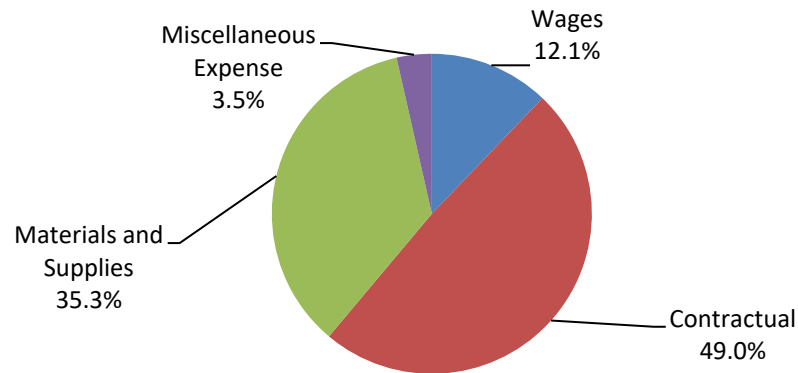
Park District of Oak Park Mission: *In partnership with the community, we enrich lives by providing meaningful experiences through programs, parks, and facilities.*

Liability Fund

Historical Analysis



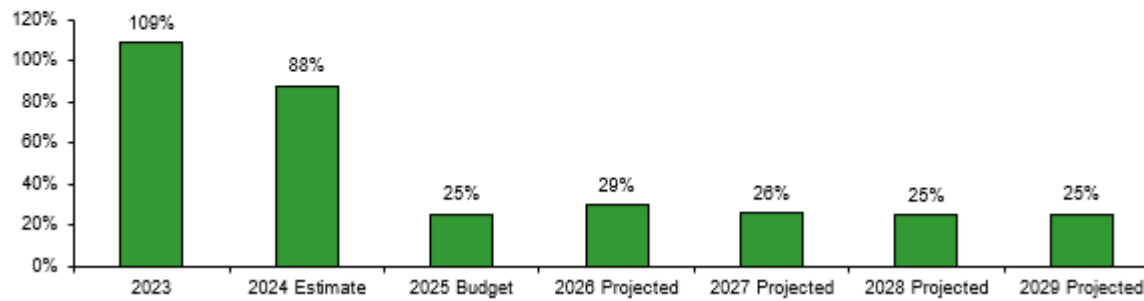
Expense Distribution



Park District of Oak Park Mission: *In partnership with the community, we enrich lives by providing meaningful experiences through programs, parks, and facilities.*

Liability Fund
Budget Detail

	2023	2024 Estimate	2025 Budget	2026 Projected	2027 Projected	2028 Projected	2029 Projected
Tax Receipts	\$303,915	\$316,158	\$426,650	\$443,716	\$461,465	\$489,923	\$509,520
Miscellaneous Revenue	\$2,140	\$3,500	\$3,500	\$3,500	\$3,500	\$3,500	\$3,500
Total Revenue	\$306,055	\$319,658	\$430,150	\$447,216	\$464,965	\$493,423	\$513,020
Wages	\$67,685	\$71,159	\$73,716	\$75,927	\$78,205	\$80,551	\$82,968
Contractual	\$216,349	\$250,532	\$297,572	\$306,499	\$315,694	\$325,165	\$334,920
Materials and Supplies	\$73,341	\$49,887	\$214,700	\$60,000	\$61,800	\$63,654	\$65,564
Miscellaneous Expense	\$90	\$5,963	\$21,500	\$22,145	\$22,809	\$23,494	\$24,198
Total Expenses	\$357,464	\$377,542	\$607,488	\$464,572	\$478,509	\$492,864	\$507,650
Net	(\$51,409)	(\$57,884)	(\$177,338)	(\$17,356)	(\$13,544)	\$559	\$5,370
Fund Balance	\$389,451	\$331,567	\$154,229	\$136,874	\$123,329	\$123,889	\$129,259

Fund Balance


Park District of Oak Park Mission: *In partnership with the community, we enrich lives by providing meaningful experiences through programs, parks, and facilities.*

ANNUAL BUDGET ESTIMATE - ALL

Amended - 2025-2026

Park District of Oak Park

FY 2024

Account	2024		2025	
	Estimate (\$)	Requested (\$)	Recommended (\$)	Approved (\$)
Fund: 16 Liability				
Revenue				
16-00-41-14100 PROPERTY TAX - CURRENT YEAR	316,157.92	331,650.00	426,650.00	426,650.00
16-00-45-14505 MISCELLANEOUS REVENUE	3,500.00	3,500.00	3,500.00	3,500.00
Detail Description	Quantity	Unit Amount (\$)	Amount (\$)	
Accreditation Award	1.00	1,500.00	1,500.00	
Safety Grant	1.00	2,000.00	2,000.00	
Expenditure				
16-00-51-00111 WAGES - FULL TIME	71,159.07	73,116.00	73,716.00	73,716.00
16-00-52-00504 INSURANCE DEDUCTIBLES	2,500.00	2,500.00	2,500.00	2,500.00
16-00-52-00510 WORKERS' COMPENSATION	52,566.60	60,452.00	60,452.00	60,452.00
16-00-52-00511 PROPERTY	107,232.96	123,320.00	123,320.00	123,320.00
16-00-52-00512 EMPLOYMENT PRACTICES	17,731.56	20,400.00	20,400.00	20,400.00
16-00-52-00513 LIABILITY	52,903.08	60,900.00	60,900.00	60,900.00

ANNUAL BUDGET ESTIMATE - ALL

Amended - 2025-2026

Park District of Oak Park

FY 2024

Account	2024			2025	
	Estimate (\$)	Requested (\$)	Recommended (\$)	Approved (\$)	
16-00-52-00514	17,597.78	30,000.00	30,000.00	30,000.00	
EMPLOYEE SCREENINGS					
Detail Description	Quantity	Unit Amount (\$)	Amount (\$)		
Employment Screenings	1.00	30,000.00	30,000.00		
16-00-53-00350	49,887.27	209,700.00	214,700.00	214,700.00	
RISK CARE MANAGEMENT					
Detail Description	Quantity	Unit Amount (\$)	Amount (\$)		
First Aid & AED Supplies	1.00	16,000.00	16,000.00		
AED Purchase for 218 Floor 2	1.00	2,200.00	2,000.00		
AED Maintenance	1.00	6,000.00	6,000.00		
ALICE Training	2.00	1,000.00	2,000.00		
Cameras, NVR's & Hard Drives	1.00	89,000.00	89,000.00		
Labor & Wiring for Camera Install	1.00	75,000.00	75,000.00		
AT&T Subscription for AED Cabinets (Outside)	1.00	4,000.00	4,000.00		
Perry Weather Lightning Detection Subscription	2.00	4,000.00	8,000.00		
Legal Posters	1.00	2,000.00	2,000.00		
Sharps Supplies & Destruction Subscription	1.00	5,700.00	5,700.00		
Misc. Supplies	1.00	5,000.00	5,000.00		
16-00-56-00605	5,963.36	11,500.00	11,500.00	11,500.00	
CONFERENCE AND TRAINING					
Detail Description	Quantity	Unit Amount (\$)	Amount (\$)		
Safety/Risk Trainings-PDOP Staff	1.00	10,000.00	10,000.00		
Risk Manager Trainings	1.00	1,500.00	1,500.00		
16-00-56-00660				10,000.00	10,000.00
UNEMPLOYMENT EXPENSE					
Detail Description	Quantity	Unit Amount (\$)	Amount (\$)		
Unemployment	1.00	10,000.00	10,000.00		

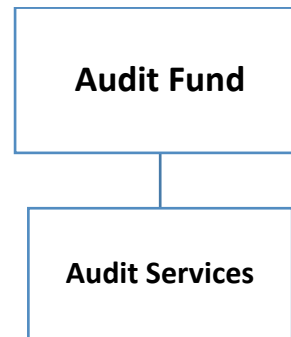
Account	2024	2025		
	Estimate (\$)	Requested (\$)	Recommended (\$)	Approved (\$)
Total Revenue	\$319,657.92	\$335,150.00	\$430,150.00	\$430,150.00
Total Expenditure	\$377,541.68	\$601,888.00	\$607,488.00	\$607,488.00
Net	-\$57,883.76	-\$266,738.00	-\$177,338.00	-\$177,338.00
Report Total Revenue	\$319,657.92	\$335,150.00	\$430,150.00	\$430,150.00
Report Total Expenditure	\$377,541.68	\$601,888.00	\$607,488.00	\$607,488.00
Report Total Net	-\$57,883.76	-\$266,738.00	-\$177,338.00	-\$177,338.00

AUDIT FUND

Description

The Audit Fund is a special revenue fund, operating on the modified accrual basis of accounting.

The Audit Fund accounts for expenditures related to the annual audit. The District is required by State Statute to hire an independent auditing firm to conduct an audit of the District's finances. The budget includes the third year of a three-year auditing contract. Additional expenses have been included to perform single audits on the grants, should grant terms require such. Pursuant to the issuance of bonds the district will be required to file a continuing disclosure statement with EMMA (Electronic Municipal Marketing Access), and as such additional auditing expenses may be incurred. 2012 was the first year the district received the Certificate of Achievement (COA) in financial reporting through the Government Finance Officers Association, which fulfills the EMMA requirement.



Fund > Department Chart: The above chart indicates the fund and each of the departments it supports.

Audit Fund**2024 RESULTS***In Progress:*

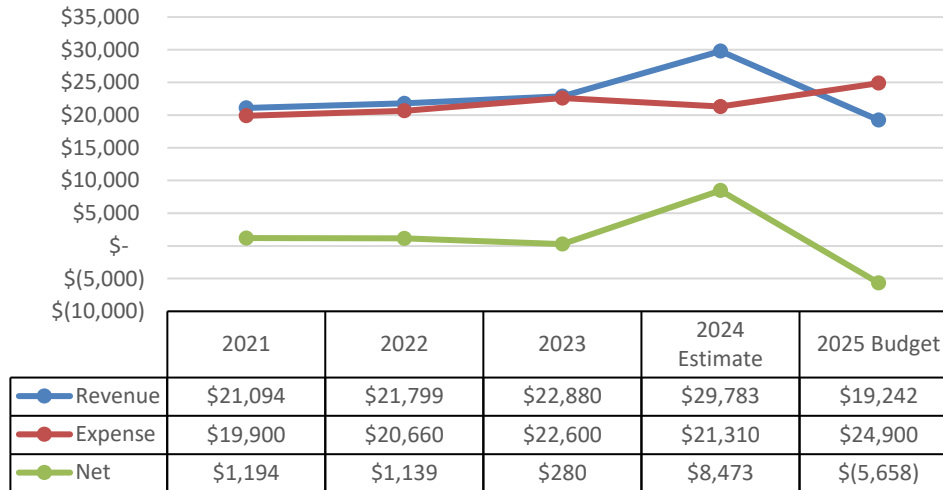
- Continue to focus on getting the Audit Fund's fund balance within the 25% fund balance target by December 31, 2028, with an ending fund balance of 60% by December 31, 2024.
 - *The fund balance is currently on track.*

2025 GOALS***Financial Strength***

1. Continue to focus on getting the Audit Fund's fund balance within the 25% fund balance target by December 31, 2029, with an ending fund balance of 96% by December 31, 2025.
Performance Measure: Fund balances of 96% at year end

Audit Fund

Historical Analysis

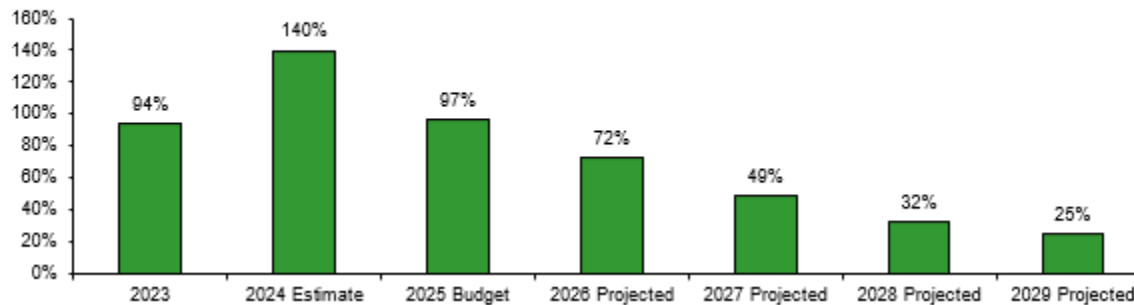


2025 Expense Distribution

100% Contractual

Audit Fund
Budget Detail

	2023	2024 Estimate	2025 Budget	2026 Projected	2027 Projected	2028 Projected	2029 Projected
Tax Receipts	\$22,880	\$29,783	\$19,242	\$20,012	\$20,812	\$23,145	\$26,170
Total Revenue	\$22,880	\$29,783	\$19,242	\$20,012	\$20,812	\$23,145	\$26,170
Contractual	\$22,600	\$21,310	\$24,900	\$25,647	\$26,416	\$27,209	\$28,025
Total Expenses	\$22,600	\$21,310	\$24,900	\$25,647	\$26,416	\$27,209	\$28,025
Net	\$280	\$8,473	(\$5,658)	(\$5,635)	(\$5,604)	(\$4,064)	(\$1,855)
Fund Balance	\$21,325	\$29,798	\$24,140	\$18,505	\$12,900	\$8,836	\$6,981

Fund Balance


Park District of Oak Park Mission: *In partnership with the community, we enrich lives by providing meaningful experiences through programs, parks, and facilities.*

ANNUAL BUDGET ESTIMATE - ALL

Amended - 2025-2026

Park District of Oak Park

FY 2024

Account	2024		2025	
	Estimate (\$)	Requested (\$)	Recommended (\$)	Approved (\$)
Fund: 17 Audit				
Revenue				
17-00-41-14100 PROPERTY TAX - CURRENT YEAR	29,782.88	31,242.00	19,242.00	19,242.00
Expenditure				
17-00-52-00299 CONTRACTUAL SERVICES - OTHER	21,310.00	24,900.00	24,900.00	24,900.00
Detail Description	Quantity	Unit Amount (\$)	Amount (\$)	
Annual Audit	1.00	19,400.00	19,400.00	
Grant Audits	0.00	0.00	0.00	
GASB 74/75 Actuary Services	1.00	3,500.00	3,500.00	
Fixed Asset Services	1.00	2,000.00	2,000.00	
Total Revenue	\$29,782.88	\$31,242.00	\$19,242.00	\$19,242.00
Total Expenditure	\$21,310.00	\$24,900.00	\$24,900.00	\$24,900.00
Net	\$8,472.88	\$6,342.00	-\$5,658.00	-\$5,658.00
Report Total Revenue	\$29,782.88	\$31,242.00	\$19,242.00	\$19,242.00
Report Total Expenditure	\$21,310.00	\$24,900.00	\$24,900.00	\$24,900.00
Report Total Net	\$8,472.88	\$6,342.00	-\$5,658.00	-\$5,658.00

Recreation Fund

Description

The Recreation Fund is a special revenue fund, operating on the modified accrual basis of accounting.

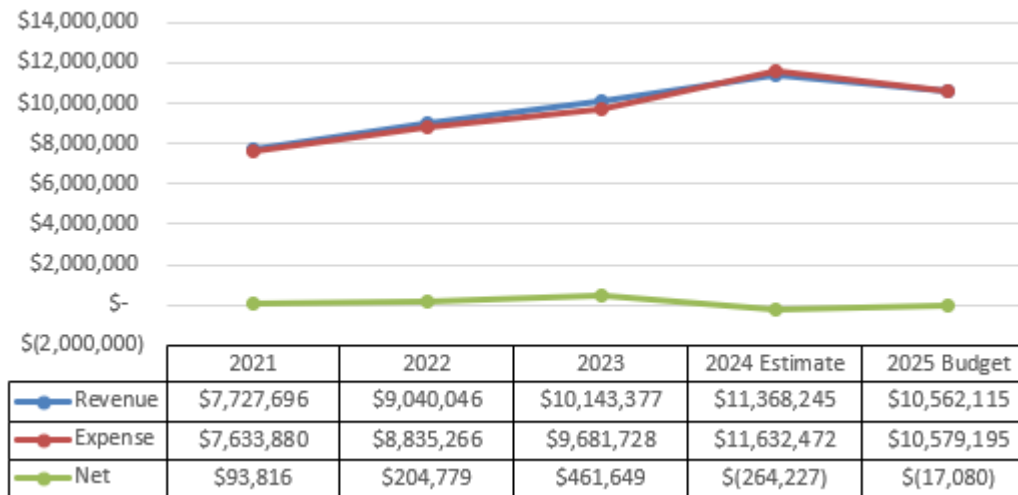
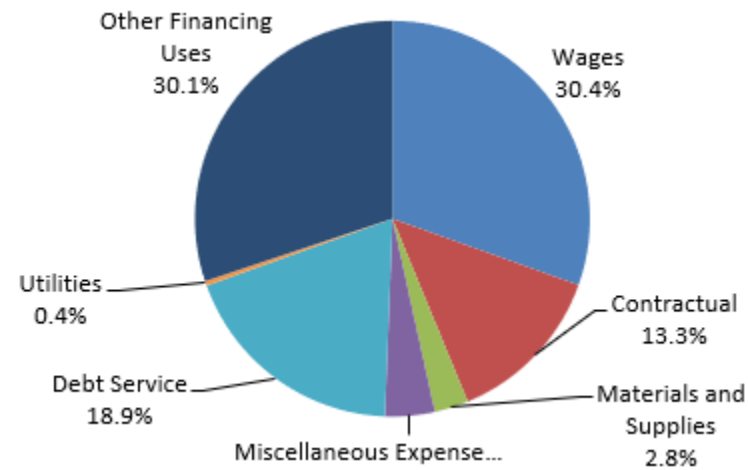
The Recreation Fund accounts for recreation program operations and has budgets detailed by program areas. Tax Receipts and Program fees are the leading revenue sources for the Recreation Fund. For 2025, program fees are budgeted to generate \$5.22 million. Property taxes are expected to be \$5.23 million for 2025.

Debt service payments are budgeted to be \$2.00 million and transfers to the Capital Projects fund are expected to be \$3.19 million in 2025.

Personnel

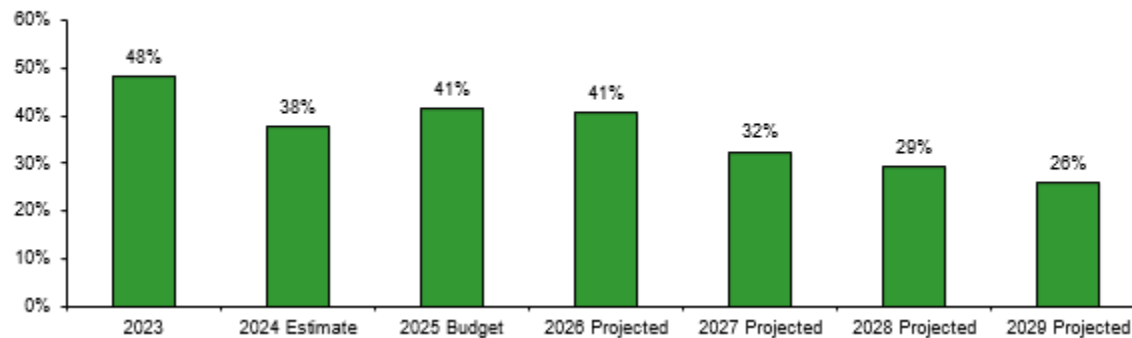
Staffing has been stable in the recreation fund over the last few years but decreased for 2021 due to operational impacts of Covid-19. In 2017, the Communications Department moved to the Recreation Fund from the Corporate Fund for tax reasons.

	<u>2020</u>	<u>2021</u>	<u>2022</u>	<u>2023</u>	<u>2024</u>	<u>2025</u>
Recreation	9	8	10	11	11	11
Communications	3	2	2	2	3	3
Guest Services	3	2	2	2	3	2
Cheney Mansion	<u>1</u>	<u>1</u>	<u>2</u>	<u>2</u>	<u>2</u>	<u>2</u>
Total	16	13	16	17	19	18

Historical Analysis

2025 Expense Distribution


Budget Detail
Recreation Fund cont.

	2023	2024 Estimate	2025 Budget	2026 Projected	2027 Projected	2028 Projected	2029 Projected
Tax Receipts	\$4,879,378	\$5,063,114	\$5,228,206	\$5,387,334	\$4,577,828	\$4,760,941	\$4,929,378
Fees and Charges	\$575,325	\$1,368,000	\$0	\$0	\$0	\$0	\$0
Rental Income	\$0	\$0	\$0	\$0	\$0	\$0	\$0
Miscellaneous Revenue	\$0	\$771	\$0	\$0	\$0	\$0	\$0
Sponsorship & Donations	\$50,367	\$184,961	\$111,165	\$114,500	\$117,935	\$121,473	\$125,117
Program Revenue	\$4,638,308	\$4,751,399	\$5,222,744	\$5,379,426	\$5,540,809	\$5,710,089	\$5,884,448
Total Revenue	\$10,143,377	\$11,368,245	\$10,562,115	\$10,881,260	\$10,236,571	\$10,592,503	\$10,938,943
Wages	\$2,816,463	\$3,502,562	\$3,220,339	\$3,316,949	\$3,416,458	\$3,518,951	\$3,624,520
Contractual	\$1,273,089	\$1,213,994	\$1,410,132	\$1,452,436	\$1,496,009	\$1,540,889	\$1,587,116
Materials and Supplies	\$265,636	\$281,456	\$294,534	\$303,370	\$312,471	\$321,845	\$331,501
Benefits	\$0	\$0	\$0	\$0	\$0	\$0	\$0
Miscellaneous Expense	\$201,308	\$371,994	\$429,002	\$441,872	\$455,128	\$468,782	\$482,846
Debt Service	\$2,047,400	\$2,142,650	\$1,999,150	\$2,086,650	\$2,110,400	\$2,134,400	\$2,153,400
Utilities	\$25,687	\$59,877	\$39,900	\$41,097	\$42,330	\$43,600	\$44,908
Other Financing Uses	\$3,052,145	\$4,059,938	\$3,186,138	\$3,220,437	\$3,222,550	\$2,924,725	\$3,020,968
Total Expenses	\$9,681,728	\$11,632,472	\$10,579,195	\$10,862,811	\$11,055,346	\$10,953,193	\$11,245,257
Net	\$461,649	(\$264,227)	(\$17,080)	\$18,449	(\$818,774)	(\$360,690)	(\$306,314)
Fund Balance	\$4,663,724	\$4,399,497	\$4,382,417	\$4,400,866	\$3,582,092	\$3,221,401	\$2,915,087

Fund Balance


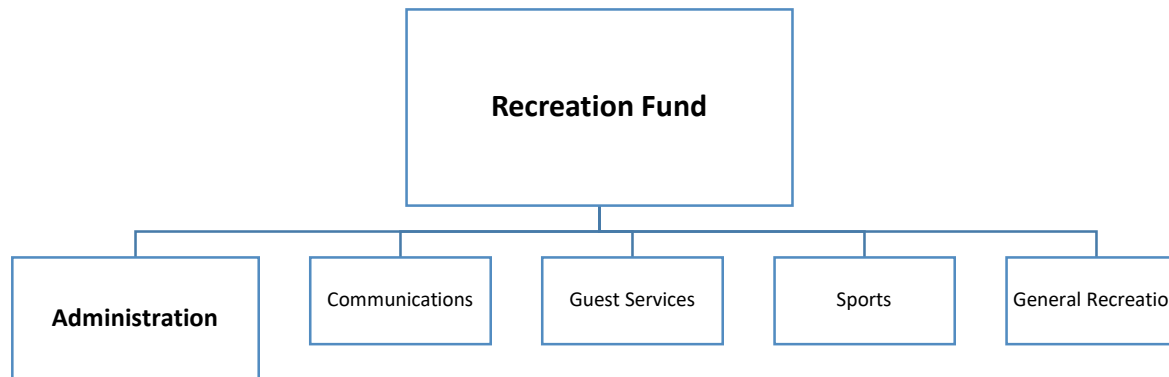
RECREATION ADMINISTRATION

Statement of Service

The Recreation Administration department provides guidance to the recreation team for successful operations, in addition to engaging the Oak Park community to build meaningful partnerships.

Description

Recreation Administration is responsible for system wide program and services oversight, affiliate relations, equipment and services that support the entire department operationally such as training. Staffing includes the Superintendent of Recreation, Program Managers, Program Supervisors, Program Coordinators, Recreational Interns, and department wide support staff.



Fund > Department Chart: The above chart indicates the fund and each of the departments it supports.

Recreation Administration

2024 RESULTS

Accomplished:

- ✓ Secured \$100,000 in new funding through grants from individuals, businesses, and foundations to support programming at the CRC.
- ✓ Evaluated and implemented changes to financial assistance program, increasing participation in the program by 5%.

2025 GOALS

Community & Customer Focused

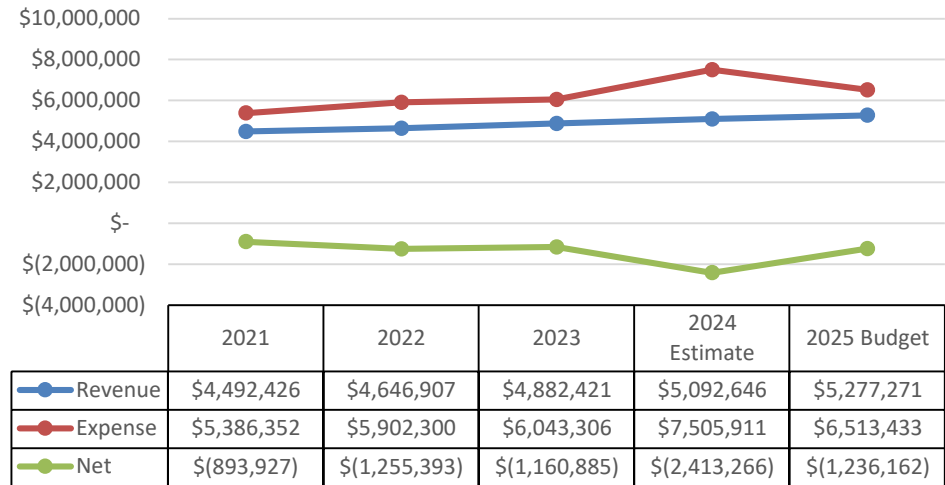
1. Transfer \$1.971 million to the capital budget by December 31, 2025.
Performance Measure: Fund balances above 25%



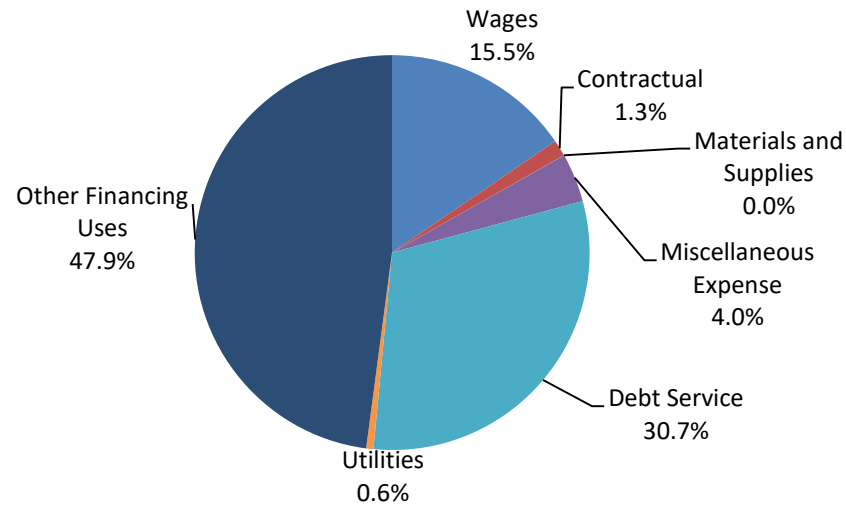
Summer campers love their counselors!

Recreation Administration

Historical Analysis



2025 Expense Distribution



Recreation Administration
Budget Detail

	2021	2022	2023	2024 Estimate	2025 Budget
Tax Receipts	\$4,474,073	\$4,606,442	\$4,879,378	\$5,063,114	\$5,228,206
Miscellaneous Revenue	\$0	\$15,097	\$0	\$771	\$0
Sponsorship & Donations	\$18,353	\$25,367	\$3,043	\$28,761	\$49,065
Total Revenue	\$4,492,426	\$4,646,907	\$4,882,421	\$5,092,646	\$5,277,271
Wages	\$575,985	\$692,758	\$849,692	\$1,067,889	\$1,007,172
Contractual	\$7,251	\$16,523	\$14,013	\$67,335	\$86,370
Materials and Supplies	\$91	\$3,164	\$1,174	\$1,500	\$1,500
Miscellaneous Expense	\$81,328	\$97,927	\$124,943	\$240,336	\$260,460
Debt Service	\$1,783,000	\$2,033,558	\$2,047,400	\$2,142,650	\$1,999,150
Utilities	\$26,952	\$24,155	\$11,389	\$28,099	\$39,900
Other Financing Uses*	\$2,911,744	\$3,034,215	\$2,994,695	\$3,958,102	\$3,118,881
Total Expenses	\$5,386,352	\$5,902,300	\$6,043,306	\$7,505,911	\$6,513,433
Net	(\$893,927)	(\$1,255,393)	(\$1,160,885)	(\$2,413,266)	(\$1,236,162)

*Other Financing Uses: Employee Health Insurance Transfer, Fund Transfer Out, Capital Projects Contribution

ANNUAL BUDGET ESTIMATE - ALL

Amended - 2025-2026

Park District of Oak Park

FY 2024

Account	2024		2025	
	Estimate (\$)	Requested (\$)	Recommended (\$)	Approved (\$)
Fund: 20 Recreation				
Revenue				
20-00-41-14100 PROPERTY TAX - CURRENT YEAR	5,063,113.85	5,311,206.00	5,228,206.00	5,228,206.00
20-00-45-09999 NON RESIDENT FEES				
20-00-45-14505 MISCELLANEOUS REVENUE	770.60			
20-00-46-14600 GRANTS AND DONATIONS				
20-00-46-14602 SCHOLARSHIP - TOWNSHIP	10,000.00	10,000.00	10,000.00	10,000.00
Detail Description	Quantity	Unit Amount (\$)	Amount (\$)	
Township Contribution	1.00	10,000.00	10,000.00	
20-00-46-14603 SCHOLARSHIP DONATIONS	18,761.06	39,065.00	39,065.00	39,065.00
Detail Description	Quantity	Unit Amount (\$)	Amount (\$)	
Donations	1.00	6,000.00	6,000.00	
FLW Scholarship Proceeds	1.00	33,065.00	33,065.00	
Expenditure				
20-00-51-00111 WAGES - FULL TIME	802,000.00	845,381.00	712,438.00	712,438.00

ANNUAL BUDGET ESTIMATE - ALL

Amended - 2025-2026

Park District of Oak Park

FY 2024

Account	2024		2025			
	Estimate (\$)	Requested (\$)	Recommended (\$)	Approved (\$)		
20-00-51-00122	265,889.00	286,744.92	294,734.30	294,734.30		
WAGES - PART TIME						
Detail Description	Hourly Rate	Hours Per Day	Days Per Week	Number of Weeks	Employees	Amount (\$)
bus drivers	20.00	2.00	5.00	50.00	2	20,000.00
Part-time Employee Paid Time Off	0.00	0.00	0.00	0.00	0	7,724.30
Intern	15.00	7.50	5.00	12.00	2	13,500.00
Facility Attendants	15.50	4.50	5.00	52.00	6	108,810.00
Pop-up Park Staff	15.00	6.00	5.00	11.00	1	4,950.00
Sports Coordinator	18.50	4.00	4.00	52.00	1	15,392.00
Afterschool Coordinator	18.50	5.00	5.00	52.00	1	24,050.00
Early Childhood Coordinator	22.00	7.00	4.00	52.00	1	32,032.00
Active Adult Coordinator	22.00	3.50	3.00	52.00	2	24,024.00
Facility Attendant coordinator	18.50	7.00	4.00	52.00	1	26,936.00
Contracted sports coordinator	18.50	3.00	6.00	52.00	1	17,316.00
20-00-52-00260	1,000.00	1,000.00				1,000.00
PROPERTY REPAIR						
Detail Description	Quantity	Unit Amount (\$)	Amount (\$)			
Misc. Equipment	1.00	1,000.00	1,000.00			
20-00-52-00265	3,500.00	3,500.00				2,500.00
FLEET SERVICE						
Detail Description	Quantity	Unit Amount (\$)	Amount (\$)			
Fuel and repairs	1.00	2,500.00	2,500.00			
20-00-52-00270	62,835.00	56,470.00				82,870.00
CONTRACTUAL - OTHER						
Detail Description	Quantity	Unit Amount (\$)	Amount (\$)			
Accessible Bus Lease	1.00	21,913.00	21,913.00			
Bus Lease	1.00	20,957.00	20,957.00			
Transportation	1.00	30,000.00	30,000.00			
External Printing	1.00	10,000.00	10,000.00			

ANNUAL BUDGET ESTIMATE - ALL

Amended - 2025-2026

Park District of Oak Park

FY 2024

Account			2024			2025		
			Estimate (\$)	Requested (\$)	Recommended (\$)	Approved (\$)		
20-00-53-00399			1,000.00	1,000.00	1,000.00	1,000.00		
SUPPLIES - OTHER								
Detail Description	Quantity	Unit Amount (\$)	Amount (\$)					
meeting supplies	1.00	500.00	500.00					
facility attendant staff shirts	1.00	500.00	500.00					
20-00-53-00420			500.00	500.00	500.00	500.00		
FURNISHINGS								
Detail Description	Quantity	Unit Amount (\$)	Amount (\$)					
Tables and Chairs	1.00	500.00	500.00					
20-00-56-00600			500.00	1,000.00	1,000.00	1,000.00		
EMPLOYEE RECOGNITION								
20-00-56-00605			14,000.00	15,500.00	15,500.00	15,500.00		
CONFERENCE AND TRAINING								
Detail Description	Quantity	Unit Amount (\$)	Amount (\$)					
Manager Trainings	2.00	1,500.00	3,000.00					
Supervisor Trainings	8.00	1,000.00	8,000.00					
Deputy Director	1.00	2,500.00	2,500.00					
Program Coordinator trainings	4.00	500.00	2,000.00					
20-00-56-00606								
CONTINUING EDUCATION								
20-00-56-00610			7,500.00	7,460.00	7,460.00	7,460.00		
DUES AND SUBSCRIPTIONS								
Detail Description	Quantity	Unit Amount (\$)	Amount (\$)					
IPRA Membership	15.00	264.00	3,960.00					
ACA fees	1.00	3,500.00	3,500.00					

ANNUAL BUDGET ESTIMATE - ALL

Amended - 2025-2026

Park District of Oak Park

FY 2024

Account			2024	2025		
			Estimate (\$)	Requested (\$)	Recommended (\$)	Approved (\$)
20-00-56-00615			500.00	1,500.00	1,500.00	1,500.00
EMPLOYEE TRAVEL REIMBURSEMENT						
Detail Description	Quantity	Unit Amount (\$)	Amount (\$)			
Mileage Reimbursement	1.00	1,500.00	1,500.00			
20-00-56-09999			5,000.00	5,000.00	5,000.00	5,000.00
NON-RESIDENT FEE EXPENSE						
Detail Description	Quantity	Unit Amount (\$)	Amount (\$)			
Volunteer Event	1.00	2,000.00	2,000.00			
Innovation Team seed funds	1.00	3,000.00	3,000.00			
20-00-56-14602			10,000.00	10,000.00	10,000.00	10,000.00
SCHOLARSHIP - TOWNSHIP						
Detail Description	Quantity	Unit Amount (\$)	Amount (\$)			
Town Scholarship Support	1.00	10,000.00	10,000.00			
20-00-56-14603			202,836.37	220,000.00	220,000.00	220,000.00
SCHOLARSHIP- PDOP						
Detail Description	Quantity	Unit Amount (\$)	Amount (\$)			
Scholarship	1.00	100,000.00	100,000.00			
Tiered Pricing	1.00	120,000.00	120,000.00			
20-00-57-00652						
2012 BOND PAYMENT - INTEREST						
20-00-57-00653						
2012 BOND PAYMENT - PRINCIPAL						
20-00-57-00654						
2013 BOND PAYMENT - PRINCIPAL						

ANNUAL BUDGET ESTIMATE - ALL

Amended - 2025-2026

Park District of Oak Park

FY 2024

Account	2024	2025		
	Estimate (\$)	Requested (\$)	Recommended (\$)	Approved (\$)
20-00-57-00655 2013 BOND PAYMENT - INTEREST				
20-00-57-00656 2019 BOND PAYMENT - PRINCIPAL				
20-00-57-00657 2019 BOND PAYMENT - INTEREST	301,400.00	301,400.00	301,400.00	301,400.00
20-00-57-00658 2020 BOND PAYMENT - PRINCIPAL	1,350,000.00	1,270,000.00	1,270,000.00	1,270,000.00
20-00-57-00659 2020 BOND PAYMENT - INTEREST	326,250.00	262,750.00	262,750.00	262,750.00
20-00-57-00660 2021 BOND PAYMENT - PRINCIPAL				
20-00-57-00661 2021 BOND PAYMENT - INTEREST	165,000.00	165,000.00	165,000.00	165,000.00
20-00-58-00820 TELECOMMUNICATIONS	28,098.67	39,900.00	39,900.00	39,900.00
20-00-63-00500 EMPLOYEE HEALTH INSURANCE TRANSFER	164,734.00	217,840.00	147,438.00	147,438.00
20-00-63-00900 FUND TRANSFER OUT	2,200,000.00	1,800,000.00	1,300,000.00	1,300,000.00
20-00-63-00950 CAPITAL PROJECTS CONTRIBUTION	1,593,368.00	1,671,443.00	1,671,443.00	1,671,443.00

Account	2024	2025		
	Estimate (\$)	Requested (\$)	Recommended (\$)	Approved (\$)
Total Revenue	\$5,092,645.51	\$5,360,271.00	\$5,277,271.00	\$5,277,271.00
Total Expenditure	\$7,505,911.04	\$7,183,388.92	\$6,513,433.30	\$6,513,433.30
Net	-\$2,413,265.53	-\$1,823,117.92	-\$1,236,162.30	-\$1,236,162.30
Report Total Revenue	\$5,092,645.51	\$5,360,271.00	\$5,277,271.00	\$5,277,271.00
Report Total Expenditure	\$7,505,911.04	\$7,183,388.92	\$6,513,433.30	\$6,513,433.30
Report Total Net	-\$2,413,265.53	-\$1,823,117.92	-\$1,236,162.30	-\$1,236,162.30

COMMUNICATIONS & MARKETING

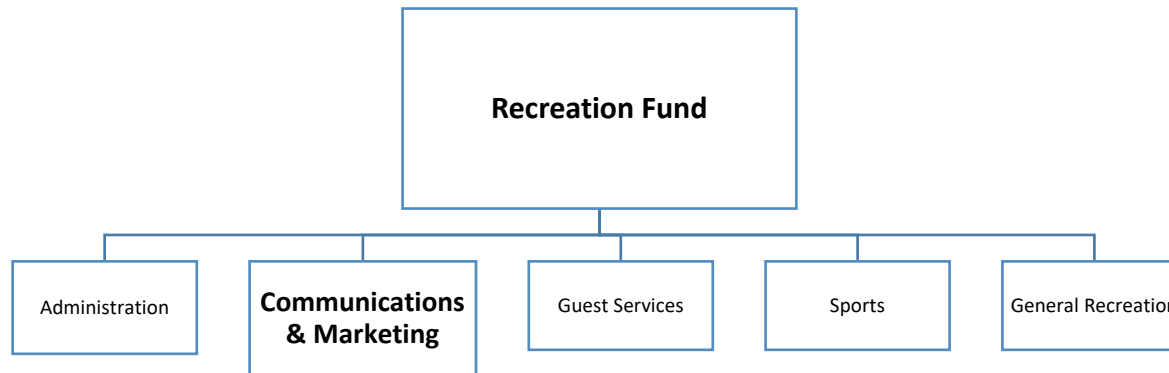
Statement of Service

The Communications and Marketing department aims to build and foster community connections through engaging, relevant, and inclusive marketing and communications.

Description

Communications and Marketing is responsible for all communications related to parks and facilities, including site planning and capital improvement projects as well as marketing efforts for all programming and special events, including four seasonal program catalogues, website management, social media, newsletters, and promotional materials. Sponsorship is also included in this area.

Most of this area is funded by revenues from the recreation fund with a small amount of revenues generated by the sale of advertisements and sponsorships.



Fund > Department Chart: The above chart indicates the fund and each of the departments it supports.

Communications & Marketing

2024 RESULTS

Accomplished:

- ✓ Mailed a postcard to Oak Park residents with content dedicated to the Park District's financial assistance opportunities. This postcard contributed to a 33% increase in Financial Assistance participation.
- ✓ Purchased sustainable giveaways for distribution at four (4+) community events including the Chamber of Commerce Health & Wellness Fair, Farmer's Market, Oaktobertfest, OPALGA+ Summer Picnic, Hispanic Heritage and Juneteenth events.
- ✓ Increased the number of households served in PDOP programs to 47%

In Progress:

- Conduct four focus groups, two with Park District participants and two groups with non-Park District participants, from a random sample of community members to explore quantitative findings from the 2023 Community Survey.
 - Four groups have been scheduled for early December. The audience has been revised to accommodate District needs and will include Adults and Caregivers of kids under six. The purpose of these groups is to explore opportunities for Adult 21+ and Early Childhood Enrichment program and communication opportunities.

2025 GOALS**Financial Strength**

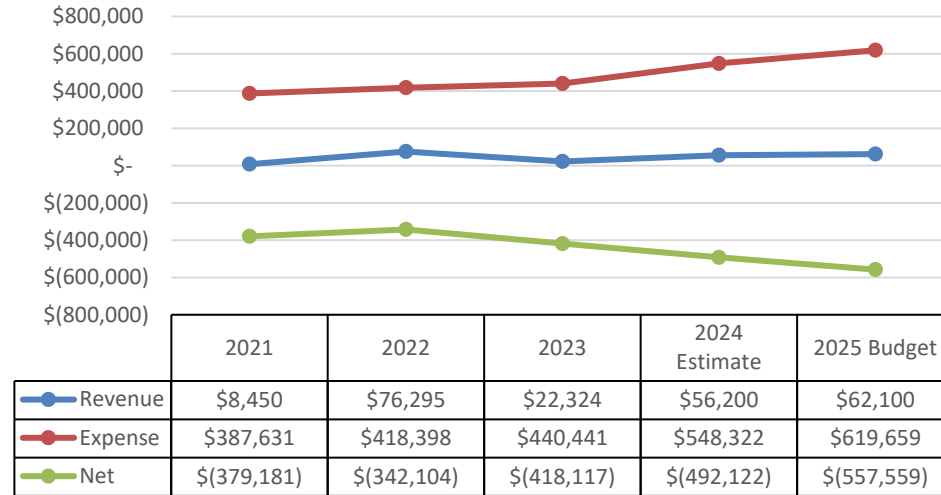
1. Purchase a large-format printer to print 30 indoor/outdoor banners in-house by December 31, 2025. *Performance Measure: Number of households served*
2. Host one Sponsorship After-Hours event at Pleasant Home in February in partnership with the Chamber of Commerce to increase sponsorship revenue by 10% by December 31, 2025. *Performance Measure: % revenue received from non-tax sources*

Community & Customer Focused

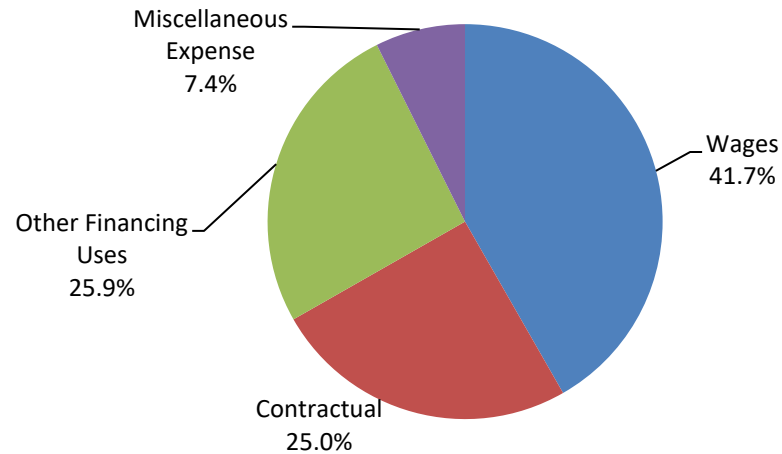
1. Increase the number of households served in PDOP programs to 50% by December 31, 2025. *Performance Measure: Number of households served*
2. Develop and roll out a video highlighting the agency annual report by March 31, 2025. *Performance Measure: Communications Survey*
3. Develop video communications about the Community Strategic Master Plan to distribute throughout the community by December 31, 2025. *Performance Measure: Communications Survey*

Communications & Marketing

Historical Analysis



2025 Expense Distribution



Communications & Marketing
Budget Detail

	2021	2022	2023	2024 Estimate	2025 Budget
Sponsorship & Donations	\$8,450	\$76,295	\$22,324	\$56,200	\$62,100
Total Revenue	\$8,450	\$76,295	\$22,324	\$56,200	\$62,100
Wages	\$104,830	\$174,677	\$206,056	\$241,000	\$258,575
Contractual	\$87,423	\$112,683	\$119,826	\$132,650	\$155,050
Miscellaneous Expense	\$142,858	\$71,252	\$75,442	\$128,294	\$160,378
Other Financing Uses*	\$52,521	\$59,787	\$39,117	\$46,378	\$45,656
Total Expenses	\$387,631	\$418,398	\$440,441	\$548,322	\$619,659
Net	(\$379,181)	(\$342,104)	(\$418,117)	(\$492,122)	(\$557,559)

*Other Financing Uses: Employee Health Insurance Transfer

ANNUAL BUDGET ESTIMATE - ALL

Amended - 2025-2026

Park District of Oak Park

FY 2024

Account	2024		2025			
	Estimate (\$)	Requested (\$)	Recommended (\$)	Approved (\$)		
Fund: 20 Recreation						
Revenue						
20-05-46-14670	56,200.00	62,100.00	62,100.00	62,100.00		
Advertisements/Sponsorships						
Detail Description	Quantity	Unit Amount (\$)	Amount (\$)			
Movies in the Park	4.00	375.00	1,500.00			
Summer Concerts	11.00	500.00	5,500.00			
Community Events: On-site	10.00	250.00	2,500.00			
Community Events: Presenting	2.00	1,000.00	2,000.00			
Program Guide	2.00	8,000.00	16,000.00			
Dashboards	9.00	1,100.00	9,900.00			
Ridgeland Common Sports Field	2.00	1,250.00	2,500.00			
Tennis Court Banners	4.00	500.00	2,000.00			
Pool Banners	4.00	800.00	3,200.00			
Dog Park Banners	4.00	500.00	2,000.00			
FLW Races: sponsorships	1.00	15,000.00	15,000.00			
Expenditure						
20-05-51-00111	204,000.00	214,220.00	214,220.00	214,220.00		
WAGES - FULL TIME						
20-05-51-00122	37,000.00	51,308.32	44,355.40	44,355.40		
WAGES - PART TIME						
Detail Description	Hourly Rate	Hours Per Day	Days Per Week	Number of Weeks	Employees	Amount (\$)
Part-time Employee Paid Time Off	0.00	0.00	0.00	0.00	0	1,058.38
Sponsorship Cord. Jan - Sept	20.80	6.00	3.00	39.00	1	14,601.60
Sponsorship Coord. Oct - Dec	21.63	6.00	3.00	13.00	1	5,061.42
Social Media Specialist - Jan - Sept	25.00	6.00	3.00	39.00	1	17,550.00
Social Media Specialist - Oct - Dec	26.00	6.00	3.00	13.00	1	6,084.00

ANNUAL BUDGET ESTIMATE - ALL

Amended - 2025-2026

Park District of Oak Park

FY 2024

Account			2024	2025		
			Estimate (\$)	Requested (\$)	Recommended (\$)	Approved (\$)
20-05-52-00209			54,000.00	64,750.00	64,750.00	64,750.00
Copying and Printing - External						
Detail Description	Quantity	Unit Amount (\$)	Amount (\$)			
Postcards	4.00	8,600.00	34,400.00			
Multipage Flyer (Nov)	1.00	8,600.00	8,600.00			
Historic Homes Marketing Materials	1.00	1,500.00	1,500.00			
FLW Postcards	1.00	350.00	350.00			
Name Tags (Temporary & Permanent)	75.00	20.00	1,500.00			
Misc Printing	1.00	1,000.00	1,000.00			
OP/FYI General Inserts	6.00	1,700.00	10,200.00			
OP/FYI Summer Camp/Pool Insert	2.00	3,100.00	6,200.00			
CRC Marketing Material	1.00	1,000.00	1,000.00			
20-05-52-00221			78,650.00	90,300.00	90,300.00	90,300.00
Program Guide						
Detail Description	Quantity	Unit Amount (\$)	Amount (\$)			
Program Guide Design Contractual	2.00	5,000.00	10,000.00			
Printing	2.00	35,000.00	70,000.00			
Delivery	2.00	5,000.00	10,000.00			
Uberflip	12.00	25.00	300.00			
20-05-52-00650						
BANK SERVICE CHARGE						

Account	2024	2025		
	Estimate (\$)	Requested (\$)	Recommended (\$)	Approved (\$)
20-05-56-00222 Marketing	72,830.00	88,000.00	99,500.00	99,500.00

ANNUAL BUDGET ESTIMATE - ALL

Amended - 2025-2026

Park District of Oak Park

FY 2024

Account				2024	2025	
				Estimate (\$)	Requested (\$)	Approved (\$)
Detail Description	Quantity	Unit Amount (\$)	Amount (\$)			
Dashboard Lexan replacement	10.00	150.00	1,500.00			
Sprout Social	1.00	1,500.00	1,500.00			
Dropbox	1.00	600.00	600.00			
Canva	1.00	150.00	150.00			
QR Code Generator	1.00	600.00	600.00			
Stock Photos	1.00	500.00	500.00			
4th of July Parade	1.00	3,500.00	3,500.00			
FLW Misc Expenses	1.00	500.00	500.00			
Promotional Items	1.00	5,000.00	5,000.00			
Misc Signage	1.00	1,000.00	1,000.00			
Misc Supplies	1.00	300.00	300.00			
Community Meetings	2.00	150.00	300.00			
Agency Showcase	1.00	300.00	300.00			
Social Media	1.00	6,000.00	6,000.00			
Pop-In Web Mkt	1.00	600.00	600.00			
REACH Screens	3.00	950.00	2,850.00			
Constant Contact Enews	1.00	3,500.00	3,500.00			
Videos	2.00	8,000.00	16,000.00			
My Sticky Menu - website	1.00	50.00	50.00			
Zenfolio	1.00	100.00	100.00			
DIOV Supplies	1.00	300.00	300.00			
Focus Groups	4.00	4,500.00	18,000.00			
CRC Signage	1.00	2,000.00	2,000.00			
Pool Signage	1.00	2,500.00	2,500.00			
Graphic Design	40.00	40.00	1,600.00			
Printer - Large Format	1.00	6,000.00	6,000.00			
Printing Supplies	1.00	2,500.00	2,500.00			
Field Center Grand Opening	1.00	1,000.00	1,000.00			
Field Center Signage	1.00	2,500.00	2,500.00			
Field Center Plaque	1.00	4,000.00	4,000.00			
Field Center Marketing	1.00	2,000.00	2,000.00			
Rehm Pool Grand Opening	1.00	750.00	750.00			
Andersen Park Grand Opening	1.00	500.00	500.00			
Sponsorship Business After-hours Meeting	1.00	1,000.00	1,000.00			

ANNUAL BUDGET ESTIMATE - ALL

Amended - 2025-2026

Park District of Oak Park

FY 2024

Account				2024	2025		
				Estimate (\$)	Requested (\$)	Recommended (\$)	Approved (\$)
Agency Video	1.00	10,000.00	10,000.00				
20-05-56-00225				50,700.00	54,850.00	54,850.00	54,850.00
Advertising							
Detail Description	Quantity	Unit Amount (\$)	Amount (\$)				
Cheney Mansion (HCG, WS, WW)	1.00	14,000.00	14,000.00				
Pleasant Home (HCG)	1.00	1,200.00	1,200.00				
OPC (HCG)	1.00	1,200.00	1,200.00				
OPC - Plant Market Ads (Print)	4.00	500.00	2,000.00				
Historic Properties (Google Ads)	3.00	550.00	1,650.00				
Ice Rink Ads	2.00	700.00	1,400.00				
Print Misc (Answer Book, OPRF Hockey, Program)	8.00	300.00	2,400.00				
FLW Ads	1.00	500.00	500.00				
Videos	3.00	7,500.00	22,500.00				
Misc (Referendum Adv)	1.00	2,500.00	2,500.00				
Misc	2.00	250.00	500.00				
OPC (Radio)	4.00	1,000.00	4,000.00				
New Wedding Listing	1.00	1,000.00	1,000.00				
20-05-56-00605				4,500.00	4,500.00	5,500.00	5,500.00
CONFERENCE AND TRAINING							
Detail Description	Quantity	Unit Amount (\$)	Amount (\$)				
PT Staff Trainings	2.00	500.00	1,000.00				
Director Training	1.00	2,500.00	2,500.00				
Specialist Trainings	2.00	1,000.00	2,000.00				
20-05-56-00610				264.00	264.00	528.00	528.00
DUES AND SUBSCRIPTIONS							
Detail Description	Quantity	Unit Amount (\$)	Amount (\$)				
IPRA Memberships	2.00	264.00	528.00				

ANNUAL BUDGET ESTIMATE - ALL

Amended - 2025-2026

Park District of Oak Park

FY 2024

Account	2024	2025		
	Estimate (\$)	Requested (\$)	Recommended (\$)	Approved (\$)
20-05-63-00500 EMPLOYEE HEALTH INSURANCE TRANSFER	46,378.00	45,656.00	45,656.00	45,656.00
Total Revenue	\$56,200.00	\$62,100.00	\$62,100.00	\$62,100.00
Total Expenditure	\$548,322.00	\$613,848.32	\$619,659.40	\$619,659.40
Net	-\$492,122.00	-\$551,748.32	-\$557,559.40	-\$557,559.40
Report Total Revenue	\$56,200.00	\$62,100.00	\$62,100.00	\$62,100.00
Report Total Expenditure	\$548,322.00	\$613,848.32	\$619,659.40	\$619,659.40
Report Total Net	-\$492,122.00	-\$551,748.32	-\$557,559.40	-\$557,559.40

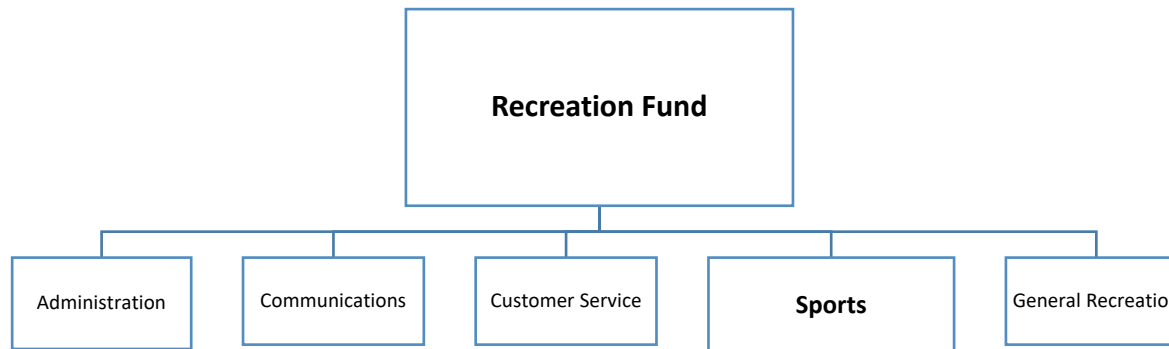
SPORTS

Statement of Service

The Sports department aims to provide personal enjoyment and fitness opportunities through quality programming and camps for Oak Park.

Description

This area includes programs for all ages with an emphasis on healthy living and sports skill development. This area includes youth sports and adult sports. The youth athletics includes youth sports programs, leagues and camps, as well as tennis programs. The adult athletics provides athletic opportunities for those 18 years or older in the form of competitive and recreational team league play, drop-in play and individual instruction.



Fund > Department Chart: The above chart indicates the fund and each of the departments it supports.

Sports

2024 RESULTS

Accomplished:

- ✓ Created and implemented a youth track and field program at Oak Park River Forest High School.
- ✓ Expanded the 2023 adult volleyball league by 66% with the 2024 winter volleyball league.

2025 GOALS

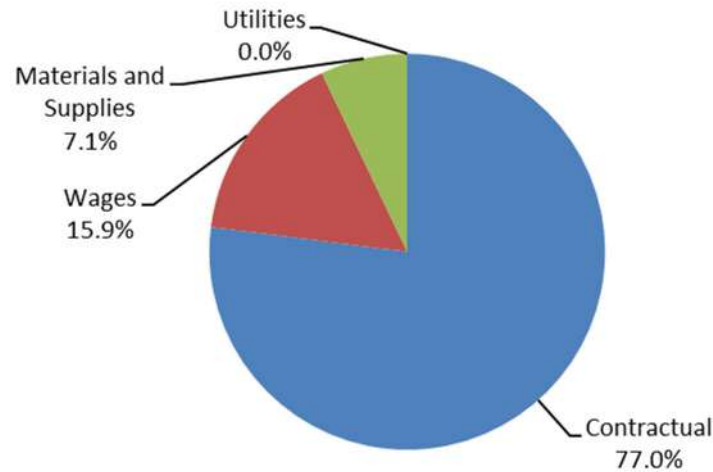
Community & Customer Focused

1. To offer a Friday nights men’s softball league that will total a minimum of four teams but not exceed six teams by September 1, 2025.
Performance Measure: Adult participation
2. To increase overall youth volleyball league participation by 25% by December 31, 2025.
Performance Measure: Youth participation
3. To secure a partnership to provide a youth basketball specialized skill training program with a minimum of 20 participants by December 31, 2025.
Performance Measure: Youth participation



Boys basketball league champions

Sports
Historical Data

2025 Expense Distribution




Sports

Budget Detail

	2021	2022	2023	2024 Estimate	2025 Budget
Fees and Charges	\$0	\$0	\$575,325	\$1,368,000	\$0
Rentals	\$0	\$0	\$0	\$0	\$0
Sponsorships & Donations	\$0	\$0	\$25,000	\$100,000	\$0
Program Revenue	\$1,041,717	\$1,394,989	\$1,454,717	\$1,414,217	\$1,460,728
Total Revenue	\$1,041,717	\$1,394,989	\$2,055,042	\$2,882,217	\$1,460,728
Wages	\$117,151	\$153,847	\$435,475	\$673,497	\$137,054
Contractual	\$459,822	\$627,869	\$660,714	\$575,415	\$663,544
Materials and Supplies	\$24,994	\$33,279	\$100,183	\$75,330	\$61,237
Utilities	\$0	\$0	\$14,298	\$31,778	\$0
Total Expenses	\$601,966	\$814,995	\$1,210,669	\$1,356,021	\$861,835
Net	\$439,751	\$579,994	\$844,373	\$1,526,196	\$598,893

ANNUAL BUDGET ESTIMATE - ALL

Amended - 2025-2026

Park District of Oak Park

FY 2024

Account	2024		2025			
	Estimate (\$)	Requested (\$)	Recommended (\$)	Approved (\$)		
Fund: 20 Recreation						
Revenue						
20-26-49-13750	240,000.00	252,773.00	252,773.00	252,773.00		
YOUTH SPORTS LEAGUES						
Detail Description	Factor	Fee (\$)	Session	Classes	Enrollment	Amount (\$)
Fall Basketball League 1st-2nd grade (CRC)	1.00	117.00	1	1	150	17,550.00
Soccer League	1.00	113.00	2	1	208	47,008.00
Basketball League	1.00	131.00	1	1	475	62,225.00
Tball League	1.00	108.00	2	1	150	32,400.00
Indoor Futsal League (CRC)	1.00	113.00	1	1	120	13,560.00
Volleyball League (CRC)	1.00	113.00	2	1	60	13,560.00
Fall Basketball pre-season	1.00	82.00	1	1	160	17,630.00
Winter Basketball classes	1.00	79.00	3	2	16	7,584.00
Spring-Fall Basketball classes	1.00	90.00	3	4	17	18,360.00
Winter Volleyball classes CRC	1.00	87.00	2	2	17	5,916.00
Spring-Fall Volleyball classes CRC	1.00	100.00	3	2	17	10,200.00
Spring 1st-2nd grade Basketball League	1.00	113.00	1	1	60	6,780.00
20-26-49-13780						
YOUTH SPORTS AND FITNESS						
20-26-49-13800	45,000.00	31,560.00				31,560.00
YOUTH TENNIS						
Detail Description	Factor	Fee (\$)	Session	Classes	Enrollment	Amount (\$)
Summer Tennis Camp	1.00	175.00	5	2	12	21,000.00
Youth Tennis Classes	1.00	110.00	4	3	8	10,560.00

ANNUAL BUDGET ESTIMATE - ALL

Amended - 2025-2026

Park District of Oak Park

FY 2024

Account	2024		2025			
	Estimate (\$)	Requested (\$)	Recommended (\$)	Approved (\$)		
20-26-49-13860	283,000.00	290,862.00	290,862.00	290,862.00		
YOUTH SPORTS DAY CAMPS						
Detail Description	Factor	Fee (\$)	Session	Classes	Enrollment	Amount (\$)
Rookies Sports Camp	1.00	293.00	8	1	29	67,976.00
CRC Afternoon Basketball Camp	1.00	147.00	8	1	21	24,696.00
CRC Lunch Bunch Basketball Camp	1.00	40.00	8	1	9	2,880.00
CRC Lunch Bunch week of July 4th	1.00	33.00	1	1	7	231.00
CRC Basketball Camp Over Time	1.00	284.00	1	1	24	6,816.00
MVPs Sports Camp Week of July 4th	1.00	237.00	1	1	20	4,740.00
Extended Sports Camp Week of July 4th	1.00	90.00	1	1	18	1,620.00
Rookie Sports Camp Week of July 4th	1.00	237.00	1	1	17	4,029.00
Veterans Sports Camp Week of July 4th	1.00	237.00	1	1	18	4,266.00
Veterans Sports Camp	1.00	293.00	8	1	29	67,976.00
MVP Sports Camp	1.00	293.00	8	1	25	58,600.00
Extended Sports Camp	1.00	117.00	8	1	20	18,720.00
CRC Morning Basketball Camp	1.00	147.00	8	1	21	24,696.00
CRC Morning Basketball Camp week of July 4th	1.00	113.00	1	1	22	2,486.00
CRC Afternoon Basketball Camp week of July 4th	1.00	113.00	1	1	10	1,130.00

ANNUAL BUDGET ESTIMATE - ALL

Amended - 2025-2026

Park District of Oak Park

FY 2024

Account	2024		2025			
	Estimate (\$)	Requested (\$)	Recommended (\$)	Approved (\$)		
20-26-49-13870	586,000.00	701,268.00	701,268.00	701,268.00		
YOUTH SPORTS CLINICS						
Detail Description	Factor	Fee (\$)	Session	Classes	Enrollment	Amount (\$)
Aikido	1.00	65.00	4	1	9	2,340.00
Taekwondo	1.00	140.00	4	5	7	19,600.00
Karate	1.00	200.00	4	10	15	120,000.00
Lil Huskies Track Program	1.00	100.00	1	1	20	2,000.00
RISE Girls Field Hockey Spring classes	1.00	170.00	1	3	1	10,710.00
RISE Girls Field Hockey Summer Camp	1.00	175.00	1	2	19	6,650.00
East Ave Lacrosse Spring classes	1.00	319.00	1	10	7	22,330.00
East Ave Lacrosse Fall classes	1.00	215.00	1	10	7	15,050.00
East Ave Lacrosse Summer Camp Jr.	1.00	150.00	1	1	7	1,050.00
East Ave Lacrosse Summer Camp	1.00	185.00	1	2	18	6,660.00
Chicago Fire Soccer classes	1.00	96.00	2	4	28	21,504.00
Chicago Fire 1/2 Day Summer Camp	1.00	188.00	8	1	28	42,112.00
Chicago Fire Full Day Summer Camp	1.00	325.00	8	1	28	72,800.00
1000 Watts Flag Football classes	1.00	345.00	2	1	24	16,560.00
1000 Watts Flag Football Summer Camp	1.00	195.00	1	6	48	56,160.00
NFL Alumni Football Summer Camp	1.00	295.00	1	1	34	10,030.00
Windy City Ninja classes	1.00	179.00	4	4	5	14,320.00
Windy City Ninja Summer Camp	1.00	290.00	1	12	4	13,920.00
Chicago Edge Soccer classes	1.00	102.00	4	10	15	61,200.00
Chicago Edge Soccer Summer Camp 4-6	1.00	130.00	8	1	10	10,400.00
Chicago Edge Soccer Summer Camp 6-14	1.00	243.00	8	1	68	132,192.00
Chicago Edge Soccer Spring Break Camp	1.00	243.00	1	1	32	7,776.00
RISE Girls Field Hockey Fall classes	1.00	170.00	1	2	15	5,100.00
Taylor Basketball classes	1.00	97.00	2	3	11	6,402.00
OPYBS Baseball/Softball classes	1.00	63.00	3	3	10	5,670.00
Fencing classes	1.00	160.00	4	2	6	7,680.00
Boxing classes	1.00	103.00	4	1	6	2,472.00
Chicago Ultimate Frisbee Summer Camp	1.00	130.00	3	1	22	8,580.00

ANNUAL BUDGET ESTIMATE - ALL

Amended - 2025-2026

Park District of Oak Park

FY 2024

Account	2024		2025			
	Estimate (\$)	Requested (\$)	Recommended (\$)	Approved (\$)		
20-26-49-13880 YOUTH SKATEBOARDING PROGRAMS						
Expenditure						
20-26-51-13750 YOUTH SPORTS LEAGUES	18,000.00	19,929.81	19,929.81	19,929.81		
Detail Description	Hourly Rate	Hours Per Day	Days Per Week	Number of Weeks	Employees	Amount (\$)
Soccer League Site Supervisor	16.00	6.50	1.00	12.00	1	1,248.00
Basketball League Score Keepers	15.00	8.00	1.00	10.00	3	3,600.00
Tball Site Supervisor	15.00	6.00	1.00	12.00	1	1,080.00
Basketball League Site Supervisor	16.00	8.00	1.00	10.00	2	2,560.00
Indoor Soccer League Supervisor	15.00	5.50	1.00	6.00	1	495.00
Volleyball League Supervisor	15.00	4.00	1.00	12.00	1	720.00
Spring 1st-2nd grade Basketball Scorekeeper	15.00	3.50	1.00	7.00	1	367.50
In-House Youth Volleyball Head Instructor	16.00	2.50	1.00	40.00	1	1,600.00
In-House Youth Volleyball Assistant Instructor	15.00	2.50	1.00	40.00	1	1,500.00
Basketball class head instructor after Oct. 1	16.50	2.50	1.00	6.00	1	247.50
In-House Assitant Sports Instructor after Oct. 1	15.50	2.50	1.00	6.00	1	232.50
In-House Youth Volleyball Head Instructor after Oc	16.50	2.50	1.00	6.00	1	247.50
In-House Volleyball Assistant after Oct. 1	15.50	2.50	1.00	6.00	1	232.50
1st-2nd Grade Basketball Spring SV	15.00	3.50	1.00	7.00	1	367.50
Fall Basketball League Site Supervisor 1st-2nd	16.00	5.50	1.00	7.00	1	616.00
Fall Basketball League Score keepers 1st-2nd grade	15.50	5.50	1.00	7.00	2	1,193.50
Part-time Employee Paid Time Off	0.00	0.00	0.00	0.00	0	522.31
Basketball Class Head Instructor	16.00	2.50	1.00	40.00	1	1,600.00
In-House Assistant Sports Instructor	15.00	2.50	1.00	40.00	1	1,500.00
20-26-51-13780 YOUTH SPORTS AND FITNESS						
20-26-51-13800 YOUTH TENNIS	8,600.00					

ANNUAL BUDGET ESTIMATE - ALL

Amended - 2025-2026

Park District of Oak Park

FY 2024

Account	2024		2025			
	Estimate (\$)	Requested (\$)	Recommended (\$)	Approved (\$)		
20-26-51-13860	75,000.00	92,921.15	92,921.15	92,921.15		
YOUTH SPORTS DAY CAMPS						
Detail Description	Hourly Rate	Hours Per Day	Days Per Week	Number of Weeks	Employees	Amount (\$)
Rookies Counselors 4th of July week	15.15	8.00	4.00	1.00	4	1,939.20
Veterans Counselors 4th of July week	15.15	8.00	4.00	1.00	4	1,939.20
MVP Counselors 4th of July week	15.15	8.00	4.00	1.00	3	1,454.40
Assistant Site SV 4th of July week	16.00	8.00	4.00	1.00	1	512.00
Basketball Camp Leader 4th of July week	16.00	8.00	5.00	1.00	1	640.00
Basketball Camp Asst. 4th of July week	15.15	8.00	4.00	1.00	2	969.60
Assitant Site SV	16.00	8.00	5.00	8.00	1	5,120.00
Basketball Camp Leader	16.00	7.00	5.00	9.00	1	5,040.00
Basketball Camp Asst.	15.15	7.00	5.00	9.00	2	9,544.50
Training week for staff	15.15	5.00	3.00	1.00	16	3,636.00
Part-time Employee Paid Time Off	0.00	0.00	0.00	0.00	0	2,435.25
Rookies Counselors	15.15	8.00	5.00	8.00	4	19,392.00
Veterans Counselors	15.15	8.00	5.00	8.00	4	19,392.00
MVP Counselors	15.15	8.00	5.00	8.00	3	14,544.00
Extended Counselors	15.15	3.50	5.00	8.00	3	6,363.00
<hr/>						
20-26-51-13870						
YOUTH SPORTS CLINICS						
<hr/>						
20-26-51-13880						
YOUTH SKATEBOARDING PROGRAMS						
<hr/>						
20-26-52-00650	38,570.85	45,300.00				45,300.00
BANK SERVICE CHARGE						

ANNUAL BUDGET ESTIMATE - ALL

Amended - 2025-2026

Park District of Oak Park

FY 2024

Account			2024	2025		
			Estimate (\$)	Requested (\$)	Recommended (\$)	Approved (\$)
20-26-52-13750			28,052.00	30,179.00	30,179.00	30,179.00
YOUTH SPORTS LEAGUES						
Detail Description	Quantity	Unit Amount (\$)	Amount (\$)			
1st-2nd grade Fall basketball League Officials	1.00	3,256.00	3,256.00			
D97 school usage fee practices	1.00	315.00	315.00			
D97 School usage fee Sundays	1.00	4,288.00	4,288.00			
Basketball League Officials	1.00	18,000.00	18,000.00			
D200 usage on Sundays	1.00	4,320.00	4,320.00			
20-26-52-13780						
YOUTH SPORTS AND FITNESS						
20-26-52-13800					22,092.00	22,092.00
YOUTH TENNIS						
Detail Description	Quantity	Unit Amount (\$)	Amount (\$)			
Tennis Contractual Instruction	0.70	31,560.00	22,092.00			
20-26-52-13860			22,500.00	24,425.00	24,425.00	24,425.00
YOUTH SPORTS DAY CAMPS						
Detail Description	Quantity	Unit Amount (\$)	Amount (\$)			
Staff Field Trip Fee (Tickets)	5.00	325.00	1,625.00			
D97 Summer Camp Use Fee	1.00	1,200.00	1,200.00			
Rookies Field Trip Transportation	9.00	275.00	2,475.00			
Veterans Field Trip Transportation	9.00	275.00	2,475.00			
MVP Field Trip Transportation	9.00	275.00	2,475.00			
Rookies Field Trip Fee	9.00	525.00	4,725.00			
Veterans Field Trip Fee	9.00	525.00	4,725.00			
MVP Field Trip Fee	9.00	525.00	4,725.00			

ANNUAL BUDGET ESTIMATE - ALL

Amended - 2025-2026

Park District of Oak Park

FY 2024

Account	2024		2025	
	Estimate (\$)	Requested (\$)	Recommended (\$)	Approved (\$)
20-26-52-13870	420,000.00	496,451.90	496,451.90	496,451.90
YOUTH SPORTS CLINICS				
Detail Description	Quantity	Unit Amount (\$)	Amount (\$)	
Rise Girls Field Hockey Spring Classes	0.70	10,710.00	7,497.00	
Rise Girls Field Hockey Summer Camp	0.70	6,650.00	4,655.00	
RISE Girls Field Hockey Fall Classes	0.70	5,100.00	3,570.00	
Taylor Basketball Classes	0.70	6,402.00	4,481.40	
1000 Watts Flag Football classes	0.70	16,560.00	11,592.00	
1000 Watts Flag Football Summer Camp	0.70	56,160.00	39,312.00	
NFL Alumni Football Summer Camp	0.70	10,030.00	7,021.00	
East Ave Lacrosse Spring Classes	0.75	22,330.00	16,747.50	
East Ave Lacrosse Fall Classes	0.75	15,050.00	11,287.50	
East Ave Lacrosse Summer Camp Jr	0.75	1,050.00	787.50	
East Ave Lacrosse Summer Camp	0.75	6,660.00	4,995.00	
Chicago Edge Soccer Spring Break Camp	0.70	7,776.00	5,443.20	
Chicago Edge Soccer Classes	0.70	61,200.00	42,840.00	
Chicago Edge Soccer Summer Camp 4-6	0.70	10,400.00	7,280.00	
Chicago Edge Soccer Summer Camp 6-14	0.70	132,192.00	92,534.40	
Chicago Fire Soccer Classes	0.70	21,504.00	15,052.80	
Chicago Fire 1/2 Day Summer Camp	0.70	42,112.00	29,478.40	
Chicago Fire Full Day Summer Camp	0.70	72,800.00	50,960.00	
Windy City Ninja Summer Camps	0.75	13,920.00	10,440.00	
Windy City Ninja Classes	0.75	14,320.00	10,740.00	
OPYBS Baseball/Softball classes	0.50	5,670.00	2,835.00	
Fencing classes	0.70	7,680.00	5,376.00	
Boxing classes	0.65	2,472.00	1,606.80	
Chicago Ultimate Frisbee Summer Camp	0.70	8,580.00	6,006.00	
Aikido	0.51	2,340.00	1,193.40	
Taekwondo	0.70	19,600.00	13,720.00	
Karate	0.73	120,000.00	87,600.00	
Lil Huskies Track Camp	0.70	2,000.00	1,400.00	

ANNUAL BUDGET ESTIMATE - ALL

Amended - 2025-2026

Park District of Oak Park

FY 2024

Account	2024		2025	
	Estimate (\$)	Requested (\$)	Recommended (\$)	Approved (\$)
20-26-52-13880 YOUTH SKATEBOARDING PROGRAMS				
20-26-53-13750 YOUTH SPORTS LEAGUES	40,000.00	41,913.00	41,913.00	41,913.00
Detail Description	Quantity	Unit Amount (\$)	Amount (\$)	
Class supplies	1.00	500.00	500.00	
Staff Apparel	8.00	40.00	320.00	
Basketball Equipment	1.00	550.00	550.00	
Soccer Balls	1.00	2,600.00	2,600.00	
Soccer Equipment	1.00	600.00	600.00	
Soccer Player Jerseys	1.00	7,190.00	7,190.00	
Basketball League Jerseys	1.00	14,605.00	14,605.00	
Basketballs	1.00	3,900.00	3,900.00	
Basketball Draft Supplies	1.00	50.00	50.00	
Tball Uniforms	1.00	7,645.00	7,645.00	
Tball Equipment	1.00	535.00	535.00	
Futsal Equipment	1.00	535.00	535.00	
Futsal Jerseys	1.00	1,920.00	1,920.00	
Volleyball Jerseys	1.00	963.00	963.00	
20-26-53-13780 YOUTH SPORTS AND FITNESS				
20-26-53-13800 YOUTH TENNIS	2,000.00			

ANNUAL BUDGET ESTIMATE - ALL

Amended - 2025-2026

Park District of Oak Park

FY 2024

Account	2024		2025	
	Estimate (\$)	Requested (\$)	Recommended (\$)	Approved (\$)
20-26-53-13860	3,000.00	4,287.00	4,287.00	4,287.00
YOUTH SPORTS DAY CAMPS				
Detail Description	Quantity	Unit Amount (\$)	Amount (\$)	
Rookies Equipment	1.00	350.00	350.00	
Rookies Staff Shirts	1.00	50.00	50.00	
Veterans Equipment	1.00	350.00	350.00	
Veteran Staff Shirts	1.00	50.00	50.00	
MVP Equipment	1.00	350.00	350.00	
MVP Staff Shirts	1.00	50.00	50.00	
Staff Appreciation/Training	1.00	262.00	262.00	
Campers camp tshirts	1.00	2,625.00	2,625.00	
Camp Staff Apparel	20.00	10.00	200.00	
20-26-53-13880				
YOUTH SKATEBOARDING PROGRAMS				
Total Revenue		\$1,154,000.00	\$1,276,463.00	\$1,276,463.00
Total Expenditure		\$655,722.85	\$755,406.86	\$777,498.86
Net		\$498,277.15	\$521,056.14	\$498,964.14
Report Total Revenue		\$1,154,000.00	\$1,276,463.00	\$1,276,463.00
Report Total Expenditure		\$655,722.85	\$755,406.86	\$777,498.86
Report Total Net		\$498,277.15	\$521,056.14	\$498,964.14

ANNUAL BUDGET ESTIMATE - ALL

Amended - 2025-2026

Park District of Oak Park

FY 2024

Account	2024		2025			
	Estimate (\$)	Requested (\$)	Recommended (\$)	Approved (\$)		
Fund: 20 Recreation						
Revenue						
20-27-49-13585	43,500.00	58,417.00	58,417.00	58,417.00		
ADULT SPORTS PROGRAMS						
Detail Description	Factor	Fee (\$)	Session	Classes	Enrollment	Amount (\$)
Winter Womens Open Basketball	1.00	63.00	2	1	17	2,142.00
Pickelball classes	1.00	65.00	4	2	19	9,880.00
Adult Fencing	1.00	160.00	3	1	4	1,920.00
Boxing	1.00	100.00	5	1	5	2,500.00
Ninja Warriors	1.00	165.00	4	1	3	1,980.00
Womens Basketball League (CRC)	1.00	670.00	2	1	6	8,040.00
Spring-Fall Womens Open Basketball	1.00	65.00	5	1	17	5,525.00
Womens 3 on 3 Summer League	1.00	310.00	1	1	8	2,480.00
Pickelball League (CRC)	1.00	140.00	2	1	6	1,680.00
Adult Frisbee	1.00	78.00	3	1	15	3,510.00
Co-ed Open Volleyball (CRC)	1.00	10.00	3	3	20	1,800.00
Modern Arnis	1.00	108.00	4	1	15	6,480.00
Aikido	1.00	120.00	4	2	8	7,680.00
Taekwondo	1.00	140.00	4	1	5	2,800.00
20-27-49-13640	33,388.00	33,000.00				
ADULT SOFTBALL LEAGUES						
Detail Description	Factor	Fee (\$)	Session	Classes	Enrollment	Amount (\$)
Fall Friday Night Mens League	1.00	825.00	1	1	4	3,300.00
Spring Tuesday Mens League	1.00	825.00	1	1	12	9,900.00
Spring Friday Co-ed League	1.00	825.00	1	1	6	4,950.00
Fall Tuesday Mens League	1.00	825.00	1	1	12	9,900.00
Fall Friday Co-ed League	1.00	825.00	1	1	6	4,950.00

ANNUAL BUDGET ESTIMATE - ALL

Amended - 2025-2026

Park District of Oak Park

FY 2024

Account	2024		2025			
	Estimate (\$)	Requested (\$)	Recommended (\$)	Approved (\$)		
20-27-49-13660	36,456.00		39,420.00	39,420.00	39,420.00	
ADULT SOCCER LEAGUES						
Detail Description	Factor	Fee (\$)	Session	Classes	Enrollment	Amount (\$)
Spring Co-ed 11 on 11 Soccer	1.00	1,220.00	1	1	12	14,640.00
Spring 7 on 7 Co-ed Soccer	1.00	845.00	1	1	6	5,070.00
Fall Co-ed 11 on 11 Soccer	1.00	1,220.00	1	1	12	14,640.00
Fall Co-ed 7 on 7 Soccer	1.00	845.00	1	1	6	5,070.00
20-27-49-13670	10,200.00		9,828.00	9,828.00	9,828.00	
ADULT VOLLEYBALL LEAGUES						
Detail Description	Factor	Fee (\$)	Session	Classes	Enrollment	Amount (\$)
Winter Co-ed volleyball League	1.00	515.00	1	1	8	4,120.00
Fall Co-ed Volleyball League	1.00	530.00	1	1	8	4,240.00
Summer Sand Volleyball League	1.00	367.00	1	1	4	1,468.00
20-27-49-13680	36,000.00		43,600.00	43,600.00	43,600.00	
ADULT TENNIS						
Detail Description	Factor	Fee (\$)	Session	Classes	Enrollment	Amount (\$)
Adult Tennis Lessons	1.00	109.00	5	8	10	43,600.00
Expenditure						

ANNUAL BUDGET ESTIMATE - ALL

Amended - 2025-2026

Park District of Oak Park

FY 2024

Account	2024		2025		Approved (\$)	
	Estimate (\$)	Requested (\$)	Recommended (\$)	Requested (\$)		
20-27-51-13585	3,000.00	4,917.89	4,917.89	4,917.89	4,917.89	
ADULTS SPORTS PROGRAMS						
Detail Description	Hourly Rate	Hours Per Day	Days Per Week	Number of Weeks	Employees	Amount (\$)
Womens Open Basketball Attendant	15.00	2.00	1.00	36.00	1	1,080.00
Womens Basketball Attendant Training	15.00	1.00	1.00	2.00	1	30.00
Pickelball Instructor	15.25	1.50	2.00	24.00	1	1,098.00
Pickleball Instructor Training	15.25	2.00	1.00	2.00	1	61.00
Womens Basketball League Scorekeeper	15.00	3.00	1.00	16.00	1	720.00
Pickleball League Attendant	15.00	2.50	2.00	7.00	1	525.00
Adult Frisbee	15.00	2.50	1.00	24.00	1	900.00
Womens 3 on 3 Basketball Scorekeeper	15.00	2.50	1.00	5.00	2	375.00
Part-time Employee Paid Time Off	0.00	0.00	0.00	0.00	0	128.89
20-27-51-13640	3,000.00	4,239.10	4,239.10	4,239.10	4,239.10	
ADULT SOFTBALL LEAGUES						
Detail Description	Hourly Rate	Hours Per Day	Days Per Week	Number of Weeks	Employees	Amount (\$)
Part-time Employee Paid Time Off	0.00	0.00	0.00	0.00	0	111.10
Spring Softball Field Attendant	16.00	3.50	2.00	9.00	2	2,016.00
Fall Softball Field Attendant	16.00	3.50	2.00	9.00	2	2,016.00
Softball Field Attendant Training	16.00	2.00	1.00	1.00	3	96.00
20-27-51-13660	2,500.00	3,614.73	3,614.73	3,614.73	3,614.73	
ADULT SOCCER LEAGUES						
Detail Description	Hourly Rate	Hours Per Day	Days Per Week	Number of Weeks	Employees	Amount (\$)
Spring 11 on 11 Soccer Attendant	16.00	4.75	1.00	8.00	2	1,216.00
Spring 7 on 7 Soccer Attendant	16.00	3.50	1.00	8.00	1	448.00
Fall 11 on 11 Soccer Attendant	16.00	4.75	1.00	8.00	2	1,216.00
Fall 7 on 7 Soccer Attendant	16.00	3.50	1.00	8.00	1	448.00
Soccer Attendant Training	16.00	2.00	1.00	2.00	3	192.00
Part-time Employee Paid Time Off	0.00	0.00	0.00	0.00	0	94.73

ANNUAL BUDGET ESTIMATE - ALL

Amended - 2025-2026

Park District of Oak Park

FY 2024

Account	2024		2025			
	Estimate (\$)	Requested (\$)	Recommended (\$)	Approved (\$)		
20-27-51-13670	1,500.00	1,224.08	1,224.08	1,224.08		
ADULT VOLLEYBALL LEAGUES						
Detail Description	Hourly Rate	Hours Per Day	Days Per Week	Number of Weeks	Employees	Amount (\$)
Part-time Employee Paid Time Off	0.00	0.00	0.00	0.00	0	32.08
Winter Volleyball Attendant	16.00	2.50	1.00	11.00	1	440.00
Fall Volleyball Attendant	16.00	2.50	1.00	11.00	1	440.00
Volleyball Attendant Training	16.00	2.00	1.00	1.00	1	32.00
Summer Sand Volleyball Attendant	16.00	2.50	1.00	7.00	1	280.00
20-27-51-13680	5,000.00	10,207.52	10,207.52	10,207.52	10,207.52	
ADULT TENNIS						
Detail Description	Hourly Rate	Hours Per Day	Days Per Week	Number of Weeks	Employees	Amount (\$)
Head Tennis Instructor #1 Training	35.00	2.00	1.00	2.00	1	140.00
Head Tennis Class Instructor #1	35.00	3.50	4.00	20.00	1	9,800.00
Part-time Employee Paid Time Off	0.00	0.00	0.00	0.00	0	267.52
20-27-52-00650	3,702.28	4,300.00	4,300.00	4,300.00	4,300.00	
BANK SERVICE CHARGE						
20-27-52-13585	7,280.00	19,977.80	19,977.80	19,977.80	19,977.80	
ADULT SPORTS PROGRAMS						
Detail Description	Quantity	Unit Amount (\$)	Amount (\$)			
Modern Arnis	0.70	6,480.00	4,536.00			
Aikido	0.51	7,680.00	3,916.80			
Taekwondo	0.65	2,800.00	1,820.00			
Womens 3 on 3 basketball League Refs	20.00	44.00	880.00			
Fencing Instruction	0.70	1,920.00	1,344.00			
Basketball D97 Usage	1.00	21.00	21.00			
Boxing Instruction	0.65	2,500.00	1,625.00			
Ninja Warrior Instruction	0.75	1,980.00	1,485.00			
Basketball League Quickscores	12.00	7.00	84.00			
Pickelball Quickscores	6.00	7.00	42.00			
Womens Basketball League Refs	48.00	88.00	4,224.00			

ANNUAL BUDGET ESTIMATE - ALL

Amended - 2025-2026

Park District of Oak Park

FY 2024

Account			2024	2025		
			Estimate (\$)	Requested (\$)	Recommended (\$)	Approved (\$)
20-27-52-13640			9,280.00	8,425.00	8,425.00	8,425.00
ADULT SOFTBALL LEAGUES						
Detail Description	Quantity	Unit Amount (\$)	Amount (\$)			
Spring Website Service	18.00	7.00	126.00			
Fall Website Service	22.00	7.00	154.00			
Spring Umpire/Assignor	81.00	45.00	3,645.00			
Fall Umpire/Assignor	100.00	45.00	4,500.00			
20-27-52-13660			11,154.00	12,252.00	12,252.00	12,252.00
ADULT SOCCER LEAGUES						
Detail Description	Quantity	Unit Amount (\$)	Amount (\$)			
Fall 11 on 11 Officials	48.00	85.00	4,080.00			
Fall Webservice	18.00	7.00	126.00			
Fall 7 on 7 Official	24.00	50.00	1,200.00			
Officials Assignor Fee Fall	48.00	15.00	720.00			
Spring 11 on 11 Officials	48.00	85.00	4,080.00			
Spring 7 on 7 Officials	24.00	50.00	1,200.00			
Officials Assignor Fee Spring	48.00	15.00	720.00			
Spring Webservice	18.00	7.00	126.00			
20-27-52-13670			480.00	141.00	141.00	141.00
ADULT VOLLEYBALL LEAGUES						
Detail Description	Quantity	Unit Amount (\$)	Amount (\$)			
Website Service Winter	8.00	7.00	56.00			
Website Service Summer	4.00	7.00	29.00			
Website Service Fall	8.00	7.00	56.00			

ANNUAL BUDGET ESTIMATE - ALL

Amended - 2025-2026

Park District of Oak Park

FY 2024

Account			2024	2025		
			Estimate (\$)	Requested (\$)	Recommended (\$)	Approved (\$)
20-27-53-13585			1,450.00	1,980.00	1,980.00	1,980.00
ADULT SPORTS PROGRAMS						
Detail Description	Quantity	Unit Amount (\$)	Amount (\$)			
Sports Classes/Leagues Supplies	1.00	500.00	500.00			
Basketball league winnings	2.00	500.00	1,000.00			
Pickelball Equipment	1.00	250.00	250.00			
Adult Frisbee	4.00	20.00	80.00			
3 on 3 Championship T-shirts	1.00	150.00	150.00			
20-27-53-13640			8,900.00	8,627.00	8,627.00	8,627.00
ADULT SOFTBALL LEAGUES						
Detail Description	Quantity	Unit Amount (\$)	Amount (\$)			
Fall Staff Apparel	2.00	25.00	50.00			
Fall 1st Place Awards	4.00	425.00	1,700.00			
Fall 2nd Place Awards	4.00	260.00	1,040.00			
Spring Softballs	8.00	182.00	1,456.00			
Spring Apparel	3.00	40.00	120.00			
Spring 1st Place Awards	3.00	425.00	1,275.00			
Spring 2nd Place Awards	3.00	260.00	780.00			
Fall Softballs	8.00	182.00	1,456.00			
Bases/Equipment	1.00	750.00	750.00			
20-27-53-13660			1,600.00	1,650.00	1,650.00	1,650.00
ADULT SOCCER LEAGUES						
Detail Description	Quantity	Unit Amount (\$)	Amount (\$)			
Fall 11 on 11 Awards	2.00	250.00	500.00			
Fall 7 on 7 Awards	1.00	250.00	250.00			
Misc. Supplies	1.00	100.00	100.00			
Spring 11 on 11 Awards	2.00	250.00	500.00			
Spring 7 on 7 Awards	1.00	250.00	250.00			
Spring Staff Apparel	2.00	25.00	50.00			

ANNUAL BUDGET ESTIMATE - ALL

Amended - 2025-2026

Park District of Oak Park

FY 2024

Account			2024	2025		
			Estimate (\$)	Requested (\$)	Recommended (\$)	Approved (\$)
20-27-53-13670			900.00	1,400.00	1,400.00	1,400.00
ADULT VOLLEYBALL LEAGUES						
Detail Description	Quantity	Unit Amount (\$)	Amount (\$)			
Volleyball equipment replacement supplies	1.00	500.00	500.00			
Spring Awards	1.00	375.00	375.00			
Summer Awards	1.00	150.00	150.00			
Fall Awards	1.00	375.00	375.00			
20-27-53-13680			1,130.00	1,380.00	1,380.00	1,380.00
ADULT TENNIS						
Detail Description	Quantity	Unit Amount (\$)	Amount (\$)			
Class Equipment	1.00	500.00	500.00			
Tennis Instructor Apparel	2.00	40.00	80.00			
Tennis Balls	1.00	800.00	800.00			
Total Revenue			\$159,544.00	\$184,265.00	\$184,265.00	\$184,265.00
Total Expenditure			\$60,876.28	\$84,336.12	\$84,336.12	\$84,336.12
Net			\$98,667.72	\$99,928.88	\$99,928.88	\$99,928.88
Report Total Revenue			\$159,544.00	\$184,265.00	\$184,265.00	\$184,265.00
Report Total Expenditure			\$60,876.28	\$84,336.12	\$84,336.12	\$84,336.12
Report Total Net			\$98,667.72	\$99,928.88	\$99,928.88	\$99,928.88

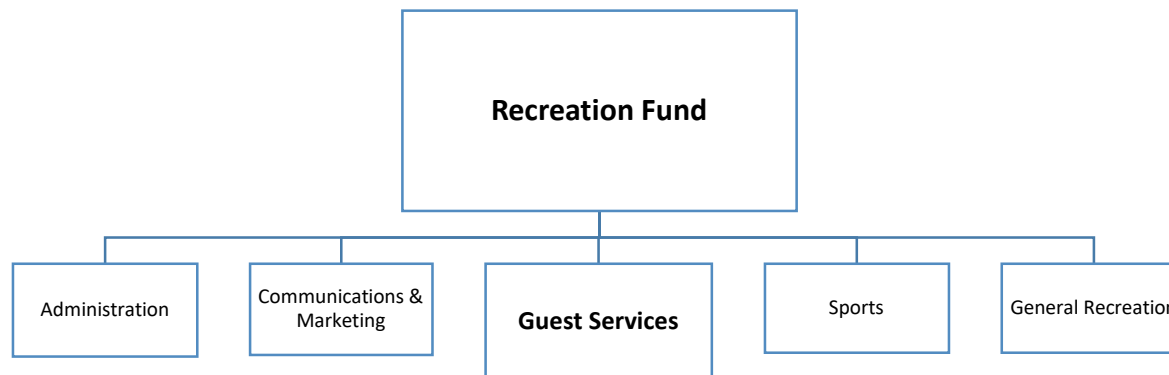
GUEST SERVICES

Statement of Service

The Guest Services Department provides timely and professional service to all Park District patrons.

Description

Guest Services staff, in many cases, are the first contact a participant has with the District. Staff are responsible for registration and respond to online and in person inquiries regarding programs and general information on the District. Staff actively pursue patron and resident feedback through surveys to continually improve District services and programs.



Fund > Department Chart: The above chart indicates the fund and each of the departments it supports.

Guest Services

2024 RESULTS

Accomplished:

- ✓ Offered six customer service training events.
- ✓ Created a well-rounded Guest Services Department by increasing their range of duties to include Ridgeland Common Room Rentals, Birthday Parties and Dog Park Pass Sales.
- ✓ Improved facility opening staff levels by utilizing Guest Services Staff to open RCRC in the early morning rather than Supervisors.
- ✓ Increased the customer service satisfaction survey scores for Guest Services.



Greeting patrons at the CRC's one-year anniversary celebration



Guest Services

2025 GOALS

Community & Customer Focused

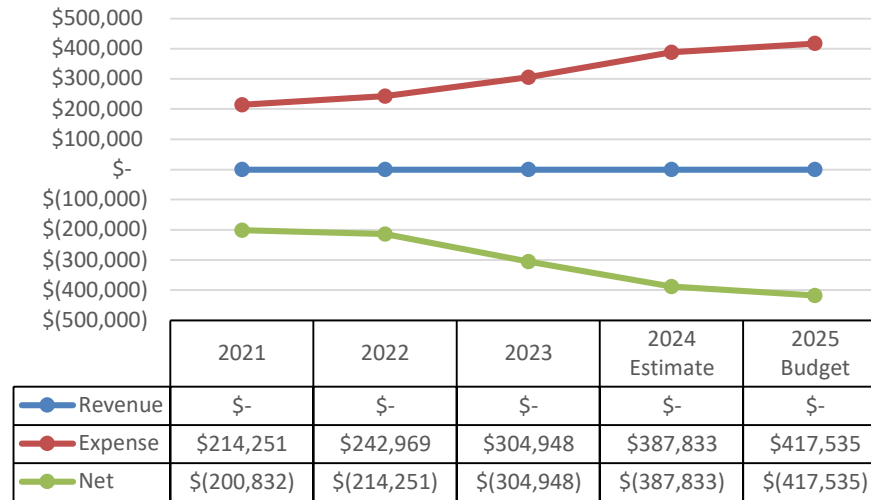
1. Upgrade ten credit card readers at all customer service locations by May 1, 2025.
Performance Measure: Results of customer satisfaction survey
2. Purchase three tablets to offer a language platform for improved communication with guests by March 31, 2025.
Performance Measure: Results of customer satisfaction survey

Organizational Excellence

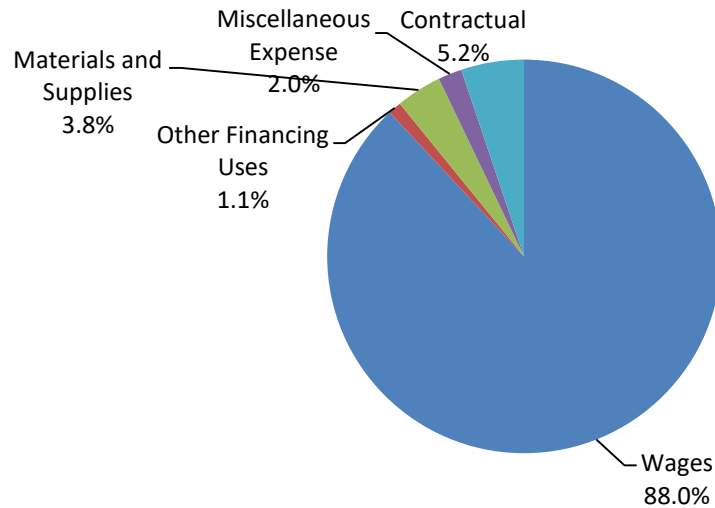
1. Offer one customer service training for frontline staff by May 1, 2025.
Performance Measure: Internal training satisfaction

Guest Services

Historical Analysis



2025 Expense Distribution



Guest Services
Budget Detail

	2021	2022	2023	2024 Estimate	2025 Budget
Miscellaneous Revenue	\$0	\$0	\$0	\$0	\$0
Total Revenue	\$0	\$0	\$0	\$0	\$0
Wages	\$173,458	\$199,708	\$278,799	\$319,726	\$367,589
Contractual	\$0	\$0	\$0	\$3,500	\$4,500
Materials and Supplies	\$1,784	\$4,170	\$6,893	\$5,784	\$15,681
Miscellaneous Expense	\$277	\$557	\$923	\$3,364	\$8,164
Other Financing Uses*	\$38,731	\$38,534	\$18,333	\$55,458	\$21,601
Total Expenses	\$214,251	\$242,969	\$304,948	\$387,833	\$417,535
Net	(\$214,251)	(\$242,969)	(\$304,948)	(\$387,833)	(\$417,535)

*Other Financing Uses: Employee Health Insurance Transfer

ANNUAL BUDGET ESTIMATE - ALL

Amended - 2025-2026

Park District of Oak Park

FY 2024

Account	2024		2025			
	Estimate (\$)	Requested (\$)	Recommended (\$)	Approved (\$)		
Fund: 20 Recreation						
Expenditure						
20-51-51-00111	110,400.00	116,768.00	116,768.00	116,768.00		
WAGES - FULL TIME						
20-51-51-00122	209,326.35	233,906.39	250,820.93	250,820.93		
WAGES - PART TIME						
Detail Description	Hourly Rate	Hours Per Day	Days Per Week	Number of Weeks	Employees	Amount (\$)
Part-time Employee Paid Time Off	0.00	0.00	0.00	0.00	0	6,573.43
Ice Show Support	17.50	4.00	3.00	1.00	1	210.00
RCRC Sun	17.50	8.75	1.00	52.00	1	7,962.50
RCRC Mon	17.50	10.75	1.00	52.00	1	9,782.50
RCRC T-F	17.50	3.25	4.00	52.00	1	11,830.00
RCRC Lunch/Noon Skate Coverage M-Sat	17.50	4.00	6.00	52.00	1	21,840.00
RCRC Check-In Staff Weekends	17.50	6.50	2.00	52.00	1	11,830.00
Online Trainings	17.50	5.00	1.00	1.00	16	1,400.00
Meetings (Department/RevRec)	17.50	1.00	1.00	12.00	16	3,360.00
New Hire Training	17.50	5.00	4.00	2.00	10	7,000.00
Extra Help Registration Days	17.50	3.00	2.00	4.00	2	840.00
Extra Help RCRC Summer	17.50	5.00	7.00	12.00	1	7,350.00
RCRC Check-In Staff Weekdays	17.50	2.00	5.00	52.00	1	9,100.00
GRC M-Th	17.50	7.25	4.00	52.00	1	26,390.00
GRC Friday	17.50	10.75	1.00	52.00	1	9,782.50
GRC Sat/Sun	17.50	8.75	2.00	52.00	1	15,925.00
CRC M-F	17.50	17.50	5.00	52.00	1	79,625.00
CRC Sat	17.50	12.00	1.00	52.00	1	10,920.00
CRC Sun	17.50	10.00	1.00	52.00	1	9,100.00
20-51-52-00209	3,500.00	4,500.00	4,500.00	4,500.00	4,500.00	
COPYING AND PRINTING- EXTERNAL						
Detail Description	Quantity	Unit Amount (\$)	Amount (\$)			
Corner Sign Repair/Maintenance	1.00	4,500.00	4,500.00			

ANNUAL BUDGET ESTIMATE - ALL

Amended - 2025-2026

Park District of Oak Park

FY 2024

Account	2024			2025	
	Estimate (\$)	Requested (\$)	Recommended (\$)	Approved (\$)	
20-51-53-00300		2,784.38	5,081.00	12,681.00	12,681.00
OFFICE EXPENSE					
Detail Description	Quantity	Unit Amount (\$)	Amount (\$)		
Office Supplies	1.00	1,020.00	1,020.00		
Blank Pass Cards	6.00	129.00	645.00		
Card Printer Ribbons	6.00	144.00	720.00		
Card Printer Cleaning Supplies	3.00	148.00	296.00		
TranslateLive	1.00	2,500.00	2,500.00		
Credit Card Readers	1.00	5,000.00	5,000.00		
Tablets/cases/mounts for desks	5.00	500.00	2,500.00		
20-51-53-00301		3,000.00	3,000.00	3,000.00	3,000.00
UNIFORMS					
Detail Description	Quantity	Unit Amount (\$)	Amount (\$)		
Staff Uniform Replacement	7.00	100.00	700.00		
Staff Uniform New	24.00	100.00	2,300.00		
20-51-56-00600		400.00	600.00	600.00	600.00
EMPLOYEE RECOGNITION					
Detail Description	Quantity	Unit Amount (\$)	Amount (\$)		
Staff Appreciation	1.00	600.00	600.00		
20-51-56-00605		2,500.00	4,000.00	7,000.00	7,000.00
CONFERENCE AND TRAINING					
Detail Description	Quantity	Unit Amount (\$)	Amount (\$)		
Customer Service Training Full-Time	1.00	1,000.00	1,000.00		
Customer Service Training Speakers	2.00	3,000.00	6,000.00		

ANNUAL BUDGET ESTIMATE - ALL

Amended - 2025-2026

Park District of Oak Park

FY 2024

Account	2024			2025	
	Estimate (\$)	Requested (\$)	Recommended (\$)	Approved (\$)	
20-51-56-00610	264.00	264.00	264.00	264.00	
DUES AND SUBSCRIPTIONS					
Detail Description	Quantity	Unit Amount (\$)	Amount (\$)		
Customer Service Supervisor IPRA Membership	1.00	264.00	264.00		
20-51-56-00615	200.00	300.00	300.00	300.00	
EMPLOYEE TRAVEL REIMBURSEMENT					
Detail Description	Quantity	Unit Amount (\$)	Amount (\$)		
Mileage Reimbursement	1.00	300.00	300.00		
20-51-63-00500	55,458.00	21,601.00	21,601.00	21,601.00	
EMPLOYEE HEALTH INSURANCE TRANSFER					
Total Revenue					
Total Expenditure	\$387,832.73	\$390,020.39	\$417,534.93	\$417,534.93	
Net	-\$387,832.73	-\$390,020.39	-\$417,534.93	-\$417,534.93	
Report Total Revenue					
Report Total Expenditure	\$387,832.73	\$390,020.39	\$417,534.93	\$417,534.93	
Report Total Net	-\$387,832.73	-\$390,020.39	-\$417,534.93	-\$417,534.93	

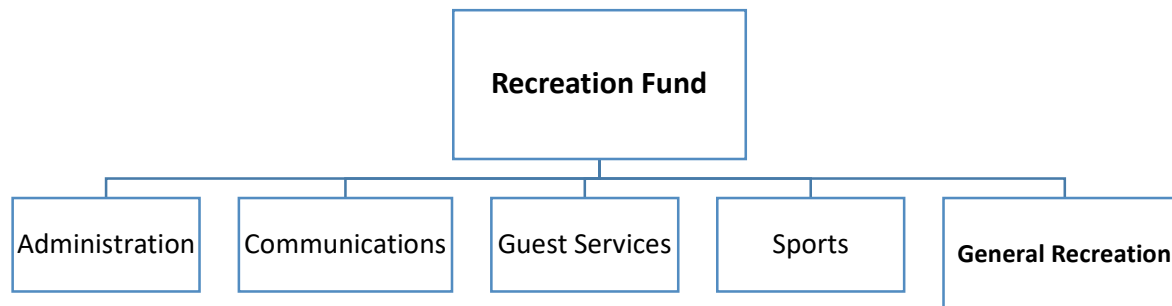
GENERAL RECREATION

Statement of Service

The General Recreation department promotes the health and well-being of the entire Oak Park community by providing high-quality programs and events.

Description

This area includes programs for all ages through summer camps, afterschool, active adults, special interest, nature and adventure, dance, fitness and early education. General Recreation also leads community events such as Day in our Village, Fall Fest, Concerts and Movies in the Park, seasonal Family Events, and the historic Frank Lloyd Wright race.



Fund > Department Chart: The above chart indicates the fund and each of the departments is supports.

General Recreation

2024 RESULTS

Accomplished:

- ✓ Boosted Teen Adventure Club, holding six adventure trips with eight participants.
- ✓ Increased Unlimited Fitness Class Memberships to 225 memberships.

In Progress:

- Reach 425 Active Adult Members by December 1st, 2024.
 - There are currently 370 members.
- Revitalize Preschool Budget by increasing enrichment class participants to 725 by December 31, 2024.
 - There are currently 469 participants enrolled. We are on track to meet this goal by December 31 based on historical data, and we are hoping to achieve this goal.

2025 GOALS

Community & Customer Focused

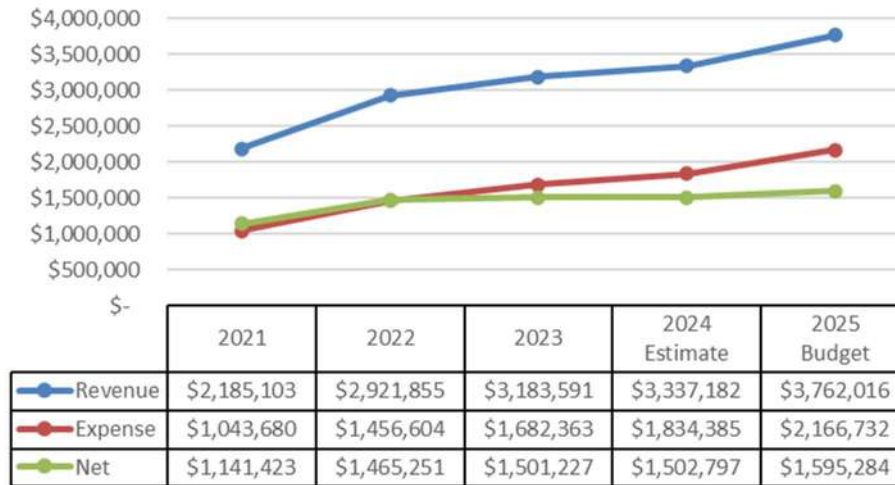
1. Reach 280 Unlimited Fitness Pass Members by December 31, 2025.
Performance Measure: % of community using unlimited fitness passes
2. Engage with 500 participants in new Austin Gardens Environmental Education programming by December 31, 2025.
Performance Measure: Number of households served
3. Offer a minimum of two e-sports leagues with 8 participants by December 31, 2025.
Performance Measure: Teen participation



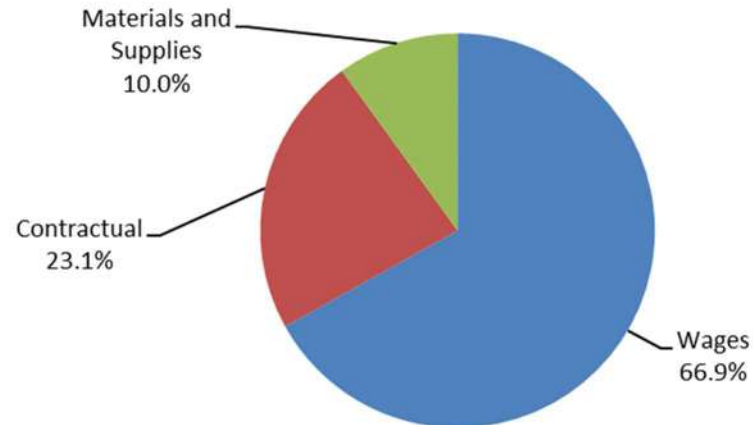
SCAW campers enjoy a beautiful summer day

General Recreation

Historical Data



2025 Expense Distribution



General Recreation
Budget Detail

	2021	2022	2023	2024 Estimate	2025 Budget
Program Revenue	\$2,146,910	\$2,848,511	\$3,183,591	\$3,337,182	\$3,762,016
Total Revenue	\$2,146,910	\$2,848,511	\$3,183,591	\$3,337,182	\$3,762,016
Wages	\$722,848	\$877,954	\$1,046,441	\$1,200,449	\$1,449,948
Contractual	\$248,180	\$411,794	\$478,536	\$435,094	\$500,668
Materials and Supplies	\$60,057	\$129,279	\$157,386	\$198,842	\$216,116
Total Expenses	\$1,031,084	\$1,419,027	\$1,682,363	\$1,834,385	\$2,166,732
Net	\$1,115,827	\$1,429,484	\$1,501,227	\$1,502,797	\$1,595,284

ANNUAL BUDGET ESTIMATE - ALL

Amended - 2025-2026

Park District of Oak Park

FY 2024

Account	2024		2025			
	Estimate (\$)	Requested (\$)	Recommended (\$)	Approved (\$)		
Fund: 20 Recreation						
Revenue						
20-61-49-12000	84,000.00	97,250.00	97,250.00	97,250.00		
FRANK LLOYD WRIGHT RACE						
Detail Description	Factor	Fee (\$)	Session	Classes	Enrollment	Amount (\$)
Late Registration Fees	1.00	10.00	1	1	1,000	10,000.00
Youth Mile Registration	1.00	30.00	1	1	200	6,000.00
5K Pre Registration	1.00	45.00	1	1	875	39,375.00
10K Pre Registration	1.00	45.00	1	1	600	27,000.00
Sponsor Entry	1.00	25.00	1	1	115	2,875.00
5K Walk	1.00	40.00	1	1	300	12,000.00
20-61-49-12010	750.00	750.00				750.00
COMMUNITY SPECIAL EVENTS						
Detail Description	Factor	Fee (\$)	Session	Classes	Enrollment	Amount (\$)
Fall Fest Vendors	1.00	125.00	1	1	6	750.00

ANNUAL BUDGET ESTIMATE - ALL

Amended - 2025-2026

Park District of Oak Park

FY 2024

Account	2024		2025			
	Estimate (\$)	Requested (\$)	Recommended (\$)	Approved (\$)		
20-61-49-12030	600,834.00	630,918.00	630,918.00	630,918.00		
COMMUNITY DAY CAMPS						
Detail Description	Factor	Fee (\$)	Session	Classes	Enrollment	Amount (\$)
Spark K-1	1.00	296.00	9	1	52	138,528.00
Spark K-1 Swim Lessons	-1.00	7.00	9	2	52	-6,552.00
Spark 2-3	1.00	296.00	9	1	60	159,840.00
Spark 4-6	1.00	296.00	9	1	32	85,248.00
Summer Extended Camp	1.00	117.00	9	1	40	42,120.00
Passport: School's Out After Winter	1.00	62.00	10	1	45	27,900.00
Summer Stay and Play 2 Day	1.00	159.00	4	1	6	3,816.00
Adventure Weeks	1.00	316.00	4	1	24	30,336.00
JR Spark Swim Lessons	-1.00	7.00	40	1	20	-5,600.00
JR Spark	1.00	407.00	4	1	20	32,560.00
Nature Weeks	1.00	316.00	4	2	15	37,920.00
Extended Winter Break Before Winter	1.00	18.00	4	1	24	1,728.00
Passport: Spring Break	1.00	59.00	5	1	45	13,275.00
Extended Spring Break	1.00	16.00	5	1	24	1,920.00
S'more Spark	1.00	296.00	1	1	56	16,576.00
Extended S'more	1.00	117.00	1	1	30	3,510.00
Summer Stay and Play 3 Day	1.00	238.00	4	1	6	5,712.00
Extended School's Out After Winter	1.00	21.00	10	1	24	5,040.00
Passport: School's Out Before Winter	1.00	53.00	5	1	45	11,925.00
Extended School's Out Before Winter	1.00	20.00	5	1	24	2,400.00
Passport: Winter Break After Winter	1.00	62.00	4	1	45	11,160.00
Extended Winter Break After Winter	1.00	21.00	4	1	24	2,016.00
Passport: Winter Break Before Winter	1.00	53.00	4	1	45	9,540.00

ANNUAL BUDGET ESTIMATE - ALL

Amended - 2025-2026

Park District of Oak Park

FY 2024

Account	2024		2025			
	Estimate (\$)	Requested (\$)	Recommended (\$)	Approved (\$)		
20-61-49-12040	902,588.00	991,850.00	991,850.00	991,850.00		
AFTERSCHOOL PROGRAMS						
Detail Description	Factor	Fee (\$)	Session	Classes	Enrollment	Amount (\$)
Longfellow - Spring	1.00	382.00	5	1	47	89,770.00
Carroll - Spring	1.00	382.00	5	1	60	114,600.00
Fox - Spring	1.00	382.00	5	1	36	68,760.00
Field - Spring	1.00	382.00	5	1	22	42,020.00
Barrie - Spring	1.00	382.00	5	1	31	59,210.00
Dole - Spring	1.00	382.00	5	1	29	55,390.00
Barrie - Fall	1.00	396.00	4	1	31	49,104.00
Dole - Fall	1.00	396.00	4	1	29	45,936.00
Andersen - Fall	1.00	396.00	4	1	28	44,352.00
Austin Gardens - Fall	1.00	396.00	4	1	22	34,848.00
Registration fees	1.00	100.00	1	1	310	31,000.00
Andersen Spring	1.00	382.00	5	1	28	53,480.00
Austin Gardens - Spring	1.00	382.00	5	1	22	42,020.00
Longfellow - Fall	1.00	396.00	4	1	47	74,448.00
Carroll - Fall	1.00	396.00	4	1	60	95,040.00
Fox - Fall	1.00	396.00	4	1	36	57,024.00
Field - Fall	1.00	396.00	4	1	22	34,848.00

ANNUAL BUDGET ESTIMATE - ALL

Amended - 2025-2026

Park District of Oak Park

FY 2024

Account	2024		2025			
	Estimate (\$)	Requested (\$)	Recommended (\$)	Approved (\$)		
20-61-49-12050	43,000.00	63,003.60	63,003.60	63,003.60		
ACTIVE ADULTS PROGRAMS						
Detail Description	Factor	Fee (\$)	Session	Classes	Enrollment	Amount (\$)
Ceramics	1.00	7.00	90	1	5	3,150.00
Line Dance	1.00	5.67	90	1	12	6,123.60
Lapidary	1.00	7.00	90	1	4	2,520.00
Soldering	1.00	7.00	70	1	3	1,470.00
Virtual Tech Classes	1.00	25.00	10	1	2	500.00
Contractual Tai Chi	1.00	90.00	4	1	7	2,520.00
Trips	1.00	30.00	12	1	12	4,320.00
Active Adult Membership	1.00	52.00	1	1	400	20,800.00
Open Studio Fees	1.00	7.00	90	1	2	1,260.00
Holiday Party	1.00	30.00	1	1	50	1,500.00
Special Events	1.00	5.00	12	1	15	900.00
Basic Fitness	1.00	6.00	190	1	11	12,540.00
Yoga	1.00	6.00	90	1	10	5,400.00

Account	2024		2025			
	Estimate (\$)	Requested (\$)	Recommended (\$)	Approved (\$)		
20-61-49-12060	120,000.00	124,351.00	128,021.00	128,021.00		
Teen Programs						
Detail Description	Factor	Fee (\$)	Session	Classes	Enrollment	Amount (\$)
CIT Program	1.00	100.00	1	1	75	7,500.00
Esports Birthday Parties	1.00	367.00	70	1	1	25,690.00
Esports Leagues	1.00	130.00	2	1	10	2,600.00
Halloween Scavenger Hunt	1.00	27.00	1	1	15	405.00
Flashlight Egg Hunt	1.00	28.00	1	1	15	420.00
Teen Scene	1.00	304.00	9	1	19	51,984.00
CIT Leadership Program	1.00	228.00	1	2	21	9,576.00
Safe Sitter Class (Post April 1st)	1.00	98.00	4	1	10	3,920.00
Esports Classes (Prior April 1st)	1.00	20.00	6	1	7	840.00
Esports Classes (Post April 1st)	1.00	21.00	9	1	7	1,323.00
Esports Special Events (Prior April 1st)	1.00	20.00	6	1	7	840.00
Esports Special Events (Post April 1st)	1.00	21.00	9	1	7	1,323.00
Esport Camps	1.00	130.00	8	1	10	10,400.00
One Day Craft Class (Post April 1st)	1.00	29.00	4	1	10	1,160.00
Teen Trips (Prior April 1st)	1.00	47.00	4	1	10	1,880.00
Teen Trips (Post April 1st)	1.00	48.00	2	1	10	960.00
One Day Special Events (Prior April 1st)	1.00	28.00	4	1	10	1,120.00
One Day Special Events (Post April 1st)	1.00	29.00	4	1	10	1,160.00
Safe Sitter Class (Prior April 1st)	1.00	95.00	4	1	10	3,800.00
One Day Craft Class (Prior April 1st)	1.00	28.00	4	1	10	1,120.00

ANNUAL BUDGET ESTIMATE - ALL

Amended - 2025-2026

Park District of Oak Park

FY 2024

Account	2024		2025			
	Estimate (\$)	Requested (\$)	Recommended (\$)	Approved (\$)		
20-61-49-12340	240,000.00	220,322.00	229,060.00	229,060.00		
SPECIAL INTEREST PROGRAMS						
Detail Description	Factor	Fee (\$)	Session	Classes	Enrollment	Amount (\$)
Chess Classes	1.00	97.00	6	1	8	4,656.00
Chess One-Day Workshops	1.00	47.00	8	1	10	3,760.00
Chess Camp	1.00	214.00	4	1	25	21,400.00
Coding Classes	1.00	371.00	16	1	7	41,552.00
Magic Classes	1.00	22.00	9	1	30	5,940.00
LEGO Classes	1.00	128.00	10	1	10	12,800.00
LEGO One-Day Workshops	1.00	57.00	28	1	12	19,152.00
LEGO Camp	1.00	287.00	20	1	20	114,800.00
STEAM Classes	1.00	125.00	4	1	10	5,000.00
20-61-49-12350	33,000.00	36,002.00	36,002.00	36,002.00	36,002.00	36,002.00
NATURE AND ADVENTURE PROGRAMS						
Detail Description	Factor	Fee (\$)	Session	Classes	Enrollment	Amount (\$)
Adventure Trips (Jan-Mar)	1.00	42.00	1	4	8	1,344.00
Adventure Trip (Apr-Dec)	1.00	44.00	1	6	8	2,112.00
Teen Ski Trip	1.00	93.00	1	1	14	1,302.00
Winter Intergenerational Programs	1.00	15.00	3	6	5	1,350.00
Winter Archery	1.00	83.00	3	3	7	5,229.00
Spring Intergenerational Programs	1.00	20.00	2	6	5	1,200.00
Oak Park Family Campout	1.00	55.00	1	1	20	1,100.00
Spring Archery	1.00	85.00	2	3	7	3,570.00
Summer Intergenerational Programs	1.00	20.00	3	6	5	1,800.00
Summer Archery	1.00	85.00	3	3	7	5,355.00
Fall Intergenerational Programs	1.00	20.00	4	6	5	2,400.00
Fall Archery	1.00	85.00	4	3	7	7,140.00
Spooky Stroll	1.00	15.00	1	1	140	2,100.00

ANNUAL BUDGET ESTIMATE - ALL

Amended - 2025-2026

Park District of Oak Park

FY 2024

Account	2024		2025			
	Estimate (\$)	Requested (\$)	Recommended (\$)	Approved (\$)		
20-61-49-12360	345,000.00	354,651.00	354,651.00	354,651.00		
NATURE AND ADVENTURE CAMPS						
Detail Description	Factor	Fee (\$)	Session	Classes	Enrollment	Amount (\$)
Day Camp Winter Break (Jan '25)	1.00	56.00	1	3	12	2,016.00
Day Camp Extended Winter Break (Jan '25)	1.00	75.00	1	3	12	2,700.00
Day Camp Winter Break (Dec '25)	1.00	58.00	1	4	12	2,784.00
Day Camp Extended Winter Break (Dec '25)	1.00	78.00	1	4	12	3,744.00
Day Camp Spring Break	1.00	56.00	1	5	12	3,360.00
Day Camp Extended Spring Break	1.00	75.00	1	5	12	4,500.00
Day Camp Single Days (Apr-Dec)	1.00	58.00	1	7	12	4,872.00
Day Camp Extended Single Days (Apr-Dec)	1.00	78.00	1	7	12	6,552.00
Outdoor Explorers	1.00	279.00	9	1	45	112,995.00
Outdoor Adventurers	1.00	385.00	9	1	32	110,880.00
Camp for Curious Minds	1.00	279.00	9	1	24	60,264.00
Outdoor Extended Camp	1.00	117.00	9	1	32	33,696.00
Day Camp Single Days (Jan-Mar)	1.00	56.00	1	4	12	2,688.00
Day Camp Extended Single Days (Jan-Mar)	1.00	75.00	1	4	12	3,600.00
20-61-49-13050	100,673.00	216,380.00	204,830.00	204,830.00		
Fitness Exercise						
Detail Description	Factor	Fee (\$)	Session	Classes	Enrollment	Amount (\$)
Single Class (Apr-Dec)	1.00	16.00	1	1	30	480.00
Ultimate Fitness Membership	1.00	55.00	7	1	250	96,250.00
Ultimate Fitness Membership	1.00	55.00	5	1	280	77,000.00
10 pk pass (Jan-Mar)	1.00	96.00	1	1	75	7,200.00
10 pk pass (Apr-Dec)	1.00	99.00	1	1	150	14,850.00
5 pk pass (Jan-Mar)	1.00	58.00	1	1	50	2,900.00
5 pk pass (Apr-Dec)	1.00	60.00	1	1	100	6,000.00
Single Class (Jan-Mar)	1.00	15.00	1	1	10	150.00

Expenditure

ANNUAL BUDGET ESTIMATE - ALL

Amended - 2025-2026

Park District of Oak Park

FY 2024

Account	2024		2025		Approved (\$)	
	Estimate (\$)	Requested (\$)	Recommended (\$)	Approved (\$)		
20-61-51-12000	1,500.00	1,540.37	1,540.67	1,540.67		
FRANK LLOYD WRIGHT RACE						
Detail Description	Hourly Rate	Hours Per Day	Days Per Week	Number of Weeks	Employees	Amount (\$)
Part-time Staff	15.00	5.00	1.00	1.00	20	1,500.00
Part-time employee Paid Time Off	0.00	0.00	0.00	0.00	0	40.67
20-61-51-12010	3,600.00	4,167.17	4,169.27	4,169.27		
COMMUNITY SPECIAL EVENTS						
Detail Description	Hourly Rate	Hours Per Day	Days Per Week	Number of Weeks	Employees	Amount (\$)
Summer Concert & Movie Supervisor and Staff	17.50	3.50	1.00	17.00	2	2,082.50
Winter Fest Staff -Supervisor and Attendants	17.50	5.00	1.00	1.00	5	437.50
Egg Hunt Staff-Supervisors and Attendants	17.50	6.00	1.00	1.00	10	1,050.00
Pumpkin Smash	17.50	3.00	1.00	1.00	4	210.00
Part-time Employee Paid Time Off	0.00	0.00	0.00	0.00	0	109.27
Illinois Unplugged	17.50	4.00	1.00	1.00	4	280.00

ANNUAL BUDGET ESTIMATE - ALL

Amended - 2025-2026

Park District of Oak Park

FY 2024

Account	2024		2025			
	Estimate (\$)	Requested (\$)	Recommended (\$)	Approved (\$)		
20-61-51-12030	222,696.00	271,569.97	335,622.97	335,622.97		
COMMUNITY DAY CAMPS						
Detail Description	Hourly Rate	Hours Per Day	Days Per Week	Number of Weeks	Employees	Amount (\$)
Part-time Employee Paid Time Off	0.00	0.00	0.00	0.00	0	71,170.22
Spark Coordinator	17.00	7.50	5.00	10.00	1	6,375.00
Spark Supervisors	16.00	7.50	5.00	10.00	3	18,000.00
Extended S'more Supervisor	16.00	4.25	5.00	1.00	1	340.00
Extended S'more Counselor	15.00	4.25	5.00	1.00	3	956.25
Summer Stay and Play Supervisor	16.00	3.00	5.00	10.00	1	2,400.00
Summer Stay and Play Counselor	15.00	2.50	5.00	10.00	1	1,875.00
Jr. Spark Supervisor	16.00	5.00	5.00	10.00	1	4,000.00
Jr. Spark Counselors	15.00	4.50	5.00	10.00	4	13,500.00
S'more Supervisor	16.00	7.50	5.00	1.00	1	600.00
S'more Counselors	15.00	7.50	5.00	1.00	8	4,500.00
Nature Weeks Supervisor	16.00	4.50	5.00	20.00	1	7,200.00
Nature Weeks Counselor	15.00	4.00	5.00	20.00	4	24,000.00
Passport Supervisor	16.00	7.50	1.00	28.00	1	3,360.00
Passport Counselors	15.00	7.50	1.00	28.00	6	18,900.00
Extended Passport Supervisor	16.00	4.25	1.00	28.00	1	1,904.00
Extended Passport Counselors	15.00	4.25	1.00	28.00	3	5,355.00
Spark Asst Supervisors	15.50	7.50	5.00	10.00	3	17,437.50
Spark Counselors	15.00	7.50	5.00	10.00	17	95,625.00
Extended Supervisor	16.00	4.25	5.00	10.00	1	3,400.00
Extended Counselors	15.00	4.25	5.00	10.00	6	19,125.00
Adventure Weeks Supervisor	16.00	4.50	5.00	10.00	1	3,600.00
Adventure Weeks Counselors	15.00	4.00	5.00	10.00	4	12,000.00

ANNUAL BUDGET ESTIMATE - ALL

Amended - 2025-2026

Park District of Oak Park

FY 2024

Account	2024		2025			
	Estimate (\$)	Requested (\$)	Recommended (\$)	Approved (\$)		
20-61-51-12040	389,803.00	434,206.75	434,206.75	434,206.75		
AFTERSCHOOL PROGRAMS						
Detail Description	Hourly Rate	Hours Per Day	Days Per Week	Number of Weeks	Employees	Amount (\$)
Clubhouse Site Supervisors- Spring	17.90	3.60	5.00	22.00	8	56,707.20
Clubhouse Site Supervisors- Fall	18.60	3.60	5.00	16.00	8	42,854.40
Site Supervisor Meetings	18.10	2.00	9.00	1.00	8	2,606.40
Site Supervisor Meetings- Assistants	16.30	2.00	9.00	1.00	6	1,760.40
Clubhouse Assit Site Supervisors- Spring	16.30	3.60	5.00	22.00	6	38,728.80
Clubhouse Assit Site Supervisors- Fall	16.90	3.60	5.00	16.00	6	29,203.20
Clubhouse Rec Leaders- Spring	15.70	3.60	5.00	22.00	23	142,995.60
Clubhouse Rec Leaders- Fall	16.30	3.60	5.00	16.00	23	107,971.20
Part-time Employee Paid Time Off	0.00	0.00	0.00	0.00	0	11,379.55
20-61-51-12050	29,000.00	37,979.35	37,979.35	37,979.35	37,979.35	
ACTIVE ADULTS PROGRAMS						
Detail Description	Hourly Rate	Hours Per Day	Days Per Week	Number of Weeks	Employees	Amount (\$)
Active Adult Stained Glass Instructor	21.00	3.00	2.00	46.00	1	5,796.00
Active Adult German/Walking	21.00	2.00	2.00	46.00	1	3,864.00
Part-time Employee Paid Time Off	0.00	0.00	0.00	0.00	0	995.35
Active Adult Sewing/Quilting Instructor	21.00	3.00	2.00	46.00	1	5,796.00
Active Adult Ceramics Instructor	22.00	3.00	2.00	46.00	1	6,072.00
Active Adult Fitness Instructor	35.00	1.00	6.00	46.00	1	9,660.00
Active Adult Lapidary/Soldering Instructor	21.00	3.00	2.00	46.00	1	5,796.00

ANNUAL BUDGET ESTIMATE - ALL

Amended - 2025-2026

Park District of Oak Park

FY 2024

Account	2024		2025			
	Estimate (\$)	Requested (\$)	Recommended (\$)	Approved (\$)		
20-61-51-12060	47,006.00	33,697.53	33,697.53	33,697.53		
Teen Programs						
Detail Description	Hourly Rate	Hours Per Day	Days Per Week	Number of Weeks	Employees	Amount (\$)
Part-time Employee Paid Time Off	0.00	0.00	0.00	0.00	0	883.13
One Day Craft Class	15.60	3.00	1.00	8.00	1	374.40
One Day Special Events	15.60	3.00	1.00	8.00	1	374.40
Safe Sitter Instructors	15.60	6.50	1.00	10.00	2	2,028.00
Flashlight Egg Hunt Staff	15.60	3.00	1.00	1.00	1	46.80
Halloween Scavenger Hunt Staff	15.60	3.00	1.00	1.00	1	46.80
Teen Scene Supervisor	16.00	8.00	5.00	10.00	1	6,400.00
Teen Scene Counselors	15.00	8.00	5.00	10.00	2	12,000.00
Esports Assistants	15.60	4.00	3.00	30.00	2	11,232.00
Teen Trips Staff	15.60	5.00	1.00	4.00	1	312.00
<hr/>						
20-61-51-12340						
SPECIAL INTEREST PROGRAMS						
<hr/>						
20-61-51-12350	6,800.00	10,828.80	10,828.80	10,828.80		
NATURE AND ADVENTURE PROGRAMS						
Detail Description	Hourly Rate	Hours Per Day	Days Per Week	Number of Weeks	Employees	Amount (\$)
Part-time Employee Paid Time Off	0.00	0.00	0.00	0.00	0	283.80
Nature Areas Program Instructor	15.00	3.00	1.00	24.00	2	2,160.00
Adventure Trip Assistant	15.00	7.00	1.00	7.00	1	735.00
Archery Instructor Training	15.00	5.00	1.00	6.00	1	450.00
Archery Instructor	20.00	4.00	1.00	45.00	2	7,200.00

ANNUAL BUDGET ESTIMATE - ALL

Amended - 2025-2026

Park District of Oak Park

FY 2024

Account	2024		2025			
	Estimate (\$)	Requested (\$)	Recommended (\$)	Approved (\$)		
20-61-51-12360	120,000.00	141,986.13	141,986.13	141,986.13		
NATURE AND ADVENTURE CAMPS						
Detail Description	Hourly Rate	Hours Per Day	Days Per Week	Number of Weeks	Employees	Amount (\$)
Part-time Employee Paid Time Off	0.00	0.00	0.00	0.00	0	3,721.13
OE Camp Counselors	15.00	7.50	5.00	10.00	7	39,375.00
OA Camp Counselors	15.00	7.50	5.00	10.00	3	16,875.00
CCM Camp Counselors	15.00	7.50	5.00	10.00	2	11,250.00
Extended Camp Counselors	15.00	3.50	5.00	10.00	4	10,500.00
OE Asst. Site Supervisor	15.50	8.00	5.00	10.00	1	6,200.00
OA Camp Site Supervisor	16.00	8.00	5.00	10.00	1	6,400.00
CCM Camp Site Supervisor	16.00	8.00	5.00	10.00	1	6,400.00
Extended Camp Site Supervisor	16.00	3.50	5.00	10.00	1	2,800.00
Winter Break Camp + Extended Staff (Dec 24)	15.00	3.50	4.00	1.00	2	420.00
Spring Break Camp Staff	15.00	7.50	5.00	1.00	4	2,250.00
Spring Break Camp + Extended Staff	15.00	3.50	5.00	1.00	2	525.00
Single-Day Camp Staff	15.00	7.50	1.00	11.00	4	4,950.00
Single-Day Camp + Extended Staff	15.00	3.50	1.00	11.00	2	1,155.00
OE Camp Site Supervisor	16.00	8.00	5.00	10.00	1	6,400.00
OA Asst. Site Supervisor	15.50	8.00	5.00	10.00	1	6,200.00
CCM Asst. Site Supervisor	15.50	8.00	5.00	10.00	1	6,200.00
Nature Camps Coordinator	17.25	8.00	5.00	10.00	1	6,900.00
Winter Break Camp Staff (Jan 25)	15.00	7.50	3.00	1.00	4	1,350.00
Winter Break Camp + Extended Staff (Jan 25)	15.00	3.50	3.00	1.00	2	315.00
Winter Break Camp Staff (Dec 25)	15.00	7.50	4.00	1.00	4	1,800.00
20-61-51-13050	56,897.00	89,226.42	89,226.42	89,226.42		
Fitness Exercise						
Detail Description	Hourly Rate	Hours Per Day	Days Per Week	Number of Weeks	Employees	Amount (\$)
Fitness Instructors	28.40	7.00	7.00	50.00	1	69,580.00
Yoga Instructors	34.48	1.50	6.00	50.00	1	15,516.00
Staff Meeting/Training	32.00	1.00	1.00	2.00	20	1,280.00
Community Events	32.00	2.00	1.00	4.00	2	512.00
Part-time Employee Paid Time Off	0.00	0.00	0.00	0.00	0	2,338.42

ANNUAL BUDGET ESTIMATE - ALL

Amended - 2025-2026

Park District of Oak Park

FY 2024

Account	2024		2025	
	Estimate (\$)	Requested (\$)	Recommended (\$)	Approved (\$)
20-61-52-00650 BANK SERVICE CHARGE	58,772.38	63,200.00	63,200.00	63,200.00
20-61-52-12000 FRANK LLOYD WRIGHT RACE	21,000.00	21,865.00	21,865.00	21,865.00
Detail Description	Quantity	Unit Amount (\$)	Amount (\$)	
Race Timing Service	1.00	17,000.00	17,000.00	
Toilets	1.00	1,500.00	1,500.00	
Race Announcers	1.00	250.00	250.00	
Village Permit	1.00	800.00	800.00	
Bib Postage	1.00	15.00	15.00	
Flyer Distribution Boy Scouts	1.00	100.00	100.00	
Police and/or outside security	1.00	2,200.00	2,200.00	
20-61-52-12010 COMMUNITY SPECIAL EVENTS	35,000.00	52,500.00	37,500.00	37,500.00
Detail Description	Quantity	Unit Amount (\$)	Amount (\$)	
Illinois Unplugged	1.00	1,000.00	1,000.00	
Summer Concerts	12.00	1,500.00	18,000.00	
Movies	5.00	500.00	2,500.00	
Fall Fest	5.00	3,000.00	15,000.00	
DIOV	1.00	1,000.00	1,000.00	

ANNUAL BUDGET ESTIMATE - ALL

Amended - 2025-2026

Park District of Oak Park

FY 2024

Account			2024	2025		
			Estimate (\$)	Requested (\$)	Recommended (\$)	Approved (\$)
20-61-52-12030			52,500.00	62,486.00	62,486.00	62,486.00
COMMUNITY DAY CAMPS						
Detail Description	Quantity	Unit Amount (\$)	Amount (\$)			
Spark K-1 Field Trip Fee	9.00	728.00	6,552.00			
Spark 2-3 Field Trip Fee	9.00	840.00	7,560.00			
Spark 4-6 Field Trip Fee	9.00	448.00	4,032.00			
Passport Field Trip Fee	28.00	630.00	17,640.00			
Spark K-1 Bus	9.00	400.00	3,600.00			
Spark 2-3 Bus	18.00	400.00	7,200.00			
Spark 4-6 Bus	9.00	400.00	3,600.00			
Passport Bus	28.00	400.00	11,200.00			
Adventure Weeks In House Field Trips	9.00	58.00	522.00			
S'more In House Field Trip	1.00	580.00	580.00			
20-61-52-12040						
AFTERSCHOOL PROGRAMS						
20-61-52-12050			7,000.00	10,527.60	10,527.60	10,527.60
ACTIVE ADULTS PROGRAMS						
Detail Description	Quantity	Unit Amount (\$)	Amount (\$)			
Line Dancing	1,080.00	3.97	4,287.60			
Virtual Tech Classes	20.00	20.00	400.00			
Holiday Part Expenses	50.00	20.00	1,000.00			
Contractual Tai Chi	28.00	70.00	1,960.00			
Trips	144.00	20.00	2,880.00			
20-61-52-12060			14,800.00	16,938.00	16,938.00	16,938.00
Teen Programs						
Detail Description	Quantity	Unit Amount (\$)	Amount (\$)			
Teen Scene Field Trips	18.00	400.00	7,200.00			
Teen Scene Field Trip Buses	18.00	400.00	7,200.00			
Teen Trips Costs	6.00	150.00	900.00			
Rink Bus for 4-6 & Teens	9.00	182.00	1,638.00			

ANNUAL BUDGET ESTIMATE - ALL

Amended - 2025-2026

Park District of Oak Park

FY 2024

Account	2024		2025			
	Estimate (\$)	Requested (\$)	Recommended (\$)	Approved (\$)		
20-61-52-12340	148,000.00	168,827.00	160,542.00	160,542.00		
SPECIAL INTEREST PROGRAMS						
Detail Description	Quantity	Unit Amount (\$)	Amount (\$)			
LEGO Classes	100.00	90.00	9,000.00			
LEGO One-Day Workshops	336.00	40.00	13,440.00			
LEGO Camp	400.00	201.00	80,400.00			
STEAM Classes	40.00	88.00	3,520.00			
Chess Classes	48.00	68.00	3,264.00			
Chess One-Day Workshops	80.00	33.00	2,640.00			
Chess Camp	100.00	150.00	15,000.00			
Coding Classes	112.00	260.00	29,120.00			
Magic Classes	270.00	15.40	4,158.00			
20-61-52-12350	3,000.00	5,340.00	5,340.00	5,340.00		
NATURE AND ADVENTURE PROGRAMS						
Detail Description	Quantity	Unit Amount (\$)	Amount (\$)			
Archery Instructor Training	2.00	60.00	120.00			
Adventure Program Fees	64.00	40.00	2,560.00			
Teen Ski Trip	14.00	190.00	2,660.00			
20-61-52-12360	20,000.00	24,690.00	24,690.00	24,690.00		
NATURE AND ADVENTURE CAMPS						
Detail Description	Factor	Fee (\$)	Session	Classes	Enrollment	Amount (\$)
School Usage Fees	1.00	1,200.00	1	1	1	1,200.00
Adventurers Camp Field Trips	1.00	30.00	9	1	32	8,640.00
Explorers Camp Field Trips	1.00	10.00	9	1	45	4,050.00
Adventurers Camp Field Trip Bus	1.00	400.00	9	2	1	7,200.00
Explorers Camp Field Trip Bus	1.00	400.00	9	1	1	3,600.00

ANNUAL BUDGET ESTIMATE - ALL

Amended - 2025-2026

Park District of Oak Park

FY 2024

Account			2024	2025		
			Estimate (\$)	Requested (\$)	Recommended (\$)	Approved (\$)
20-61-52-13050			3,839.83	4,842.00	5,342.00	5,342.00
Fitness Exercise						
Detail Description	Quantity	Unit Amount (\$)	Amount (\$)			
Spin bike maintenance	1.00	450.00	450.00			
Les Mills Contract	12.00	366.00	4,392.00			
Spin bike repair	1.00	500.00	500.00			
20-61-53-12000			61,500.00	97,250.00	73,885.00	73,885.00
FRANK LLOYD WRIGHT RACE						
Detail Description	Quantity	Unit Amount (\$)	Amount (\$)			
Knit hats	2,300.00	5.00	11,500.00			
FLW Scholarship Proceeds	1.00	28,785.00	28,785.00			
Awards	1.00	1,600.00	1,600.00			
Participant/Staff/Volunteer Shirts	2,300.00	13.00	29,900.00			
Volunteer refreshments	200.00	1.00	200.00			
No parking signs	200.00	1.00	200.00			
Safety Pins	1.00	200.00	200.00			
Course Water	1.00	325.00	325.00			
Water Cups	1.00	375.00	375.00			
Misc Supplies	1.00	800.00	800.00			
20-61-53-12010			4,000.00	5,700.00	20,700.00	20,700.00
COMMUNITY SPECIAL EVENTS						
Detail Description	Quantity	Unit Amount (\$)	Amount (\$)			
Winter Fest	1.00	600.00	600.00			
Egg Hunt Decorations & Addt. Supplies	1.00	500.00	500.00			
Egg Hunt Eggs	45.00	80.00	3,600.00			
Illinois Unplugged/Olympic Week	1.00	700.00	700.00			
2 new Tents for stage for Concerts	2.00	150.00	300.00			
New Movie in the Park System	1.00	15,000.00	15,000.00			

ANNUAL BUDGET ESTIMATE - ALL

Amended - 2025-2026

Park District of Oak Park

FY 2024

Account	2024		2025	
	Estimate (\$)	Requested (\$)	Recommended (\$)	Approved (\$)
20-61-53-12030		12,249.00	13,898.45	13,898.45
COMMUNITY DAY CAMPS				
Detail Description	Quantity	Unit Amount (\$)	Amount (\$)	
Outdoor fun for Andersen due to construction	1.00	500.00	500.00	
Spark Staff Shirts	90.00	4.57	411.30	
Jr. Spark Staff Shirts	15.00	4.57	68.55	
Adventure Weeks Staff Shirts	15.00	4.57	68.55	
Nature Weeks Staff Shirt	15.00	4.57	68.55	
Spark/Extended Start-Up Supplies	4.00	250.00	1,000.00	
Early Childhood Camps Start-Up Supplies	4.00	100.00	400.00	
Passport Snack	28.00	25.00	700.00	
Passport Replacement Supplies	4.00	100.00	400.00	
Early Childhood Camper Shirts	350.00	4.57	1,599.50	
Jr. Spark Supplies	9.00	45.00	405.00	
Adventure Weeks Supplies	9.00	45.00	405.00	
Summer Stay and Play Supplies	9.00	45.00	405.00	
Spark K-1 Supplies	9.00	100.00	900.00	
Spark 2-3 Supplies	9.00	150.00	1,350.00	
Spark 4-6 Supplies	9.00	100.00	900.00	
Extended Supplies	9.00	75.00	675.00	
Spark Camper Shirts	600.00	4.57	2,742.00	
Extended Spark Snack	10.00	90.00	900.00	

ANNUAL BUDGET ESTIMATE - ALL

Amended - 2025-2026

Park District of Oak Park

FY 2024

Account			2024	2025		
			Estimate (\$)	Requested (\$)	Recommended (\$)	Approved (\$)
20-61-53-12040			39,850.00	41,780.00	14,780.00	14,780.00
AFTERSCHOOL PROGRAMS						
Detail Description	Quantity	Unit Amount (\$)	Amount (\$)			
Outdoor fun for Andersen due to construction	1.00	1,000.00	1,000.00			
Longfellow-Supplies	9.00	250.00	2,250.00			
Carroll-Supplies	9.00	270.00	2,430.00			
Fox-Supplies	9.00	175.00	1,575.00			
Field-Supplies	9.00	150.00	1,350.00			
Barrie-Supplies	9.00	175.00	1,575.00			
Dole-Supplies	9.00	175.00	1,575.00			
Andersen-Supplies	9.00	175.00	1,575.00			
Austin Gardens-Supplies	9.00	150.00	1,350.00			
Longfellow-Snack	9.00	325.00	2,925.00			
Carroll-Snack	9.00	425.00	3,825.00			
Fox-Snack	9.00	325.00	2,925.00			
Field-Snack	9.00	200.00	1,800.00			
Barrie-Snack	9.00	325.00	2,925.00			
Dole-Snack	9.00	325.00	2,925.00			
Andersen-Snack	9.00	325.00	2,925.00			
Austin Gardens-Snack	9.00	200.00	1,800.00			
Start Up Funds	1.00	1,600.00	1,600.00			
New Pinnies	1.00	600.00	600.00			
Staff Uniforms	1.00	700.00	700.00			
End of Season Party	1.00	500.00	500.00			
Camper Shirts	1.00	1,650.00	1,650.00			
20-61-53-12050			1,600.00	2,000.00	2,000.00	2,000.00
ACTIVE ADULTS PROGRAMS						
Detail Description	Quantity	Unit Amount (\$)	Amount (\$)			
Games/Refreshments/Etc	4.00	200.00	800.00			
supplies/misc	4.00	300.00	1,200.00			

ANNUAL BUDGET ESTIMATE - ALL

Amended - 2025-2026

Park District of Oak Park

FY 2024

Account			2024	2025		
			Estimate (\$)	Requested (\$)	Recommended (\$)	Approved (\$)
20-61-53-12060			9,250.00	9,749.76	9,749.76	9,749.76
Teen Programs						
Detail Description	Quantity	Unit Amount (\$)	Amount (\$)			
One Day Craft Class	8.00	60.00	480.00			
One Day Special Events	8.00	60.00	480.00			
Safe Sitter Participant Manual	144.00	18.54	2,669.76			
Safe Sitter Lunch	12.00	80.00	960.00			
Esports Consoles	1.00	600.00	600.00			
Esports Supplies	7.00	150.00	1,050.00			
Esports Replacement Fund	10.00	100.00	1,000.00			
Teen Scene Start Up Supplies	1.00	400.00	400.00			
Teen Scene Supplies	9.00	100.00	900.00			
CIT Shirts	160.00	6.00	960.00			
CIT Supplies	1.00	150.00	150.00			
Flashlight Egg Hunt Supplies	1.00	50.00	50.00			
Halloween Scavenger Hunt Supplies	1.00	50.00	50.00			
20-61-53-12340						
SPECIAL INTEREST PROGRAMS						
20-61-53-12350			5,700.00	8,242.00	8,242.00	8,242.00
NATURE AND ADVENTURE PROGRAMS						
Detail Description	Quantity	Unit Amount (\$)	Amount (\$)			
Staff Uniform	40.00	4.25	170.00			
Intergenerational Program Supplies	588.00	4.00	2,352.00			
Archery Program Supplies	288.00	15.00	4,320.00			
New Spooky Stroll Supplies	1.00	700.00	700.00			
Oak Park Family Campout Supplies	1.00	700.00	700.00			

ANNUAL BUDGET ESTIMATE - ALL

Amended - 2025-2026

Park District of Oak Park

FY 2024

Account	2024		2025			
	Estimate (\$)	Requested (\$)	Recommended (\$)	Approved (\$)		
20-61-53-12360	12,000.00	14,109.00	14,391.56	14,391.56		
NATURE AND ADVENTURE CAMPS						
Detail Description	Factor	Fee (\$)	Session	Classes	Enrollment	Amount (\$)
OE Camp Weekly Supplies	1.00	100.00	9	1	1	900.00
Camper Shirts (OE)	700.00	4.57	1	1	1	3,199.00
Camper Shirts (CCM)	200.00	4.57	1	1	1	914.00
OA Camp Weekly Supplies	1.00	100.00	9	1	1	900.00
Outdoor Extended Camp Snack	315.00	8.00	1	1	1	2,520.00
Spring Day Camp Supplies & Snack	1.00	60.00	5	1	1	300.00
Employee Appreciation	1.00	100.00	1	1	3	300.00
Winter Day Camp Supplies & Snack	1.00	60.00	7	1	1	420.00
Single-Day Camp Supplies & Snack	1.00	60.00	11	1	1	660.00
CCM Camp Weekly Supplies	1.00	100.00	9	1	1	900.00
Staff Shirts	60.00	4.57	1	1	1	274.20
CCM Camp Start-up Supplies	1.00	200.00	1	1	1	200.00
Camper Shirts (OA)	548.00	4.57	1	1	1	2,504.36
OA Camp Start-up Supplies	1.00	200.00	1	1	1	200.00
OE Camp Start-up Supplies	1.00	200.00	1	1	1	200.00
20-61-53-13050	1,350.00	2,600.00	2,600.00	2,600.00	2,600.00	
Fitness Exercise						
Detail Description	Quantity	Unit Amount (\$)	Amount (\$)			
Staff Tanks/T-shirts	20.00	5.00	100.00			
Equipment replacement	1.00	2,500.00	2,500.00			
Total Revenue			\$2,469,845.00	\$2,735,477.60	\$2,736,335.60	\$2,736,335.60
Total Expenditure			\$1,388,713.21	\$1,651,747.30	\$1,657,935.26	\$1,657,935.26
Net			\$1,081,131.79	\$1,083,730.30	\$1,078,400.34	\$1,078,400.34
Report Total Revenue			\$2,469,845.00	\$2,735,477.60	\$2,736,335.60	\$2,736,335.60

ANNUAL BUDGET ESTIMATE - ALL
 Amended - 2025-2026

Park District of Oak Park
 FY 2024

Account	2024	2025		
	Estimate (\$)	Requested (\$)	Recommended (\$)	Approved (\$)
Report Total Expenditure	\$1,388,713.21	\$1,651,747.30	\$1,657,935.26	\$1,657,935.26
Report Total Net	\$1,081,131.79	\$1,083,730.30	\$1,078,400.34	\$1,078,400.34

ANNUAL BUDGET ESTIMATE - ALL

Amended - 2025-2026

Park District of Oak Park

FY 2024

Account	2024		2025			
	Estimate (\$)	Requested (\$)	Recommended (\$)	Approved (\$)		
Fund: 20 Recreation						
Revenue						
20-62-49-12390	70,000.00	85,932.00	85,932.00	85,932.00		
ARTS & CRAFTS						
Detail Description	Factor	Fee (\$)	Session	Classes	Enrollment	Amount (\$)
School's Out-Art Day Half Day	1.00	33.00	20	1	5	3,300.00
School's Out-Art Day Full Day	1.00	66.00	29	1	5	9,570.00
Cartooning 101	1.00	40.00	4	1	7	1,120.00
Makers' Space	1.00	40.00	35	1	4	5,600.00
Build a D &D Character	1.00	40.00	4	1	7	1,120.00
Youth Drawing & Painting	1.00	48.00	4	1	6	1,152.00
Stained Glass	1.00	16.00	48	1	6	4,608.00
Partner Ceramics	1.00	122.00	6	1	5	3,660.00
Beginners Ceramics	1.00	122.00	6	1	6	4,392.00
Family Ceramics	1.00	122.00	8	1	5	4,880.00
Open Studio	1.00	28.00	12	1	4	1,344.00
Beginners Wheel	1.00	122.00	6	1	6	4,392.00
Textiles	1.00	119.00	12	1	6	8,568.00
Painting/Drawing	1.00	80.00	6	1	7	3,360.00
Creative Cooking	1.00	30.00	24	1	11	7,920.00
Global Cooking	1.00	88.00	6	1	5	2,640.00
1 Day Art Workshops	1.00	18.00	75	1	7	9,450.00
Jewelry/Lapidary/Soldering	1.00	100.00	10	1	3	3,000.00
Youth Ceramics	1.00	122.00	6	1	8	5,856.00

ANNUAL BUDGET ESTIMATE - ALL

Amended - 2025-2026

Park District of Oak Park

FY 2024

Account	2024		2025			
	Estimate (\$)	Requested (\$)	Recommended (\$)	Approved (\$)		
20-62-49-12500	290,160.00	327,012.00	327,012.00	327,012.00		
SCAW						
Detail Description	Factor	Fee (\$)	Session	Classes	Enrollment	Amount (\$)
SCAW Session 1 Day Camp	1.00	468.00	1	1	94	43,992.00
SCAW Session 1 Extended Camp	1.00	468.00	1	1	25	11,700.00
SCAW Session 2 & 3 Day Camp	1.00	234.00	2	1	83	38,844.00
SCAW Session 2 & 3 Extended Camp	1.00	234.00	2	1	29	13,572.00
SCAW Session 4 & 5 SCAW Mini Camp	1.00	251.00	2	1	48	24,096.00
SCAW Session 4 & 5 Extended Camp	1.00	117.00	1	1	12	1,404.00
Everybody Rocks Session 4	1.00	63.00	6	1	7	2,646.00
World Culture through Food & Art Session 1	1.00	245.00	4	1	12	11,760.00
World Culture through Food & Art Session 2 & 3	1.00	122.50	8	1	12	11,760.00
World Culture through Food & Art Session 4	1.00	61.00	4	1	12	2,928.00
Teen Cooking	1.00	190.00	9	1	7	11,970.00
Summer Launch 12-3pm	1.00	419.00	1	1	20	8,380.00
Summer Launch 12-6pm	1.00	838.00	1	1	5	4,190.00
SCAW Art Workshops session 1	1.00	238.00	36	1	10	85,680.00
SCAW Art Workshops session 2 & 3	1.00	119.00	36	1	10	42,840.00
Everybody Rocks Session 1	1.00	250.00	3	1	8	6,000.00
Everybody Rocks Session 2 & 3	1.00	125.00	6	1	7	5,250.00

ANNUAL BUDGET ESTIMATE - ALL

Amended - 2025-2026

Park District of Oak Park

FY 2024

Account	2024		2025			
	Estimate (\$)	Requested (\$)	Recommended (\$)	Approved (\$)		
20-62-49-12610	333,850.00	357,516.00	357,516.00	357,516.00		
PERFORMING ARTS						
Detail Description	Factor	Fee (\$)	Session	Classes	Enrollment	Amount (\$)
Youth Circus Classes	1.00	80.00	3	2	6	2,880.00
CirqueExperience Beginner Gym Wheel	1.00	210.00	2	1	5	2,100.00
Kuumba Kids	1.00	150.00	2	1	5	1,500.00
Music Lessons (Jan-Mar)	1.00	105.00	3	5	1	1,575.00
Music Lessons (Mar-Dec)	1.00	109.00	5	5	1	2,725.00
Youth Theatre Ages 4-6 Fall	1.00	194.00	1	3	8	4,656.00
Ticket Sales	1.00	9.00	1	1	2,000	18,000.00
Adult Performing Arts Winter/Spring	1.00	128.00	2	3	8	6,144.00
Adult Performing Arts Summer Fall	1.00	96.00	3	3	8	6,912.00
Dancin' At The Mansion Spring/Summer/Fall	1.00	100.00	6	2	10	12,000.00
Youth Dance Ages 6-12 Summer	1.00	93.00	1	4	9	3,348.00
Dance Camp Jun 30- Jul 4	1.00	235.00	2	1	10	4,700.00
Full Day Dance Camp PreK- 1st	1.00	294.00	9	1	22	58,212.00
Full Day Dance Camp 2nd- 7th	1.00	294.00	8	1	15	35,280.00
Half Day Dance Camp	1.00	147.00	18	1	7	18,522.00
Summer Musical	1.00	220.00	1	1	20	4,400.00
Youth Dance Ages 6-12 Fall	1.00	258.00	1	9	12	27,864.00
Youth Dance Ages 2-5 Winter	1.00	104.00	1	14	13	18,928.00
Youth Dance Ages 6-12 Winter	1.00	120.00	1	9	12	12,960.00
Youth Dance Ages 2-5 Spring	1.00	164.00	1	15	13	31,980.00
Youth Dance Ages 6-12 Spring	1.00	180.00	1	9	12	19,440.00
Youth Dance Ages 2-5 Summer	1.00	80.00	1	9	11	7,920.00
Youth Theatre Ages 7-12 Fall	1.00	219.00	1	2	6	2,628.00
Youth Theatre Ages 4-6 Winter	1.00	104.00	1	3	8	2,496.00
Youth Theatre Ages 7-12 Winter	1.00	120.00	1	2	6	1,440.00
Youth Theatre Ages 4-6 Spring	1.00	107.00	1	3	8	2,568.00
Youth Theatre Ages 7-12 Spring	1.00	124.00	1	2	6	1,488.00
Youth Dance Ages 2-5 Fall	1.00	230.00	1	15	13	44,850.00

Expenditure

ANNUAL BUDGET ESTIMATE - ALL

Amended - 2025-2026

Park District of Oak Park

FY 2024

Account	2024		2025			
	Estimate (\$)	Requested (\$)	Recommended (\$)	Approved (\$)		
20-62-51-12390	20,000.00	25,716.47	25,716.47	25,716.47		
ARTS & CRAFTS						
Detail Description	Hourly Rate	Hours Per Day	Days Per Week	Number of Weeks	Employees	Amount (\$)
Part-time Employee Paid Time Off	0.00	0.00	0.00	0.00	0	673.97
Makers' Space Instructor	21.00	2.50	1.00	35.00	1	1,837.50
Arts Workshop Instructor	21.00	2.50	3.00	40.00	1	6,300.00
Cartooning/Creative Writing Instructor	21.00	2.50	1.00	40.00	1	2,100.00
Painting/Drawing Instructor	27.00	2.00	1.00	30.00	1	1,620.00
Lapidary/Jewelry Instructor	21.00	3.00	7.00	6.00	1	2,646.00
Ceramics Instructor	25.00	2.50	3.00	30.00	1	5,625.00
Textiles Instructor	21.00	2.50	3.00	12.00	1	1,890.00
Stained Glass Instructor	21.00	3.00	1.00	48.00	1	3,024.00
20-62-51-12500	100,000.00	106,770.71	106,770.71	106,770.71	106,770.71	
SCAW						
Detail Description	Hourly Rate	Hours Per Day	Days Per Week	Number of Weeks	Employees	Amount (\$)
Part-time Employee Paid Time Off	0.00	0.00	0.00	0.00	0	2,798.21
Camp Coordinator	17.00	7.50	5.00	10.00	1	6,375.00
Camp Supervisor	16.00	7.50	5.00	10.00	1	6,000.00
Camp Assistant Supervisor	15.50	7.50	5.00	10.00	1	5,812.50
Camp Counselor June 9-Aug 1	15.00	7.00	5.00	8.00	14	58,800.00
Camp Counselor Aug 4-15	15.00	7.00	5.00	2.00	5	5,250.00
SCAW Instructor June 9-Aug 1	21.00	4.50	5.00	8.00	5	18,900.00
SCAW Instructor Aug 4-15	21.00	4.50	5.00	2.00	3	2,835.00

ANNUAL BUDGET ESTIMATE - ALL

Amended - 2025-2026

Park District of Oak Park

FY 2024

Account	2024		2025			
	Estimate (\$)	Requested (\$)	Recommended (\$)	Approved (\$)		
20-62-51-12610	90,444.47	97,819.62	97,819.62	97,819.62		
PERFORMING ARTS						
Detail Description	Hourly Rate	Hours Per Day	Days Per Week	Number of Weeks	Employees	Amount (\$)
Instructors	20.00	4.00	2.00	35.00	6	33,600.00
Assistants	15.00	2.00	2.00	35.00	4	8,400.00
Part-time Employee Paid Time Off	0.00	0.00	0.00	0.00	0	2,563.62
Summer Camp Staff Training	16.00	3.00	4.00	1.00	13	2,496.00
Summer Camp Dance Instructor	18.00	4.00	5.00	9.00	4	12,960.00
Summer Camp Counselors	15.00	8.00	5.00	9.00	7	37,800.00
20-62-52-00650	25,401.48	33,100.00	33,100.00	33,100.00	33,100.00	
BANK SERVICE CHARGE						
20-62-52-12390	10,000.00	8,916.00	8,916.00	8,916.00	8,916.00	
ARTS & CRAFTS						
Detail Description	Quantity	Unit Amount (\$)	Amount (\$)			
Equipment Repair	3.00	700.00	2,100.00			
Global Peel (Creative Cooking)	264.00	19.00	5,016.00			
World Culture	30.00	60.00	1,800.00			
20-62-52-12500	30,000.00	40,201.50	40,201.50	40,201.50	40,201.50	
SCAW						
Detail Description	Quantity	Unit Amount (\$)	Amount (\$)			
School Usage Fee	1.00	1,200.00	1,200.00			
World Culture through Food & Art session 1	48.00	193.00	9,264.00			
World Culture through Food & Art session 2 & 3	96.00	96.50	9,264.00			
World Culture through Food & Art Session 4	48.00	48.00	2,304.00			
Teen Cooking	63.00	133.00	8,379.00			
Everybody Rocks Session 1	24.00	176.50	4,236.00			
Everybody Rocks Session 2 & 3	42.00	88.25	3,706.50			
Everybody Rocks Session 4	42.00	44.00	1,848.00			

ANNUAL BUDGET ESTIMATE - ALL

Amended - 2025-2026

Park District of Oak Park

FY 2024

Account			2024	2025		
			Estimate (\$)	Requested (\$)	Recommended (\$)	Approved (\$)
20-62-52-12610			8,351.00	9,120.00	9,120.00	9,120.00
PERFORMING ARTS						
Detail Description	Quantity	Unit Amount (\$)	Amount (\$)			
Dancin' At the Mansion	120.00	55.00	6,600.00			
Kuumba Kids	10.00	105.00	1,050.00			
CirqueExperience	10.00	147.00	1,470.00			
20-62-53-12390			6,000.00	11,002.50	11,002.50	11,002.50
ARTS & CRAFTS						
Detail Description	Quantity	Unit Amount (\$)	Amount (\$)			
Regular Season Art Supplies	365.00	28.50	10,402.50			
Art Tech	1.00	600.00	600.00			
20-62-53-12500			10,000.00	8,108.00	9,357.29	9,357.29
SCAW						
Detail Description	Quantity	Unit Amount (\$)	Amount (\$)			
Camp Supplies	10.00	200.00	2,000.00			
Camp Art Supplies	10.00	600.00	6,000.00			
Staff Shirts	27.00	4.57	123.39			
Camper T-shirts	270.00	4.57	1,233.90			
20-62-53-12610			25,143.00	25,280.00	25,271.40	25,271.40
PERFORMING ARTS						
Detail Description	Quantity	Unit Amount (\$)	Amount (\$)			
Camp Supplies	18.00	60.00	1,080.00			
Costumes	400.00	55.00	22,000.00			
Dance Supplies	1.00	700.00	700.00			
Musical Supplies	1.00	1,400.00	1,400.00			
Staff T-Shirts	20.00	4.57	91.40			

ANNUAL BUDGET ESTIMATE - ALL
Amended - 2025-2026

Park District of Oak Park
FY 2024

Account	2024	2025		
	Estimate (\$)	Requested (\$)	Recommended (\$)	Approved (\$)
Total Revenue	\$694,010.00	\$770,460.00	\$770,460.00	\$770,460.00
Total Expenditure	\$325,339.95	\$366,034.80	\$367,275.49	\$367,275.49
Net	\$368,670.05	\$404,425.20	\$403,184.51	\$403,184.51
Report Total Revenue	\$694,010.00	\$770,460.00	\$770,460.00	\$770,460.00
Report Total Expenditure	\$325,339.95	\$366,034.80	\$367,275.49	\$367,275.49
Report Total Net	\$368,670.05	\$404,425.20	\$403,184.51	\$403,184.51

ANNUAL BUDGET ESTIMATE - ALL

Amended - 2025-2026

Park District of Oak Park

FY 2024

Account	2024		2025			
	Estimate (\$)	Requested (\$)	Recommended (\$)	Approved (\$)		
Fund: 20 Recreation						
Revenue						
20-63-49-12700	175,000.00	147,266.00	147,266.00	147,266.00		
PRESCHOOL						
Detail Description	Factor	Fee (\$)	Session	Classes	Enrollment	Amount (\$)
Pre-K (Fall)	1.00	476.00	5	1	14	33,320.00
2 day Nature Preschool (Fall)	1.00	206.00	5	1	18	18,540.00
3 day Nature Preschool (Fall)	1.00	317.00	5	1	18	28,530.00
Pre-K (Spring)	1.00	462.00	4	1	14	25,872.00
2 Day Nature Preschool (Spring)	1.00	200.00	4	1	18	14,400.00
3 Day Nature Preschool (Spring)	1.00	307.00	4	1	18	22,104.00
Registration Fee	1.00	100.00	1	1	45	4,500.00
20-63-49-12720	50,000.00	55,378.00				
PLAYSCHOOL						
Detail Description	Factor	Fee (\$)	Session	Classes	Enrollment	Amount (\$)
Playschool: 3 day (Spring)	1.00	246.00	5	1	14	17,220.00
Playschool: 2 day (Spring)	1.00	165.00	5	1	14	11,550.00
Registration Fee	1.00	100.00	1	1	32	3,200.00
Playschool: 3 day (Fall)	1.00	254.00	4	1	14	14,224.00
Playschool: 2 day (Fall)	1.00	170.00	4	1	14	9,184.00
20-63-49-12740	27,000.00	29,016.00				
EARLY CHILDHOOD CLASSES						
Detail Description	Factor	Fee (\$)	Session	Classes	Enrollment	Amount (\$)
EC Enrichment Programs	1.00	20.00	12	2	6	2,880.00
Lunch Bunch	1.00	75.00	9	4	6	16,200.00
Chef Toddler	1.00	21.00	12	1	6	1,512.00
Building Blocks	1.00	21.00	12	1	6	1,512.00
Let's Explore	1.00	30.00	12	1	6	2,160.00
Mini Passport	1.00	33.00	1	24	6	4,752.00

ANNUAL BUDGET ESTIMATE - ALL

Amended - 2025-2026

Park District of Oak Park

FY 2024

Account	2024		2025			
	Estimate (\$)	Requested (\$)	Recommended (\$)	Approved (\$)		
20-63-49-12840	22,000.00	23,560.00	23,560.00	23,560.00		
INDOOR PLAYGROUND						
Detail Description	Factor	Fee (\$)	Session	Classes	Enrollment	Amount (\$)
Indoor Playground Seasonal Pass Fall	1.00	61.00	1	1	60	3,660.00
Indoor Playground Daily Fee Spring	1.00	9.00	5	10	9	4,050.00
Indoor Playground Seasonal Pass Spring	1.00	58.00	1	1	150	8,700.00
Birthday Party Booking	1.00	350.00	5	1	1	1,750.00
Indoor Playground Daily Fee Fall	1.00	10.00	3	20	9	5,400.00
Expenditure						
20-63-51-12700	120,000.00	82,214.45	82,214.45	82,214.45		
PRESCHOOL						
Detail Description	Hourly Rate	Hours Per Day	Days Per Week	Number of Weeks	Employees	Amount (\$)
Pre-K Assistant (Spring)	16.00	4.75	5.00	20.00	1	7,600.00
Nature Preschool Lead Spring	19.20	4.75	5.00	20.00	1	9,120.00
Nature Preschool Lead Fall	21.12	4.75	5.00	17.00	1	8,527.20
Pre-K Lead Spring	18.00	5.50	5.00	20.00	1	9,900.00
Pre-K Lead Fall	18.72	5.50	5.00	17.00	1	8,751.60
Part-time Employee Paid Time Off	0.00	0.00	0.00	0.00	0	2,154.65
Nature Preschool Assistant (Fall)	17.20	4.75	5.00	17.00	2	13,889.00
Pre-K Assistant (Fall)	16.64	5.00	5.00	17.00	1	7,072.00
Nature Preschool Assistant (Spring)	16.00	4.75	5.00	20.00	2	15,200.00
20-63-51-12720	25,000.00	20,704.11	20,704.11	20,704.11		
PLAYSCHOOL						
Detail Description	Hourly Rate	Hours Per Day	Days Per Week	Number of Weeks	Employees	Amount (\$)
Playschool Assistant (Fall)	17.14	3.00	5.00	17.00	1	4,370.70
Playschool Lead (Fall)	19.96	3.00	5.00	17.00	1	5,089.80
Part-time Employee Paid Time Off	0.00	0.00	0.00	0.00	0	542.61
Playschool Lead (Spring)	19.19	3.00	5.00	20.00	1	5,757.00
Playschool Assistant (Spring)	16.48	3.00	5.00	20.00	1	4,944.00

ANNUAL BUDGET ESTIMATE - ALL

Amended - 2025-2026

Park District of Oak Park

FY 2024

Account	2024		2025			
	Estimate (\$)	Requested (\$)	Recommended (\$)	Approved (\$)		
20-63-51-12740	14,000.00	15,868.80	16,004.44	16,004.44		
EARLY CHILDHOOD CLASSES						
Detail Description	Hourly Rate	Hours Per Day	Days Per Week	Number of Weeks	Employees	Amount (\$)
Lunch Bunch Staff Fall	15.00	2.50	4.00	9.00	2	2,700.00
Chef Toddler Staff Spring	15.00	2.00	1.00	6.00	2	360.00
Mini Passport Staff Fall	15.00	4.00	1.00	18.00	2	2,160.00
Enrichment Classes Staff Spring	15.00	2.50	2.00	12.00	2	1,800.00
Enrichment Classes Staff Fall	15.00	2.50	2.00	12.00	2	1,800.00
Part-time Employee Paid Time Off	0.00	0.00	0.00	0.00	0	419.44
Halloween Town	15.00	3.50	1.00	1.00	2	105.00
Lunch Bunch Staff Spring	15.00	2.50	4.00	9.00	2	2,700.00
Chef Toddler Staff Fall	15.00	2.00	1.00	6.00	2	360.00
Building Blocks Staff Spring	15.00	2.00	1.00	6.00	2	360.00
Building Blocks Staff Fall	15.00	2.00	1.00	6.00	2	360.00
Let's Explore Staff Spring	15.00	2.00	1.00	6.00	2	360.00
Let's Explore Staff Fall	15.00	2.00	1.00	6.00	2	360.00
Mini Passport Staff Spring	15.00	4.00	1.00	18.00	2	2,160.00
20-63-51-12840	10,600.00	11,337.87	11,460.34	11,460.34		
INDOOR PLAYGROUND						
Detail Description	Hourly Rate	Hours Per Day	Days Per Week	Number of Weeks	Employees	Amount (\$)
Birthday Party Supervisor Spring	15.00	6.00	1.00	3.00	1	270.00
Indoor Playground Supervisor (Spring)	15.60	6.00	5.00	15.00	1	7,020.00
Indoor Playground Supervisor (Fall)	15.00	5.00	5.00	10.00	1	3,750.00
Part-time Employee Paid Time Off	0.00	0.00	0.00	0.00	0	300.34
Birthday Party Supervisor Fall	15.00	4.00	1.00	2.00	1	120.00
20-63-52-00650	4,025.56	340.00	340.00	340.00		
BANK SERVICE CHARGE						

ANNUAL BUDGET ESTIMATE - ALL

Amended - 2025-2026

Park District of Oak Park

FY 2024

Account			2024	2025		
			Estimate (\$)	Requested (\$)	Recommended (\$)	Approved (\$)
20-63-52-12700			600.00	400.00	400.00	400.00
PRESCHOOL						
Detail Description	Quantity	Unit Amount (\$)	Amount (\$)			
Conference Admissions	5.00	60.00	300.00			
Professional Development	5.00	20.00	100.00			
20-63-52-12720			200.00	160.00	160.00	160.00
PLAYSCHOOL						
Detail Description	Quantity	Unit Amount (\$)	Amount (\$)			
conference admissions	2.00	60.00	120.00			
Professional Development	2.00	20.00	40.00			
20-63-52-12740						
EARLY CHILDHOOD CLASSES						
20-63-53-12700			8,600.00	6,137.50	6,137.50	6,137.50
PRESCHOOL						
Detail Description	Quantity	Unit Amount (\$)	Amount (\$)			
School Year Start Up Supplies	2.00	500.00	1,000.00			
Monthly School Supply	9.00	75.00	1,350.00			
New Equipment	1.00	500.00	500.00			
Monthly Snack	9.00	180.00	3,240.00			
Staff uniforms	10.00	4.57	47.50			
20-63-53-12720			1,800.00	2,733.50	2,733.50	2,733.50
PLAYSCHOOL						
Detail Description	Quantity	Unit Amount (\$)	Amount (\$)			
Staff uniforms	6.00	4.57	28.50			
Monthly School Supplies	9.00	75.00	675.00			
School Year Start Up Supplies	1.00	500.00	500.00			
Monthly Snack	9.00	170.00	1,530.00			

ANNUAL BUDGET ESTIMATE - ALL

Amended - 2025-2026

Park District of Oak Park

FY 2024

Account			2024	2025		
			Estimate (\$)	Requested (\$)	Recommended (\$)	Approved (\$)
20-63-53-12740			800.00	960.00	960.00	960.00
EARLY CHILDHOOD CLASSES						
Detail Description	Quantity	Unit Amount (\$)	Amount (\$)			
EC Enrichment supplies	25.00	12.00	300.00			
Lunch Bunch supplies	25.00	12.00	300.00			
Mini Classes Supplies	10.00	36.00	360.00			
20-63-53-12840			350.00	407.00	407.00	407.00
INDOOR PLAYGROUND						
Detail Description	Quantity	Unit Amount (\$)	Amount (\$)			
Staff Uniforms	12.00	4.57	57.00			
Fall Start up Supplies	2.00	150.00	300.00			
Birthday Party Supplies	5.00	10.00	50.00			
Total Revenue			\$274,000.00	\$255,220.00	\$255,220.00	\$255,220.00
Total Expenditure			\$185,975.56	\$141,263.23	\$141,521.34	\$141,521.34
Net			\$88,024.44	\$113,956.77	\$113,698.66	\$113,698.66
Report Total Revenue			\$274,000.00	\$255,220.00	\$255,220.00	\$255,220.00
Report Total Expenditure			\$185,975.56	\$141,263.23	\$141,521.34	\$141,521.34
Report Total Net			\$88,024.44	\$113,956.77	\$113,698.66	\$113,698.66

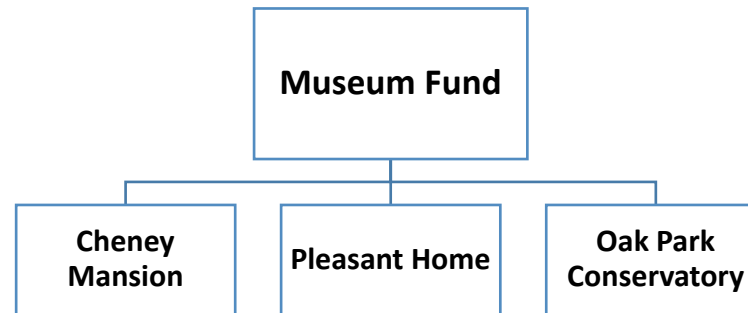
MUSEUM FUND

Description

The Museum Fund is a special revenue fund, operating under the modified accrual basis of accounting.

The Museum Fund helps to maintain three park district historic properties: Pleasant Home, Cheney Mansion, and the Conservatory. Pleasant Home is a National Historic Landmark designed in 1897 by noted prairie school architect George W. Maher for investment banker and philanthropist John W. Farson. Pleasant Home was purchased by the district in 1939.

Beginning in 2013, the District used funds to help with the capital maintenance of Cheney Mansion including upgrades to the second floor. Beginning in 2022, the District will dedicated part of this levy to maintenance of the greenhouse at the Conservatory. The District levies a property tax for the museum's operations and certain capital improvements. Because this fund provides monetary support for infrastructure and capital projects, the fund balance requirement is set at 75% of expenditures.



Fund > Department Chart: The above chart indicates the fund and each of the departments it supports.

Park District of Oak Park Mission: *In partnership with the community, we enrich lives by providing meaningful experiences through programs, parks, and facilities.*

Museum Fund

2024 RESULTS

In Progress:

- Continue to focus on getting the Museum Fund’s fund balance within the 75% fund balance target by December 31, 2028, with an ending fund balance of 200% by December 31, 2024.
 - The fund balance is currently on track, with an expected year-end fund balance of 113%.

2025 GOALS

Quality Infrastructure Management

1. Replace flooring at the Conservatory's Rubenstein Room and offices by June 1, 2025.
Performance Measure: Facility report card scores

Financial Strength

1. Continue to focus on getting the Museum Fund’s fund balance within the 75% fund balance target by December 31, 2029, with an ending fund balance of 195% by December 31, 2025.
Performance Measure: Fund balance within 195%

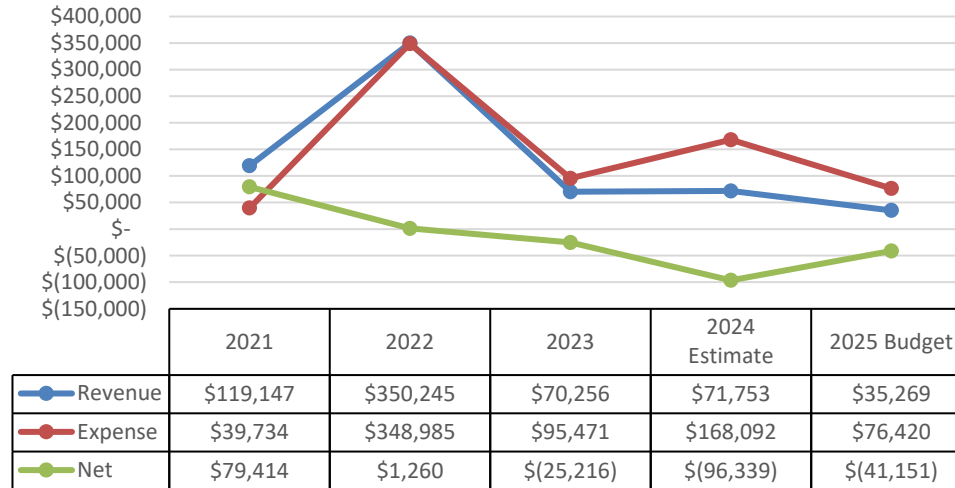


Arbor Day celebrations at Pleasant Home

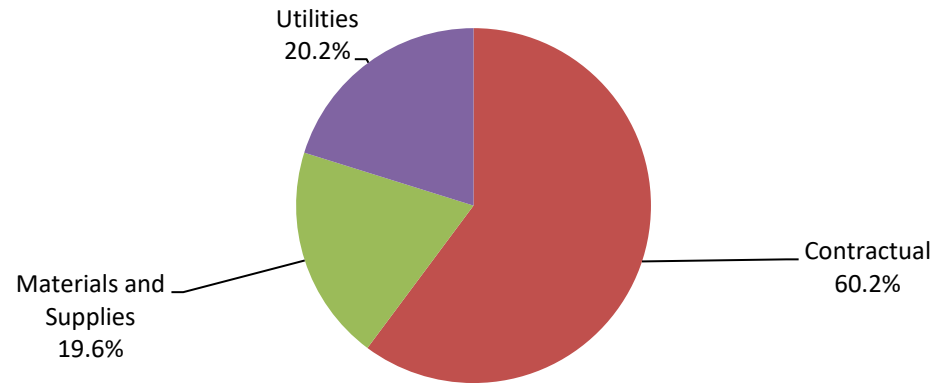
Park District of Oak Park Mission: *In partnership with the community, we enrich lives by providing meaningful experiences through programs, parks, and facilities.*

Museum Fund

Historical Data



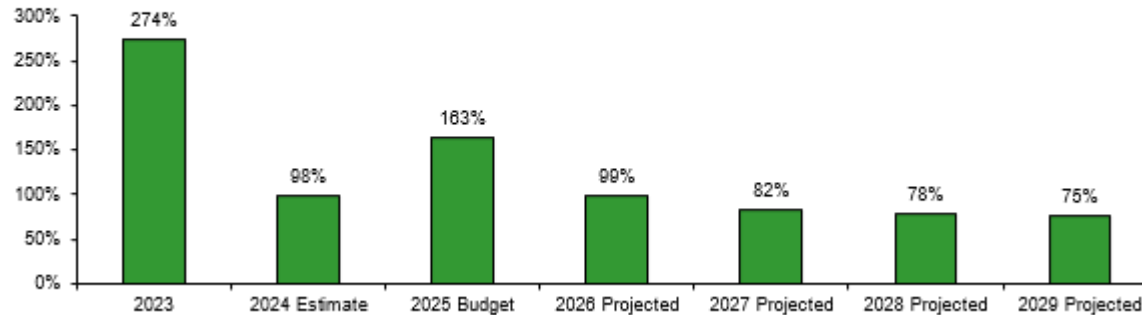
2025 Expense Distribution



Park District of Oak Park Mission: *In partnership with the community, we enrich lives by providing meaningful experiences through programs, parks, and facilities.*

**Museum Fund
Budget Detail**

	2023	2024 Estimate	2025 Budget	2026 Projected	2027 Projected	2028 Projected	2029 Projected
Tax Receipts	\$70,256	\$71,753	\$35,269	\$86,680	\$90,147	\$103,753	\$106,503
Total Revenue	\$70,256	\$71,753	\$35,269	\$86,680	\$90,147	\$103,753	\$106,503
Contractual	\$82,544	\$150,000	\$46,000	\$75,000	\$75,000	\$75,000	\$75,000
Materials and Supplies	\$520	\$0	\$15,000	\$15,000	\$15,000	\$15,000	\$15,000
Utilities	\$12,408	\$18,092	\$15,420	\$16,191	\$17,001	\$17,851	\$18,743
Total Expenses	\$95,471	\$168,092	\$76,420	\$106,191	\$107,001	\$107,851	\$108,743
Net	(\$25,216)	(\$96,339)	(\$41,151)	(\$19,511)	(\$16,854)	(\$4,098)	(\$2,240)
Fund Balance	\$261,839	\$165,500	\$124,349	\$104,838	\$87,984	\$83,886	\$81,646

Fund Balance


Park District of Oak Park Mission: *In partnership with the community, we enrich lives by providing meaningful experiences through programs, parks, and facilities.*

ANNUAL BUDGET ESTIMATE - ALL

Amended - 2025-2026

Park District of Oak Park

FY 2024

Account	2024		2025	
	Estimate (\$)	Requested (\$)	Recommended (\$)	Approved (\$)
Fund: 21 Museum				
Revenue				
21-00-41-14100 PROPERTY TAX - CURRENT YEAR	71,752.66	75,269.00	35,269.00	35,269.00
Expenditure				
21-00-52-00260 PROPERTY REPAIR	150,000.00	46,000.00	46,000.00	46,000.00
Detail Description	Quantity	Unit Amount (\$)	Amount (\$)	
Second Floor - Cheney	1.00	5,000.00	5,000.00	
PH Fire Alarm Service	1.00	400.00	400.00	
PH HVAC Contract-Boiler only	1.00	1,000.00	1,000.00	
PH Misc Repairs	1.00	1,800.00	1,800.00	
PH Interior Improvements	1.00	1,800.00	1,800.00	
Flooring replacement conservatory Rubenstein Room	1.00	30,000.00	30,000.00	
Flooring replacement conservatory offices	1.00	6,000.00	6,000.00	
21-00-52-00299 CONTRACTUAL SERVICES - OTHER				
21-00-53-00311 PH SUPPLIES- CLEANING & HOUSEHOLD				
21-00-53-00313 SUPPLIES - BUILDING MATERIALS			3,000.00	15,000.00
Detail Description	Quantity	Unit Amount (\$)	Amount (\$)	
Electric Stove	1.00	12,000.00	12,000.00	
Tables	1.00	2,500.00	2,500.00	
Misc Building Supplies	1.00	500.00	500.00	

ANNUAL BUDGET ESTIMATE - ALL

Amended - 2025-2026

Park District of Oak Park

FY 2024

Account	2024	2025		
	Estimate (\$)	Requested (\$)	Recommended (\$)	Approved (\$)
21-00-58-00800 ELECTRICITY	15,326.42	12,500.00	12,500.00	12,500.00
21-00-58-00810 NATURAL GAS				
21-00-58-00820 TELECOMMUNICATIONS				
21-00-58-00830 WATER	2,545.32	2,700.00	2,700.00	2,700.00
21-00-58-00840 PH SECURITY MONITORING	220.00	220.00	220.00	220.00
Total Revenue	\$71,752.66	\$75,269.00	\$35,269.00	\$35,269.00
Total Expenditure	\$168,091.74	\$64,420.00	\$76,420.00	\$76,420.00
Net	-\$96,339.08	\$10,849.00	-\$41,151.00	-\$41,151.00
Report Total Revenue	\$71,752.66	\$75,269.00	\$35,269.00	\$35,269.00
Report Total Expenditure	\$168,091.74	\$64,420.00	\$76,420.00	\$76,420.00
Report Total Net	-\$96,339.08	\$10,849.00	-\$41,151.00	-\$41,151.00

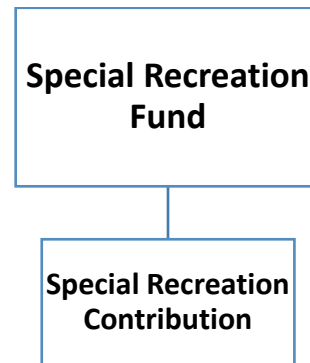
SPECIAL RECREATION FUND

Description

The Special Recreation Fund is a special revenue fund, operating on the modified accrual basis of accounting.

The Special Recreation Fund accounts for expenditures made to the West Suburban Special Recreation Association (WSSRA) as well as implementation of the ADA Transition Plan.

WSSRA provides opportunities for people with physical and mental disabilities of all ages to participate in year-round programming specifically designed to meet their individual needs. The ADA Transition Plan's intent is to increase accessibility to the participants of the WSSRA programming. WSSRA also provides inclusion services for individuals with disabilities that wish to participate in park district programs.



Fund > Department Chart: The above chart indicates the fund and each of the departments it supports.

Park District of Oak Park Mission: *In partnership with the community, we enrich lives by providing meaningful experiences through programs, parks, and facilities.*

Special Recreation Fund

2024 RESULTS

In Progress:

- Continue to focus on getting the Special Recreation Fund’s fund balance within the 25% fund balance target by December 31, 2028, with an ending fund balance of 50% by December 31, 2024.
 - The fund balance is currently expected to be at 62% by the end of 2024.

2025 GOALS

Community & Customer Focused

1. Continue to focus on getting the Special Recreation Fund’s fund balance within the 25% fund balance target by December 31, 2029, with an ending fund balance of 26% by December 31, 2025.
Performance Measure: Fund balances of 26% at year end

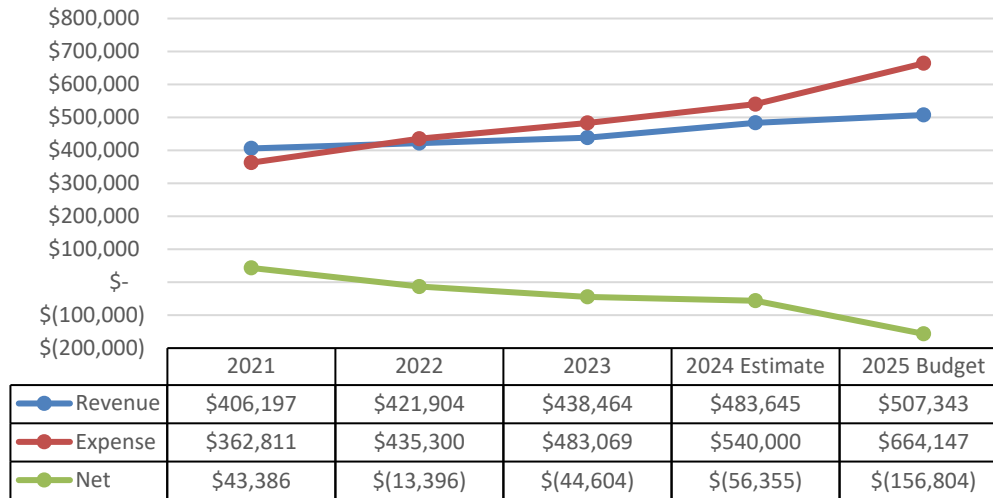


Rehm Park offers accessible playground equipment

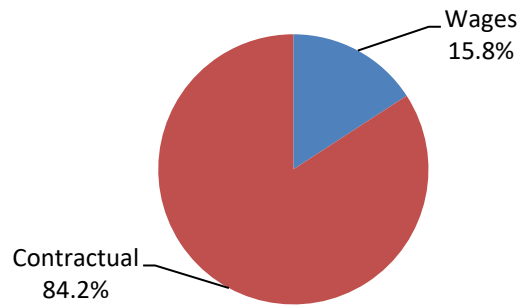
Park District of Oak Park Mission: *In partnership with the community, we enrich lives by providing meaningful experiences through programs, parks, and facilities.*

Special Recreation Fund

Historical Data

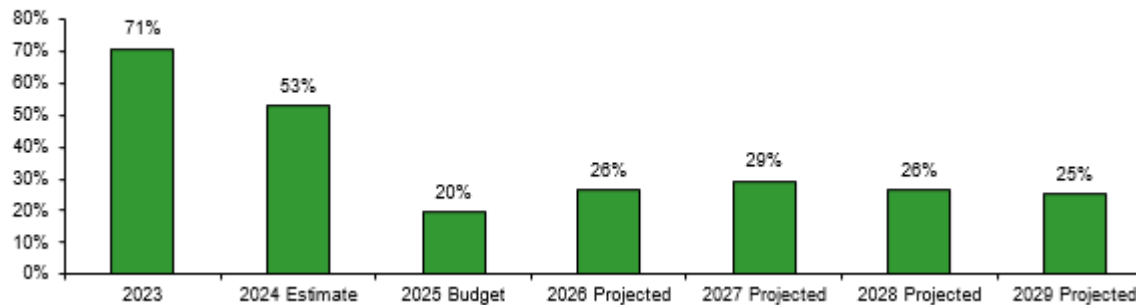


2025 Expense Distribution



Special Recreation Fund
Budget Detail

	2023	2024 Estimate	2025 Budget	2026 Projected	2027 Projected	2028 Projected	2029 Projected
Tax Receipts	\$438,464	\$483,645	\$507,343	\$527,637	\$548,742	\$545,692	\$542,520
Other Financing Sources	\$0	\$0	\$0	\$50,000	\$50,000	\$50,000	\$60,000
Total Revenue	\$438,464	\$483,645	\$507,343	\$577,637	\$598,742	\$595,692	\$602,520
Wages	\$42,438	\$65,000	\$105,130	\$108,284	\$111,533	\$114,879	\$118,325
Contractual	\$440,631	\$475,000	\$559,017	\$560,000	\$576,800	\$605,000	\$610,000
Total Expenses	\$483,069	\$540,000	\$664,147	\$560,000	\$576,800	\$605,000	\$610,000
Net	(\$44,604)	(\$56,355)	(\$156,804)	\$17,637	\$21,942	(\$9,308)	(\$7,480)
Fund Balance	\$342,926	\$286,571	\$129,766	\$147,403	\$169,345	\$160,037	\$152,557

Fund Balance


Park District of Oak Park Mission: *In partnership with the community, we enrich lives by providing meaningful experiences through programs, parks, and facilities.*

ANNUAL BUDGET ESTIMATE - ALL

Amended - 2025-2026

Park District of Oak Park

FY 2024

Account	2024		2025			
	Estimate (\$)	Requested (\$)	Recommended (\$)	Approved (\$)		
Fund: 22 Special Recreation						
Revenue						
22-00-41-14100 PROPERTY TAX - CURRENT YEAR	483,644.70	507,343.00	507,343.00	507,343.00		
22-00-47-14650 OTHER FINANCING SOURCES						
Expenditure						
22-00-51-00122 WAGES - PART TIME	65,000.00	66,291.64	105,130.22	105,130.22		
Detail Description	Hourly Rate	Hours Per Day	Days Per Week	Number of Weeks	Employees	Amount (\$)
Inclusion Aid	16.25	4.00	5.00	52.50	6	102,375.00
Part-time Employee Paid Time Off	0.00	0.00	0.00	0.00	0	2,755.22
22-00-52-00298 SPECIAL REC CONTRIBUTION	475,000.00	524,178.00	559,017.00	559,017.00		
Detail Description	Quantity	Unit Amount (\$)	Amount (\$)			
Share Payments	4.00	108,504.25	434,017.00			
Inclusion	1.00	125,000.00	125,000.00			
Total Revenue	\$483,644.70	\$507,343.00	\$507,343.00	\$507,343.00	\$507,343.00	
Total Expenditure	\$540,000.00	\$590,469.64	\$664,147.22	\$664,147.22	\$664,147.22	
Net	-\$56,355.30	-\$83,126.64	-\$156,804.22	-\$156,804.22	-\$156,804.22	
Report Total Revenue	\$483,644.70	\$507,343.00	\$507,343.00	\$507,343.00	\$507,343.00	
Report Total Expenditure	\$540,000.00	\$590,469.64	\$664,147.22	\$664,147.22	\$664,147.22	
Report Total Net	-\$56,355.30	-\$83,126.64	-\$156,804.22	-\$156,804.22	-\$156,804.22	

Special Facilities Fund

The Special Facilities Fund is a special revenue fund, operating on the modified accrual basis of accounting.

The Special Facilities Fund accounts for the operation of recreation programs that require specialized facilities. These facilities include the Ridgeland Common (ice arena, pool, and athletic fields), Rehm Pool, Gymnastics and Recreation Center and the Maple Park Dog Park.

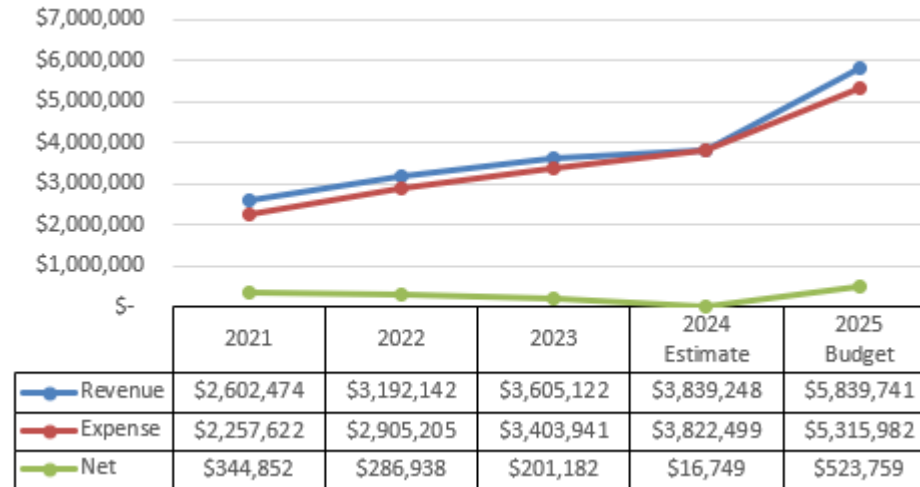
Program fees and admission charges are the only revenue source for the operations of these facilities. There is no property tax support allocated for funding the operations of these programs. However, the special facilities do receive tax support for capital improvements and indirect expenses such as liability insurance and pension obligations.

Personnel

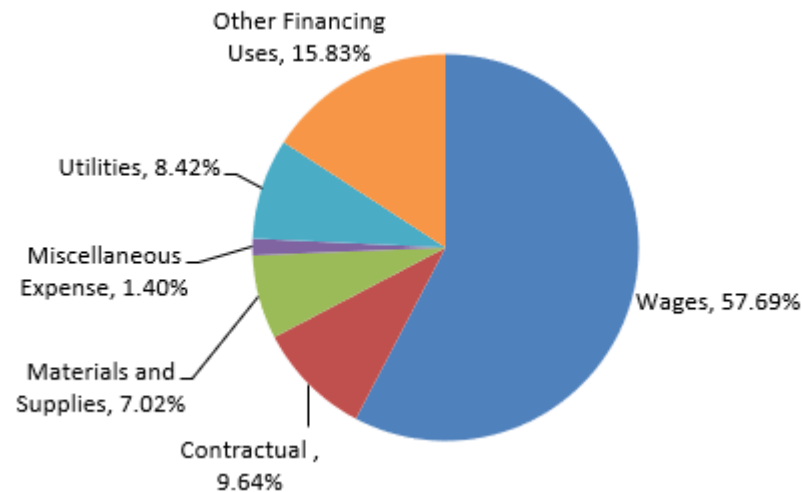
Staffing has remained stable except there is a decrease for 2021 due to Covid-19.

	<u>2020</u>	<u>2021</u>	<u>2022</u>	<u>2023</u>	<u>2024</u>	<u>2025</u>
Pools/Ice Arena	7	6	9	9	8	5
Gymnastics	<u>6</u>	<u>4</u>	<u>4</u>	<u>4</u>	<u>5</u>	<u>5</u>
Total	13	10	13	13	13	10

Historical Analysis

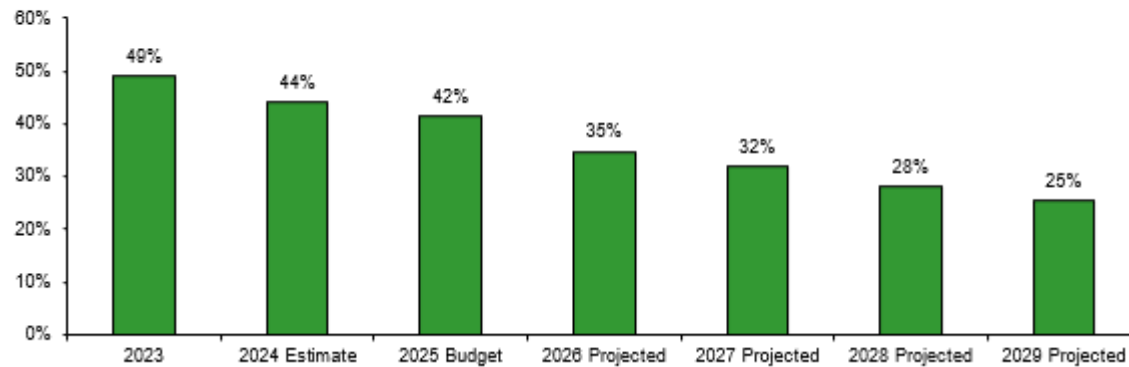


2025 Expense Distribution



Budget Detail

	2023	2024 Estimate	2025 Budget	2026 Projected	2027 Projected	2028 Projected	2029 Projected
Fees and Charges	\$1,197,095	\$1,303,711	\$2,841,567	\$2,926,814	\$3,014,618	\$3,105,057	\$3,143,209
Rental Income	\$252,515	\$311,234	\$336,122	\$346,206	\$356,592	\$367,290	\$378,309
Miscellaneous Revenue	\$27,988	\$17,782	\$31,695	\$32,646	\$33,625	\$34,634	\$35,673
Sponsorship and Donation	\$0	\$0	\$100,000	\$0	\$0	\$0	\$0
Program Revenue	\$2,127,524	\$2,206,521	\$2,530,357	\$2,606,267	\$2,684,455	\$2,764,989	\$2,847,939
Total Revenue	\$3,605,122	\$3,839,248	\$5,839,741	\$5,911,933	\$6,089,291	\$6,271,970	\$6,405,129
Wages	\$2,083,729	\$2,289,500	\$3,066,933	\$3,158,941	\$3,253,710	\$3,351,321	\$3,451,861
Contractual	\$399,720	\$408,858	\$512,480	\$527,854	\$543,690	\$560,000	\$576,800
Materials and Supplies	\$227,761	\$253,864	\$372,931	\$384,119	\$395,643	\$407,512	\$419,737
Miscellaneous Expense	\$68,823	\$64,333	\$74,286	\$76,515	\$78,810	\$81,174	\$83,610
Utilities	\$344,223	\$413,168	\$447,800	\$461,234	\$475,071	\$489,323	\$504,003
Other Financing Uses	\$279,684	\$392,778	\$841,552	\$1,416,799	\$1,459,303	\$1,553,082	\$1,509,674
Total Expenses	\$3,403,941	\$3,822,499	\$5,315,982	\$6,025,462	\$6,206,225	\$6,442,412	\$6,545,685
Net	\$201,182	\$16,749	\$523,759	(\$113,528)	(\$116,934)	(\$170,442)	(\$140,556)
Fund Balance	\$1,669,796	\$1,686,545	\$2,210,304	\$2,096,775	\$1,979,841	\$1,809,399	\$1,668,843

Fund Balance


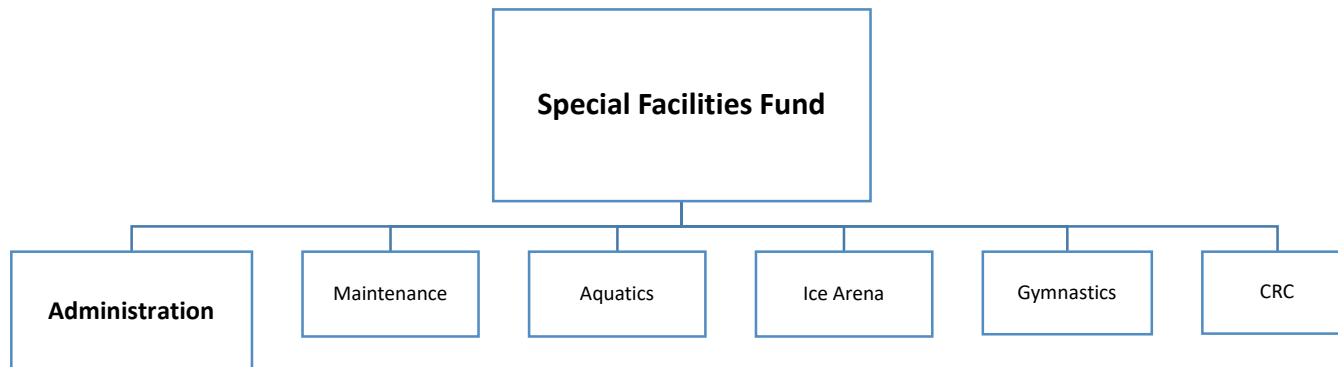
Special Facilities Administration

Statement of Service

The Special Facilities Administration department provides support to the special facilities team to ensure high quality programs and facilities are available to the Oak Park community.

Description

The Special Facilities Administration (formally Revenue Facilities) department was established in 2016 to better reflect the fund as a special revenue fund and mirror operations of the Recreation department. This department handles all administrative costs for the Special Facilities Fund that cannot be directly tied to a program.



Fund > Department Chart: The above chart indicates the fund and each of the departments it supports.

Special Facilities Administration

2024 RESULTS

In Progress:

- Transfer \$200,000 to the capital budget.
 - This goal will be completed.

2025 GOALS

Community & Customer Focused

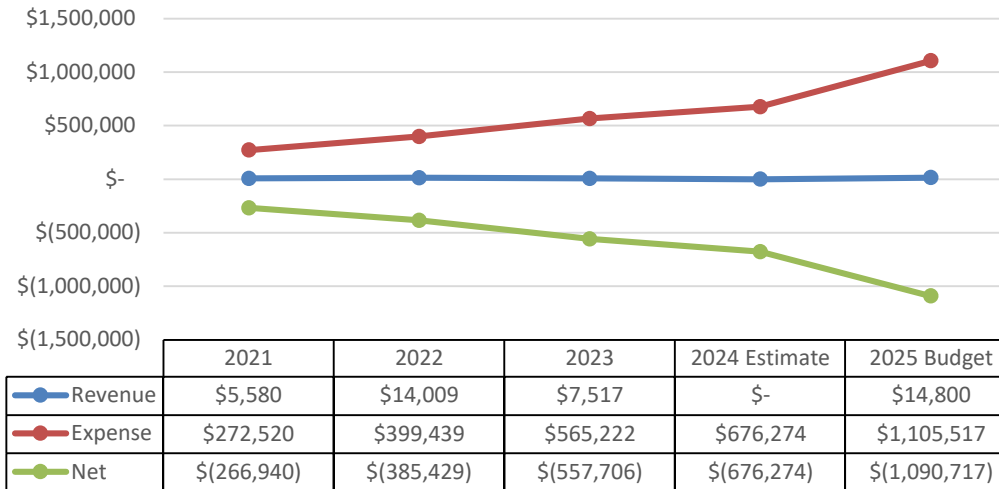
1. Transfer \$600,000 to the Capital budget by December 31, 2025.
Performance Measure: % revenue received from non-tax sources



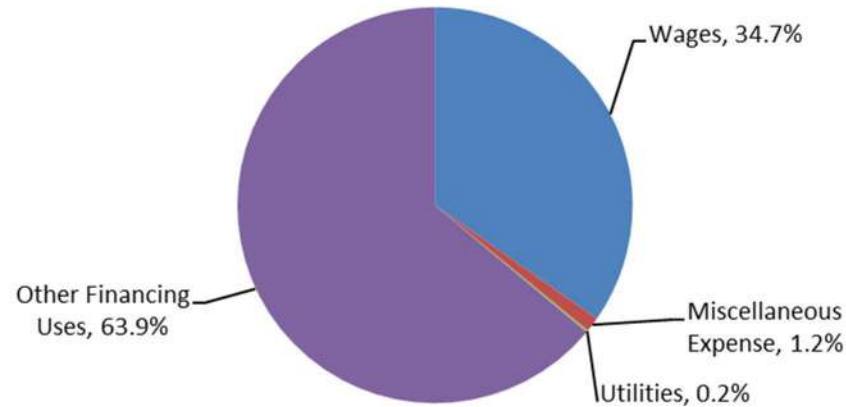
Skaters perform during the annual Ice Show at the Paul Hruby Ice Arena

Special Facilities Administration

Historical Analysis



2025 Expense Distribution





Special Facilities Administration

Budget Detail

	2021	2022	2023	2024 Estimate	2025 Budget
Fees & Charges**	\$5,580	\$0	\$0	\$0	\$0
Miscellaneous	\$0	\$14,009	\$7,517	\$0	\$14,800
Total Revenue	\$5,580	\$0	\$7,517	\$0	\$14,800
Wages	\$264,659	\$358,408	\$354,558	\$417,400	\$383,833
Miscellaneous Expense	\$4,161	\$6,481	\$7,996	\$7,700	\$13,215
Utilities	\$3,700	\$4,098	\$2,669	\$3,455	\$1,800
Other Financing Uses*	\$0	\$30,452	\$200,000	\$247,719	\$706,669
Total Expenses	\$272,520	\$399,439	\$565,222	\$676,274	\$1,105,517
Net	(\$272,520)	(\$399,439)	(\$557,706)	(\$676,274)	(\$1,090,717)

*Other Financing Uses: Employee Health Insurance Transfer, Capital Projects Contribution

ANNUAL BUDGET ESTIMATE - ALL

Amended - 2025-2026

Park District of Oak Park

FY 2024

Account			2024	2025		
			Estimate (\$)	Requested (\$)	Recommended (\$)	Approved (\$)
Fund: 25 Special Facilities						
Revenue						
25-00-45-14505				14,800.00	14,800.00	14,800.00
MISCELLANEOUS REVENUE						
Detail Description	Quantity	Unit Amount (\$)	Amount (\$)			
RCRC/REHM Vending	1.00	14,500.00	14,500.00			
Outside Vendor Payment-Rehm/RCRC Pools	12.00	25.00	300.00			
Expenditure						
25-00-51-00111			395,000.00	516,606.00	359,385.00	359,385.00
WAGES - FULL TIME						
25-00-51-00122			22,400.00	24,448.01	24,448.01	24,448.01
WAGES - PART TIME						
Detail Description	Hourly Rate	Hours Per Day	Days Per Week	Number of Weeks	Employees	Amount (\$)
Part-time Employee Paid Time Off	0.00	0.00	0.00	0.00	0	640.73
Administrative Assistant	17.23	4.50	4.00	52.00	1	16,127.28
Intern	16.00	8.00	5.00	12.00	1	7,680.00
25-00-56-00605			7,700.00	10,500.00	11,000.00	11,000.00
CONFERENCE AND TRAINING						
Detail Description	Quantity	Unit Amount (\$)	Amount (\$)			
Superintendent Trainings	2.00	2,500.00	5,000.00			
Program Supervisor Trainings	1.00	1,000.00	1,000.00			
Operations Supervisor Trainings	1.00	1,000.00	1,000.00			
Operations Coordinator Trainings	1.00	500.00	500.00			
NRPA School Supervisor Training	1.00	3,500.00	3,500.00			

ANNUAL BUDGET ESTIMATE - ALL

Amended - 2025-2026

Park District of Oak Park

FY 2024

Account	2024		2025	
	Estimate (\$)	Requested (\$)	Recommended (\$)	Approved (\$)
25-00-56-00610		2,350.00	1,815.00	1,815.00
DUES AND SUBSCRIPTIONS				
IPRA Membership 5 Staff	1,320			
CPRP Certification	295			
Misc	200			
25-00-56-00615		400.00	400.00	400.00
EMPLOYEE TRAVEL REIMBURSEMENT				
25-00-56-00680				
OVER/SHORT				
25-00-58-00820	3,454.67	1,800.00	1,800.00	1,800.00
TELECOMMUNICATIONS				
25-00-63-00500	47,719.00	133,768.00	106,669.00	106,669.00
EMPLOYEE HEALTH INSURANCE TRANSFER				
25-00-63-00950	200,000.00	200,000.00	600,000.00	600,000.00
CAPITAL PROJECTS CONTRIBUTION				
25-00-63-00951				
OTHER FINANCING USES				
Total Revenue		\$14,800.00	\$14,800.00	\$14,800.00
Total Expenditure	\$676,273.67	\$889,872.01	\$1,105,517.01	\$1,105,517.01
Net	-\$676,273.67	-\$875,072.01	-\$1,090,717.01	-\$1,090,717.01
Report Total Revenue		\$14,800.00	\$14,800.00	\$14,800.00
Report Total Expenditure	\$676,273.67	\$889,872.01	\$1,105,517.01	\$1,105,517.01

ANNUAL BUDGET ESTIMATE - ALL

Amended - 2025-2026

Park District of Oak Park

FY 2024

Account	2024	2025		
	Estimate (\$)	Requested (\$)	Recommended (\$)	Approved (\$)
Report Total Net	-\$676,273.67	-\$875,072.01	-\$1,090,717.01	-\$1,090,717.01

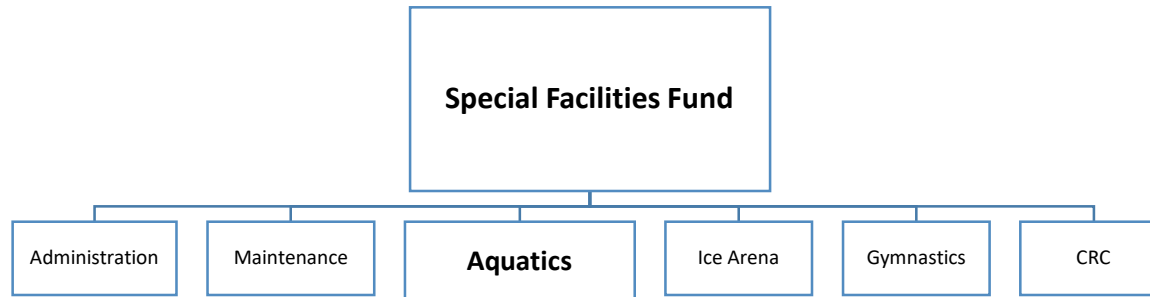
Aquatics

Statement of Service

The Aquatics department continuously strives to provide the highest quality aquatic activities and facilities for the Oak Park Community through fun and safe programming.

Description

The Park District’s two outdoor aquatic facilities are valuable assets, which serves the needs of our swimming community. Open swim sessions are offered throughout the summer and are enjoyed by pass holders and daily users. Swim lessons are offered teaching youth and adults this valuable lifesaving skill. The lap swim program serves individuals over the age of 16 providing valuable fitness opportunities to both the novice and competitive swimmer. The pools are integral to the success of the Park District Summer Camp Program. Swimming provides campers with an almost daily fun physical activity with the additional benefit of relief from the summer heat. West Suburban Special Recreation Association gains pool therapy opportunities for its members. Two local swim teams, The Oak Park Swimmers (TOPS) and Millennium, benefit by the use of the Park District’s two 50-meter pools.



Fund > Department Chart: The above chart indicates the fund and each of the departments it supports.

Aquatics

2024 RESULTS

Accomplished:

- ✓ Held a pool passholder appreciation day at Ridgeland Pool, popping up an event with inner tube water polo, wibits, log rolling events throughout the day, serving over 500 passholders and passholder guests.
- ✓ Offered a teen “Back to School” pool event with 150 teens.
- ✓ Increased summer swim lesson participation by 5%.

2025 GOALS

Community & Customer Focused

1. Host a summer opening day Kick Off Event to commemorate the opening of the new Rehm Activity Pool, serving 1,000 users on opening day.
Performance Measure: Number of households served
2. Offer specialized aquatic fitness program utilizing the resistance channel in the new activity pool, serving 15 per class session for 4 sessions by September 3, 2025.
Performance Measure: Adult participation
3. Offer a master’s swim program serving 25 participants by September 3, 2025.
Performance Measure: Results of customer satisfaction survey



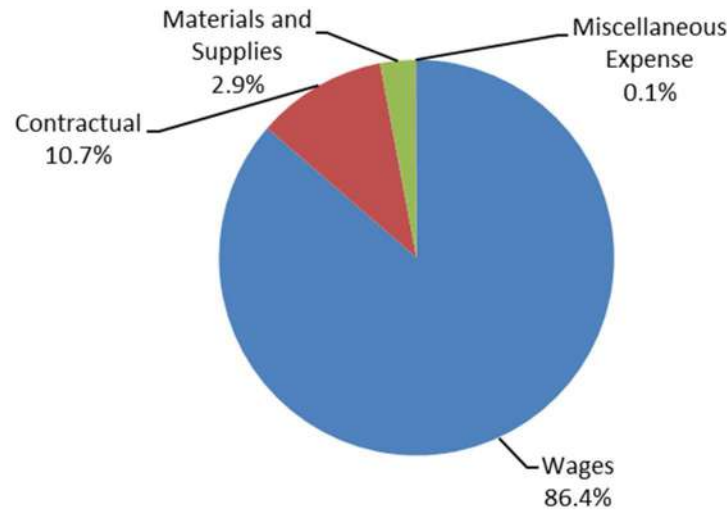
A Rehm Pool patron shows off a perfect dive

Aquatics

Historical Analysis



2025 Expense Distribution



Aquatics
Budget Detail

	2021	2022	2023	2024 Estimate	2025 Budget
Fees & Charges	\$662,786	\$827,826	\$840,099	\$955,865	\$978,197
Rentals	\$25,888	\$26,084	\$16,305	\$33,000	\$21,900
Miscellaneous Revenue	\$205	\$10,623	\$10,945	\$13,559	\$13,760
Program Revenue	\$174,248	\$140,946	\$270,561	\$281,843	\$317,789
Total Revenue	\$863,127	\$1,005,479	\$1,137,910	\$1,284,267	\$1,331,646
Wages	\$384,428	\$401,355	\$555,158	\$648,356	\$690,944
Contractual Services	\$33,448	\$49,738	\$70,735	\$68,159	\$85,367
Materials and Supplies	\$10,292	\$23,313	\$16,470	\$26,945	\$23,129
Miscellaneous Expense	\$574	\$93	\$566	\$500	\$600
Total Expenses	\$428,741	\$474,498	\$642,929	\$743,960	\$800,040
Net	\$434,386	\$530,981	\$494,981	\$540,306	\$531,606

ANNUAL BUDGET ESTIMATE - ALL

Amended - 2025-2026

Park District of Oak Park

FY 2024

Account			2024	2025		
			Estimate (\$)	Requested (\$)	Recommended (\$)	Approved (\$)
Fund: 25 Special Facilities						
Revenue						
25-19-42-00259			3,625.00	4,500.00	4,500.00	4,500.00
GUARD TRAINING & EVALUATION						
Detail Description	Quantity	Unit Amount (\$)	Amount (\$)			
PDRMA Audit Reimbursement	3.00	1,500.00	4,500.00			
25-19-42-14230			726,519.06	729,852.00	729,852.00	729,852.00
POOL PASSES						
Detail Description	Quantity	Unit Amount (\$)	Amount (\$)			
Pool Pass (Season) - Resident	2,025.00	80.00	162,000.00			
Pool Pass (Sale) - Resident	8,200.00	62.00	508,400.00			
Pool Pass (Season) -Non Resident	82.00	164.00	13,448.00			
Pool Pass (Sale) -Non Resident	371.00	124.00	46,004.00			
25-19-42-14250			225,721.00	243,845.00	243,845.00	243,845.00
DAILY SWIM FEES						
Detail Description	Quantity	Unit Amount (\$)	Amount (\$)			
Admissions - Rehm Pool	9,268.00	15.00	139,020.00			
Admissions - RCRC	1,763.00	15.00	26,445.00			
Daily Lap Swim	930.00	6.00	5,580.00			
Admissions - RCRC Pool Guest	1,376.00	13.00	17,888.00			
Admissions - Rehm Pool Guest	4,224.00	13.00	54,912.00			
25-19-44-11460			33,000.00	21,780.00	19,800.00	19,800.00
SWIM TEAM						
Detail Description	Quantity	Unit Amount (\$)	Amount (\$)			
Regular Season Y2K Morning Rental	39.00	420.00	16,380.00			
Pre-Season Y2K Morning Rental	9.00	300.00	2,700.00			
Pre-Season Y2K Evening Rental	3.00	240.00	720.00			

ANNUAL BUDGET ESTIMATE - ALL
Amended - 2025-2026

Park District of Oak Park
FY 2024

Account	2024			2025	
	Estimate (\$)	Requested (\$)	Recommended (\$)	Approved (\$)	
25-19-44-11930 AQUATICS BIRTHDAY PARTIES		2,100.00	2,100.00	2,100.00	
Detail Description	Quantity	Unit Amount (\$)	Amount (\$)		
Aquatic Birthday Parties	6.00	350.00	2,100.00		
25-19-45-14520 MISCELLANEOUS REVENUE		239.00	400.00	400.00	400.00
Detail Description	Quantity	Unit Amount (\$)	Amount (\$)		
Rubber Pants/Swim Diapers	1.00	400.00	400.00		
25-19-45-14525 DAY CAMP USAGE FEES			13,320.00	13,360.00	13,360.00
Detail Description	Quantity	Unit Amount (\$)	Amount (\$)		
Hephzibah	1,670.00	8.00	13,360.00		

Account	2024	2025		
	Estimate (\$)	Requested (\$)	Recommended (\$)	Approved (\$)
25-19-49-11600 LEARN TO SWIM	174,000.00	188,281.62	188,281.62	188,281.62

ANNUAL BUDGET ESTIMATE - ALL

Amended - 2025-2026

Park District of Oak Park

FY 2024

Account				2024		2025		Approved (\$)
				Estimate (\$)	Requested (\$)	Recommended (\$)		
Detail Description	Factor	Fee (\$)	Session	Classes	Enrollment	Amount (\$)		
Winter Swim School 3-5	1.00	11.36	7	12	6	5,725.44		
Winter Stroke School	1.00	15.19	7	2	8	1,701.28		
Winter Swim School 6-13	1.00	15.19	7	8	6	5,103.84		
Winter Adult Beginner	1.00	15.19	7	1	3	318.99		
Winter Adult Intermediate	1.00	15.19	7	1	4	425.32		
Winter Swim Team Prep	1.00	15.19	7	1	5	531.65		
Aquatic Fitness Winter	1.00	15.19	7	1	10	1,063.30		
Summer Current Channel Program	1.00	15.19	4	8	15	7,291.20		
Summer Masters Program	1.00	22.78	2	8	25	9,112.00		
Spark K-1 lessons	1.00	6,552.00	1	1	1	6,552.00		
Jr. Spark Lesson	1.00	5,600.00	1	1	1	5,600.00		
Fall Swim School 6-13	1.00	15.19	14	8	6	10,207.68		
Fall Stroke School	1.00	15.19	14	2	8	3,402.56		
Fall Adult	1.00	15.19	14	1	3	637.98		
Fall Adult Intermediate	1.00	15.19	14	1	4	850.64		
Fall Swim Team Prep	1.00	15.19	14	1	5	1,063.30		
Winter StarTot	1.00	11.36	7	2	8	1,272.32		
Summer Water Polo Mornings	1.00	22.78	4	8	4	2,915.84		
Summer Swim Team Prep Afternoons	1.00	22.78	4	8	7	5,102.72		
Summer Adult Afternoons	1.00	15.19	4	8	7	3,402.56		
Summer Adult Saturdays	1.00	15.19	2	4	8	972.16		
Fall StarTot	1.00	11.36	14	2	8	2,544.64		
Fall Swim School 3-5	1.00	11.36	14	12	6	11,450.88		
Summer Swim School 3-5 Saturdays	1.00	11.36	2	16	18	6,543.36		
Summer Swim School 6-13 Mornings	1.00	15.19	4	8	23	11,179.84		
Summer Swim School 6-13 Afternoons	1.00	15.19	4	16	22	21,387.52		
Summer Swim School 6-13 Saturdays	1.00	15.19	2	12	18	6,562.08		
Summer Stroke School Afternoons	1.00	15.19	4	16	12	11,665.92		
Summer Stroke School Saturdays	1.00	15.19	2	8	8	1,944.32		
Aquatics Fitness Fall	1.00	15.19	14	1	10	2,126.60		
Summer StarTot Mornings	1.00	11.36	4	8	9	3,271.68		
Summer StarTot Afternoons	1.00	11.36	4	16	8	5,816.32		
Summer StarTot Saturdays	1.00	11.36	2	16	22	7,997.44		
Summer Swim School 3-5 Mornings	1.00	11.36	4	16	11	7,997.44		

ANNUAL BUDGET ESTIMATE - ALL

Amended - 2025-2026

Park District of Oak Park

FY 2024

Account				2024	2025		
				Estimate (\$)	Requested (\$)	Recommended (\$)	Approved (\$)
Summer Swim School 3-5 Afternoons	1.00	11.36	4	32	10	14,540.80	
25-19-49-11620				1,500.00	4,275.00	4,275.00	4,275.00
AQUATICS SPECIAL EVENTS							
Detail Description	Factor	Fee (\$)	Session	Classes	Enrollment	Amount (\$)	
Activity Pool Ribbon-Cutting Passholder Guests	1.00	13.00	1	1	100	1,300.00	
Flick and Float	1.00	18.00	1	1	10	180.00	
Ribbit and Wibit	1.00	30.00	1	1	10	300.00	
Ribbit and Wibit Passholder Guests	1.00	28.00	1	1	10	280.00	
Passholder Appreciation Day Passholder Guests	1.00	13.00	1	1	75	975.00	
Flick and Float Passholder Guests	1.00	16.00	1	1	25	400.00	
Ultimate Aquatic Challenge	1.00	15.00	3	1	10	450.00	
Ultimate Aquatic Challenge Passholder Guests	1.00	13.00	3	1	10	390.00	
25-19-49-11630				106,342.50	125,232.00	125,232.00	125,232.00
POOL CAMP							
Detail Description	Factor	Fee (\$)	Session	Classes	Enrollment	Amount (\$)	
Summer Camp Splash	1.00	324.00	9	1	36	104,976.00	
Jr. Lifeguard Camp (1/2 Day)	1.00	422.00	4	1	12	20,256.00	
Expenditure							

ANNUAL BUDGET ESTIMATE - ALL

Amended - 2025-2026

Park District of Oak Park

FY 2024

Account	2024		2025			
	Estimate (\$)	Requested (\$)	Recommended (\$)	Approved (\$)		
25-19-51-00122	129,000.00	141,732.63	142,215.22	142,215.22		
POOL - PART TIME						
Detail Description	Hourly Rate	Hours Per Day	Days Per Week	Number of Weeks	Employees	Amount (\$)
Part-time Employee Paid Time Off	0.00	0.00	0.00	0.00	0	3,727.13
LTS Coordinator Fall	22.39	3.00	5.00	15.00	1	5,037.75
AFC	17.25	7.50	5.00	11.00	7	49,809.38
Head Guard	16.50	10.00	7.00	11.00	1	12,705.00
LTS Coordinator Winter	21.53	5.00	3.00	15.00	1	4,844.25
LTS Coordinator Summer	21.53	7.50	5.00	13.00	1	10,495.88
Rehm Cashier FT Hours Cashier #1	15.00	7.25	7.00	9.00	1	6,508.69
Rehm Cashier FT Hours Cashier #2	15.00	6.00	7.00	9.00	1	5,386.50
Rehm Cashier FT Hours Extra Help	15.00	6.00	3.00	9.00	1	2,308.50
Rehm Cashier Pre-Season Hours Weekends	15.00	8.50	2.00	2.00	1	484.50
Rehm Cashier Pre-Season Hours Weekday	15.00	3.50	5.00	2.00	1	498.75
Rehm Cashier Post-Season Hours	15.00	8.50	2.00	3.00	1	726.75
Pool Assistant Manager	18.13	7.50	5.00	13.00	3	26,515.13
RCRC Cashier FT Hours M&W	15.00	14.50	2.00	9.00	1	3,719.25
RCRC Cashier FT Hours T,Th,&F	15.00	13.00	3.00	9.00	1	5,001.75
RCRC Cashier FT Hours Sat/Sun	15.00	12.00	2.00	9.00	1	3,078.00
RCRC Cashier Pre-Season Hours	15.00	2.25	6.00	1.00	1	192.38
RCRC Cashier Post-Season Hours	15.00	5.50	5.00	3.00	1	1,175.63

ANNUAL BUDGET ESTIMATE - ALL

Amended - 2025-2026

Park District of Oak Park

FY 2024

Account	2024		2025			
	Estimate (\$)	Requested (\$)	Recommended (\$)	Approved (\$)		
25-19-51-00182	368,000.00	400,794.90	400,794.00	400,794.00		
LIFEGUARDS						
Detail Description	Hourly Rate	Hours Per Day	Days Per Week	Number of Weeks	Employees	Amount (\$)
New Lifeguard Certification Training	15.75	7.00	3.00	1.00	60	19,845.00
Returning Lifeguard Certification Training	16.25	6.00	2.00	1.00	60	11,700.00
Lifeguard Preseason Training	16.00	4.00	3.00	1.00	120	23,040.00
New Guard Facility/EAP Training	15.75	4.00	1.00	1.00	120	7,560.00
Inservices	16.25	1.50	1.00	10.00	120	29,250.00
RC Preseason	16.25	3.00	5.00	2.00	3	1,462.50
Rehm Preseason	16.25	3.00	3.00	2.00	16	4,680.00
RC Regular Season	16.25	10.30	7.00	9.50	8	89,043.50
Rehm Regular Season	16.25	11.00	7.00	9.50	16	190,190.00
RC Post Season	16.25	4.00	5.00	2.00	8	5,200.00
Rehm Post Season	16.25	8.00	2.00	2.00	16	8,320.00
Part-time Employee Paid Time Off	0.00	0.00	0.00	0.00	0	10,503.90

Account	2024	2025		
	Estimate (\$)	Requested (\$)	Recommended (\$)	Approved (\$)
25-19-51-11600 LEARN TO SWIM	118,000.00	101,042.79	101,042.79	101,042.79

ANNUAL BUDGET ESTIMATE - ALL

Amended - 2025-2026

Park District of Oak Park

FY 2024

Account					2024	2025		
					Estimate (\$)	Requested (\$)	Recommended (\$)	Approved (\$)
Detail Description	Hourly Rate	Hours Per Day	Days Per Week	Number of Weeks	Employees	Amount (\$)		
Winter Speciality Classes	16.25	1.00	1.00	7.00	1	113.75		
Aquafit Winter	25.00	0.66	1.00	7.00	1	115.50		
Part-time Employee Paid Time Off	0.00	0.00	0.00	0.00	0	2,648.10		
Summer Masters Program	16.25	1.00	5.00	8.00	3	1,950.00		
Current Channel Program	16.25	0.67	5.00	8.00	1	435.50		
Annual Swim Instructor Training	16.25	6.00	7.00	1.00	50	34,125.00		
Aquafit Summer	25.00	1.00	7.00	8.00	1	1,400.00		
Aquafit Fall	25.00	0.66	1.00	14.00	1	231.00		
Fall Specialty Classes	16.25	1.00	1.00	14.00	1	227.50		
Winter StarTot	16.25	0.50	2.00	7.00	1	113.75		
Winter Swim School Ages 3-5	16.25	3.00	1.00	7.00	2	682.50		
Winter Swim School Ages 6-13	16.25	2.66	1.00	7.00	2	605.15		
Winter Stroke School	16.25	1.33	1.00	7.00	1	151.29		
Winter Adult	16.25	1.33	1.00	7.00	1	151.29		
Summer Mandatory In-Service Training	16.25	2.00	1.00	1.00	50	1,625.00		
Fall StarTot	16.25	0.50	2.00	14.00	1	227.50		
Fall Swim School Ages 3-5	16.25	3.00	1.00	14.00	2	1,365.00		
Fall Swim School Ages 6-13	16.25	2.66	1.00	14.00	2	1,210.30		
Fall Stroke School	16.25	1.33	1.00	14.00	1	302.58		
Fall Adult	16.25	1.33	1.00	14.00	1	302.58		
Summer Saturday Transitions	16.25	0.75	5.00	8.00	20	9,750.00		
Summer Saturdays StarTot	16.25	2.00	1.00	8.00	4	1,040.00		
Summer Saturdays Swim School 3-5	16.25	2.00	1.00	8.00	6	1,560.00		
Summer Saturdays Swim School 6-13	16.25	2.00	1.00	8.00	6	1,560.00		
Summer Saturdays Stroke School	16.25	1.33	1.00	8.00	1	172.90		
Summer Saturdays Adult	16.25	0.67	1.00	8.00	1	87.10		
Summer Afternoons StarTot	16.25	1.00	5.00	8.00	2	1,300.00		
Summer Afternoons Swim School Ages 3-5	16.25	2.00	5.00	8.00	4	5,200.00		
Summer Afternoons Swim School Ages 6-14	16.25	1.33	5.00	8.00	8	6,916.00		
Summer Afternoons Stroke School	16.25	1.33	5.00	8.00	2	1,729.00		
Summer Afternoons Adult	16.25	0.67	5.00	8.00	1	435.50		
Summer Afternoons Swim Team Prep	16.25	1.00	5.00	8.00	2	1,300.00		
Summer Mornings Transitions	16.25	0.75	5.00	8.00	15	7,312.50		
Summer Mornings StarTot	16.25	0.50	5.00	8.00	2	650.00		

ANNUAL BUDGET ESTIMATE - ALL

Amended - 2025-2026

Park District of Oak Park

FY 2024

Account			2024		2025		Approved (\$)
			Estimate (\$)	Requested (\$)	Recommended (\$)		
Summer Mornings Swim School 3-5	16.25	1.00	5.00	8.00	4	2,600.00	
Summer Mornings Swim School 6-14	16.25	0.67	5.00	8.00	8	3,484.00	
Summer Mornings Water Polo	16.25	1.00	5.00	8.00	1	650.00	
Summer Afternoon Transitions	16.25	0.75	5.00	8.00	15	7,312.50	
25-19-51-11630			33,356.00	46,890.78		46,890.78	46,890.78
POOL CAMP							
Detail Description	Hourly Rate	Hours Per Day	Days Per Week	Number of Weeks	Employees	Amount (\$)	
Camp Splash Instructors	16.25	1.00	5.00	9.00	6	4,387.50	
Part-time Employee Paid Time Off	0.00	0.00	0.00	0.00	0	1,228.90	
Camp Splash Counselors	15.25	6.50	5.00	9.50	6	28,250.63	
Jr. Lifeguard Head Guards	16.50	3.50	5.00	8.00	3	6,930.00	
Summer Site Supervisor	16.25	7.50	5.00	10.00	1	6,093.75	
25-19-52-00259			17,185.00	19,632.00		19,632.00	19,632.00
GUARD TRAINING & EVALUATION							
Detail Description	Quantity	Unit Amount (\$)	Amount (\$)				
Guard License Renewal	60.00	78.00	4,680.00				
Guard License New	60.00	109.00	6,540.00				
Audits	3.00	1,500.00	4,500.00				
Retainer Ellis	1.00	932.00	932.00				
VanGuard Leadership Training	8.00	36.00	288.00				
Ellis Lifeguard Instructor NEW	4.00	440.00	1,760.00				
Ellis Lifeguard Instructor Returner	2.00	337.00	674.00				
IPRA Guard Games Team Entry	2.00	129.00	258.00				
25-19-52-00299			1,300.00	1,300.00		1,300.00	1,300.00
CONTRACTUAL SERVICES - OTHER							
Detail Description	Quantity	Unit Amount (\$)	Amount (\$)				
Scheduling Website	1.00	1,300.00	1,300.00				
25-19-52-00650			45,846.35	59,800.00		59,800.00	59,800.00
BANK SERVICE CHARGE							

ANNUAL BUDGET ESTIMATE - ALL

Amended - 2025-2026

Park District of Oak Park

FY 2024

Account			2024	2025		
			Estimate (\$)	Requested (\$)	Recommended (\$)	Approved (\$)
25-19-52-11600			3,828.00	4,635.00	4,635.00	4,635.00
LEARN TO SWIM						
Detail Description	Quantity	Unit Amount (\$)	Amount (\$)			
Starfish Base Package	1.00	1,915.00	1,915.00			
Starfish Additional Instructors	35.00	52.00	1,820.00			
Starfish Instructor Trainer	1.00	160.00	160.00			
Aqafitness Instructor Certification	2.00	370.00	740.00			
25-19-52-11630						
POOL CAMP						
25-19-53-00301			10,500.00	11,772.00	11,772.00	11,772.00
UNIFORMS						
Detail Description	Quantity	Unit Amount (\$)	Amount (\$)			
PAM Polo	6.00	13.00	78.00			
AFC Polo	32.00	13.00	416.00			
AFC Stop Watches	8.00	16.00	128.00			
Lifeguard Tank Tops	130.00	7.00	910.00			
Lifeguard T Shirts	60.00	6.00	360.00			
Lifeguard Visors	100.00	9.00	900.00			
Lifeguard Hats	50.00	9.00	450.00			
Lifeguard Women's One Piece	80.00	31.00	2,480.00			
Lifeguard Women's Shorts	80.00	25.00	2,000.00			
Lifeguard Men's Ultimate Trunk	70.00	28.00	1,960.00			
Whistles	120.00	3.00	360.00			
Guard Ponchos	20.00	26.00	520.00			
Cashier Shirts	40.00	8.00	320.00			
Aquatics Attendant Dri-Fit Shirts	20.00	12.00	240.00			
Pool Operations Caps	20.00	5.00	100.00			
Printing Fees	16.00	15.00	240.00			
Shipping	1.00	310.00	310.00			

ANNUAL BUDGET ESTIMATE - ALL

Amended - 2025-2026

Park District of Oak Park

FY 2024

Account	2024		2025	
	Estimate (\$)	Requested (\$)	Recommended (\$)	Approved (\$)
25-19-53-00318	11,800.00	7,459.00	7,459.00	7,459.00
GUARD EQUIPMENT AND SUPPLIES				
Detail Description	Quantity	Unit Amount (\$)	Amount (\$)	
Smart Female Manikins	2.00	800.00	1,600.00	
CJ Wooden Backboard Replacement Runners	2.00	45.00	90.00	
Rescue Tubes	20.00	75.00	1,500.00	
Rescue Tube Sleeves	10.00	20.00	200.00	
Equipment Storage Containers	1.00	60.00	60.00	
Lifeguard Store Shipping	1.00	310.00	310.00	
First Aid Supplies	1.00	700.00	700.00	
Big Easys w/valve	20.00	10.00	200.00	
Misc Prizes for LG	1.00	150.00	150.00	
Sunscreen	2.00	90.00	180.00	
Infant Lung Bags	3.00	28.00	84.00	
Adult Lung Bags	3.00	31.00	93.00	
Adult BVM	2.00	20.00	40.00	
Child BVM	2.00	20.00	40.00	
Infant BVM	2.00	20.00	40.00	
Zoll AED Replacement Electrode Harness	4.00	152.00	608.00	
Zoll AED Replacement Gels	1.00	304.00	304.00	
Zoll AED Replacement Liners	4.00	15.00	60.00	
CJ Wooden Backboards	2.00	600.00	1,200.00	
<hr/>				
25-19-53-00320				
MISCELLANEOUS SUPPLIES				
<hr/>				
25-19-53-00400				
EQUIPMENT - OFFICE				
Detail Description	Quantity	Unit Amount (\$)	Amount (\$)	
Misc supplies for staff/binders/clipboards etc.	1.00	350.00	350.00	

ANNUAL BUDGET ESTIMATE - ALL

Amended - 2025-2026

Park District of Oak Park

FY 2024

Account			2024	2025		
			Estimate (\$)	Requested (\$)	Recommended (\$)	Approved (\$)
25-19-53-11600			700.00	900.00	900.00	900.00
LEARN TO SWIM						
Detail Description	Quantity	Unit Amount (\$)	Amount (\$)			
Guard Tubes	8.00	50.00	400.00			
Teaching Aids	1.00	500.00	500.00			
25-19-53-11620			3,395.00	1,960.00	1,960.00	1,960.00
AQUATICS SPECIAL EVENTS						
Detail Description	Quantity	Unit Amount (\$)	Amount (\$)			
Activity Pool Ribbon-Cutting Supplies	1.00	500.00	500.00			
Activity Pool Ribbon-Cutting Wristbands	3.00	70.00	210.00			
Flick and Float Movie	1.00	400.00	400.00			
Ribbit and Wubit Frog Lady	1.00	400.00	400.00			
Passholder Appreciation Day Supplies	1.00	150.00	150.00			
Wubit Pump Replacement	2.00	150.00	300.00			
25-19-53-11630			200.00	418.00	418.00	418.00
POOL CAMP						
Detail Description	Quantity	Unit Amount (\$)	Amount (\$)			
Camp Supplies	1.00	300.00	300.00			
Camp Counselor T Shirt	9.00	10.00	90.00			
Site Supervisor Polo	2.00	14.00	28.00			
25-19-53-11930				270.00	270.00	270.00
BIRTHDAY PARTIES						
Detail Description	Quantity	Unit Amount (\$)	Amount (\$)			
Stuffed Animal Favor	10.00	20.00	200.00			
Water-proof wristbands	1.00	70.00	70.00			
25-19-56-00600			500.00	600.00	600.00	600.00
EMPLOYEE RECOGNITION						

ANNUAL BUDGET ESTIMATE - ALL
Amended - 2025-2026

Account	2024	2025		
	Estimate (\$)	Requested (\$)	Recommended (\$)	Approved (\$)
Total Revenue	\$1,284,266.56	\$1,333,625.62	\$1,331,645.62	\$1,331,645.62
Total Expenditure	\$743,960.35	\$799,557.10	\$800,038.79	\$800,038.79
Net	\$540,306.21	\$534,068.52	\$531,606.83	\$531,606.83
Report Total Revenue	\$1,284,266.56	\$1,333,625.62	\$1,331,645.62	\$1,331,645.62
Report Total Expenditure	\$743,960.35	\$799,557.10	\$800,038.79	\$800,038.79
Report Total Net	\$540,306.21	\$534,068.52	\$531,606.83	\$531,606.83

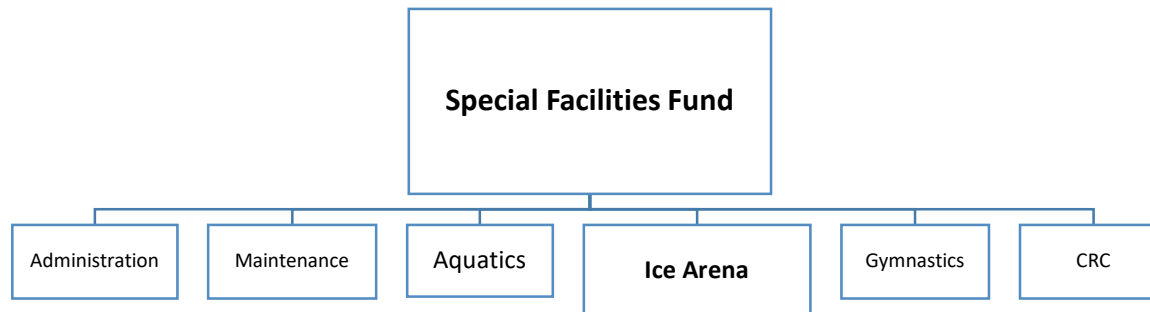
Ice Arena

Statement of Service

The Rink department continuously strives to provide the highest quality ice arena activities and facilities for the Oak Park Community through fun and safe programming.

Description

The Park District operates the Paul Hruby Ice Arena, a year-round indoor ice arena. The rink offers several programming opportunities to the community. Figure skating lessons are offered through the Learn to Skate School for children through adults. Hockey programs include developmental, intermediate and game play for youths and adults. For a more competitive hockey playing experience, a youth travel program is also available. The rink serves two independent travel hockey programs, the Oak Park and River Forest Hockey and the Fenwick High School Hockey clubs. Each organization rents multiple hours of ice time per week. The rink is available for rent to several weekly rental groups and is periodically available to those who like to occasionally ice skate. For the recreational skater, the rink offers public skating hours on weekday’s mid-day and on the weekends with figure and hockey skates available for rental.



Fund > Department Chart: The above chart indicates the fund and each of the departments it supports.

Ice Arena

2024 RESULTS

Accomplished:

- ✓ Improved quality of rental skate inventory by replacing 50 pairs of skates.

In Progress:

- Increase public skate and attendance by 10% over 2023 numbers by December 31, 2024.
 - We expect to reach this goal by December 31st, 2024.
- Increase learn to skate participation in the fall/winter sessions by 12% over 2023 participation numbers by December 31, 2024.
 - We expect to achieve an increase of 5% over 2023 participations numbers by December 31st, 2024.



Ridgeland Common Public Skate

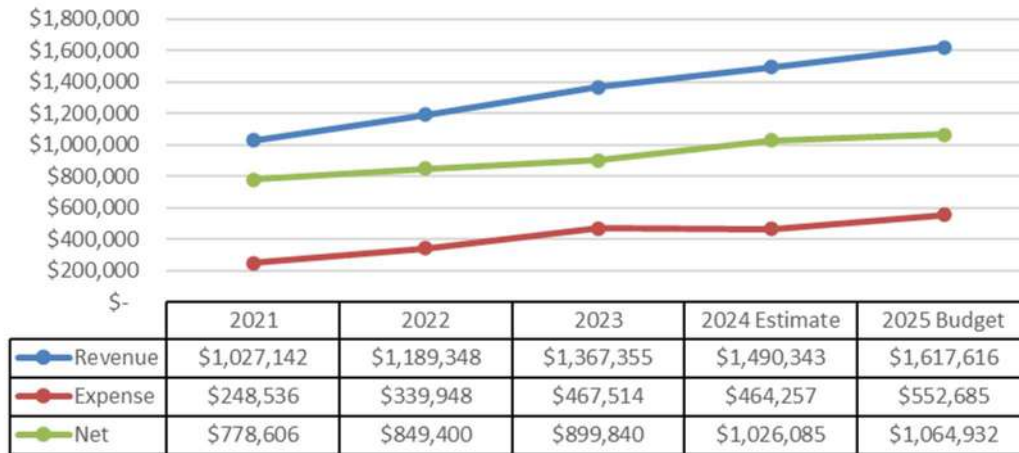
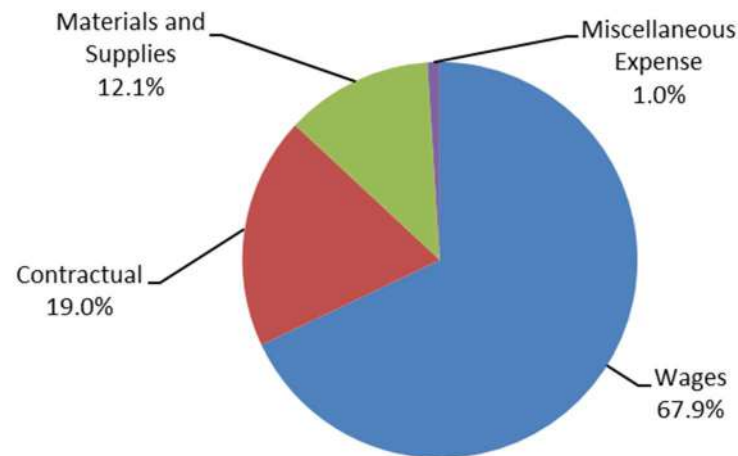
Ice Arena

2025 GOALS***Community & Customer Focused***

1. Host a four team Mite Jamboree with 12 players per team competing by December 31, 2025.
Performance Measure: Youth participation
2. Develop a 5-7 year old hockey program with a minimum of 100 participants by December 31, 2025.
Performance Measure: Youth participation
3. Purchase a Sparx Skate Sharpening Machine to improve the quality of our rental skates by February 1, 2025.
Performance Measure: Results of customer satisfaction survey

Organizational Excellence

1. Offer a 7-week Jr. Figure Skating Coach class that includes volunteer time with 10 participants by October 31, 2025.
Performance Measure: Volunteer hours
2. Introduce composting in staff break and kitchen areas at RCRC by February 1, 2025.
Performance Measure: Employee satisfaction scores
3. Host a new special skate for a minimum of 100 participants by December 31, 2025.
Performance Measure: Employee satisfaction scores

Ice Arena
Historical Analysis

2025 Expense Distribution


Ice Arena
Budget Detail

	2021	2022	2023	2024 Estimate	2025 Budget
Fees & Charges	\$136,465	\$188,216	\$224,499	\$233,327	\$238,210
Rental Income	\$261,720	\$202,874	\$191,810	\$230,500	\$264,022
Miscellaneous Revenue	\$1,691	\$5,094	\$7,323	\$2,020	\$3,010
Program Revenue	\$627,265	\$793,164	\$943,722	\$1,024,496	\$1,112,374
Total Revenue	\$1,027,142	\$1,189,348	\$1,367,355	\$1,490,343	\$1,617,616
Wages	\$202,720	\$246,723	\$291,604	\$319,866	\$375,534
Contractual Services	\$35,254	\$61,389	\$127,319	\$94,744	\$104,895
Materials and Supplies	\$9,946	\$29,081	\$46,959	\$45,299	\$66,716
Miscellaneous Expense	\$616	\$2,755	\$1,631	\$4,349	\$5,540
Total Expenses	\$248,536	\$339,948	\$467,514	\$464,257	\$552,685
Net	\$778,606	\$849,400	\$899,840	\$1,026,085	\$1,064,932

ANNUAL BUDGET ESTIMATE - ALL

Amended - 2025-2026

Park District of Oak Park

FY 2024

Account			2024	2025		
			Estimate (\$)	Requested (\$)	Recommended (\$)	Approved (\$)
Fund: 25 Special Facilities						
Revenue						
25-20-42-11830			30,640.00	32,660.00	32,660.00	32,660.00
DROP-IN HOCKEY						
Detail Description	Quantity	Unit Amount (\$)	Amount (\$)			
Hruby Skate (Winter/Spring/Fall)	2,300.00	10.00	23,000.00			
Hruby Skate (Summer)	250.00	10.00	2,500.00			
Stick & Puck w/ Out Pass	430.00	12.00	5,160.00			
Stick and Puck w/ Pass	250.00	8.00	2,000.00			
25-20-42-14265			79,687.00	80,050.00	84,150.00	84,150.00
SKATING PASSES						
Detail Description	Quantity	Unit Amount (\$)	Amount (\$)			
Rink Pass (Season) - Non Resident	0.00	0.00	0.00			
Rink Pass (Season) - Resident	550.00	82.00	45,100.00			
Rink/Pool Pass - Non Resident	0.00	0.00	0.00			
Rink/Pool Pass Resident	275.00	142.00	39,050.00			
25-20-42-14270			36,000.00	41,490.00	43,800.00	43,800.00
FREESTYLE PRACTICE TIME						
Detail Description	Quantity	Unit Amount (\$)	Amount (\$)			
Freestyle Skate 60 Visit Pass (4.50 per visit)	120.00	300.00	36,000.00			
Skate School Practice Daily Admission (60 Min)	120.00	5.00	600.00			
Freestyle Skate Daily Admission (30 Min)	120.00	10.00	1,200.00			
Freestyle Skate 20 Visit Pass (\$6.00 per visit)	50.00	120.00	6,000.00			

ANNUAL BUDGET ESTIMATE - ALL

Amended - 2025-2026

Park District of Oak Park

FY 2024

Account	2024			2025	
	Estimate (\$)	Requested (\$)	Recommended (\$)	Approved (\$)	
25-20-42-14280	27,000.00	6,000.00	6,000.00	6,000.00	
SKATE SHOP RENTALS					
Detail Description	Quantity	Unit Amount (\$)	Amount (\$)		
Skate Rental January	1.00	3,000.00	3,000.00		
Skate Rental February	1.00	2,000.00	2,000.00		
Skate Rental March	1.00	1,000.00	1,000.00		
25-20-42-14285	60,000.00	71,600.00	71,600.00	71,600.00	
DAILY RINK FEES					
Detail Description	Quantity	Unit Amount (\$)	Amount (\$)		
Public Skate Fall	1,500.00	12.00	18,000.00		
Public Skate Summer	400.00	12.00	4,800.00		
Holiday Skate Jan. 2025	200.00	8.00	1,600.00		
Public Skate Winter	3,000.00	12.00	36,000.00		
Noon Skate	600.00	6.00	3,600.00		
Holiday Skate Dec. 2025	300.00	12.00	3,600.00		
Public Skate Spring	500.00	8.00	4,000.00		
25-20-44-11710	9,500.00	11,650.00	11,650.00	11,650.00	
RC ROOM RENTAL					
Detail Description	Quantity	Unit Amount (\$)	Amount (\$)		
Large Activity Room	50.00	125.00	6,250.00		
Medium Activity Room	45.00	100.00	4,500.00		
Conference Room	12.00	75.00	900.00		
25-20-44-11930	11,000.00	14,700.00	14,700.00	14,700.00	
ICE RINK BIRTHDAY PARTIES					
Detail Description	Quantity	Unit Amount (\$)	Amount (\$)		
Ice Rink Basic Rental	35.00	420.00	14,700.00		

ANNUAL BUDGET ESTIMATE - ALL

Amended - 2025-2026

Park District of Oak Park

FY 2024

Account			2024	2025		
			Estimate (\$)	Requested (\$)	Recommended (\$)	Approved (\$)
25-20-44-14275			210,000.00	237,672.35	237,672.35	237,672.35
RINK RENTALS						
Detail Description	Quantity	Unit Amount (\$)	Amount (\$)			
OPRFHS	1.00	104,722.50	104,722.50			
Azuma	1.00	7,082.50	7,082.50			
Fenwick	1.00	69,330.97	69,330.97			
Misc. Rentals - Holiday	12.00	315.00	3,780.00			
Misc. Spring/Summer	48.00	275.00	13,200.00			
Seltzer	1.00	18,992.88	18,992.88			
Groenendaal	1.00	7,267.50	7,267.50			
Marks	1.00	13,296.00	13,296.00			
25-20-45-00646			700.00	760.00	760.00	760.00
SKATE SHOP SALES						
Detail Description	Quantity	Unit Amount (\$)	Amount (\$)			
Neck Guards	10.00	12.00	120.00			
Tape	75.00	4.00	300.00			
Skate Guards	10.00	12.00	120.00			
Mouth Guards	15.00	8.00	120.00			
Miscellaneous Supplies	1.00	100.00	100.00			
25-20-45-14505			320.00	250.00	250.00	250.00
MISCELLANEOUS REVENUE						
Detail Description	Quantity	Unit Amount (\$)	Amount (\$)			
	1.00	250.00	250.00			
25-20-45-14525			1,000.00	2,000.00	2,000.00	2,000.00
DAY CAMP USAGE FEES						
Detail Description	Quantity	Unit Amount (\$)	Amount (\$)			
Outside Camp/School Usage	400.00	5.00	2,000.00			

ANNUAL BUDGET ESTIMATE - ALL

Amended - 2025-2026

Park District of Oak Park

FY 2024

Account	2024		2025			
	Estimate (\$)	Requested (\$)	Recommended (\$)	Approved (\$)		
25-20-49-11950	264,187.00	276,240.00	276,240.00	276,240.00		
LEARN TO SKATE						
Detail Description	Factor	Fee (\$)	Session	Classes	Enrollment	Amount (\$)
Teen	1.00	19.60	1	40	10	7,840.00
Beginner Dance & Skate	1.00	14.00	1	40	5	2,800.00
Intermediate Dance & Skate	1.00	16.85	1	40	5	3,370.00
Advanced Dance & Skate	1.00	19.60	1	40	5	3,920.00
Jr. Coaching	1.00	19.60	1	7	10	1,372.00
Basic 1	1.00	14.00	1	120	5	8,400.00
Snowplow Sam 2	1.00	14.00	1	80	8	8,960.00
Snowplow Sam 3/4	1.00	14.00	1	80	8	8,960.00
Elite Class	1.00	19.60	1	60	5	5,880.00
Specialty Classes	1.00	19.60	1	240	5	23,520.00
Adult Beginner/Intermediate	1.00	19.60	1	80	20	31,360.00
Adult Advanced	1.00	19.60	1	40	15	11,760.00
Synchro Team(s)	1.00	1,340.00	1	1	25	33,500.00
Caregiver & Tot	1.00	14.00	1	80	12	13,440.00
Snowplow Sam 1	1.00	14.00	1	80	8	8,960.00
Freeskate 2	1.00	19.60	1	80	5	7,840.00
Freeskate 3	1.00	19.60	1	80	5	7,840.00
Freeskate 4	1.00	19.60	1	80	6	9,408.00
Freeskate 5	1.00	19.60	1	60	4	4,704.00
Freeskate 6	1.00	19.60	1	60	5	5,880.00
PreFreeskate	1.00	19.60	1	60	4	4,704.00
Basic 2	1.00	16.85	1	120	8	16,176.00
Basic 3	1.00	16.85	1	120	8	16,176.00
Basic 4	1.00	16.85	1	120	5	10,110.00
Basic 5	1.00	16.85	1	100	4	6,740.00
Basic 6	1.00	16.85	1	100	4	6,740.00
Freeskate 1	1.00	19.60	1	60	5	5,880.00

ANNUAL BUDGET ESTIMATE - ALL

Amended - 2025-2026

Park District of Oak Park

FY 2024

Account	2024		2025			
	Estimate (\$)	Requested (\$)	Recommended (\$)	Approved (\$)		
25-20-49-11960	132,066.00	163,258.90	163,258.90	163,258.90		
YOUTH HOCKEY						
Detail Description	Factor	Fee (\$)	Session	Classes	Enrollment	Amount (\$)
Goodman Elite Clinics	1.00	46.00	1	26	15	17,940.00
Caregiver Cub	1.00	11.93	4	40	8	15,270.40
Mighty Cub 4 + Ice Bear Prep League	1.00	32.65	40	3	8	31,344.00
Skills and Drills	1.00	19.45	1	80	3	4,668.00
Jr IB Power Skating	1.00	19.45	1	10	5	972.50
Ice Bears Prep League	1.00	19.45	1	40	5	3,890.00
Goalie Bears	1.00	32.65	1	40	2	2,612.00
Little Blackhawks	1.00	200.00	2	1	45	18,000.00
Mini Cub 1	1.00	11.93	1	120	6	8,589.60
Mini Cub 2	1.00	11.93	1	120	5	7,158.00
Mighty Cub 1	1.00	14.91	1	120	6	10,735.20
Mighty Cub 2	1.00	14.91	1	120	6	10,735.20
Mighty Cub 3 + Ice Bear Prep League	1.00	32.65	40	3	8	31,344.00

ANNUAL BUDGET ESTIMATE - ALL

Amended - 2025-2026

Park District of Oak Park

FY 2024

Account	2024		2025			
	Estimate (\$)	Requested (\$)	Recommended (\$)	Approved (\$)		
25-20-49-11965	239,673.00	226,358.10	226,358.10	226,358.10		
TRAVEL HOCKEY						
Detail Description	Factor	Fee (\$)	Session	Classes	Enrollment	Amount (\$)
Spring Squirt/Peewee Goalie	1.00	595.00	1	1	6	3,570.00
Fall Mites	1.00	1,250.00	1	1	30	37,500.00
Spring Mites	1.00	750.00	1	1	30	22,500.00
Spring Squirt/Peewee Skaters	1.00	810.00	1	1	45	36,450.00
Spring Bantam Skaters	1.00	865.00	1	1	15	12,975.00
Spring Bantam Goalie	1.00	645.00	1	1	1	645.00
Summer Power Skate	1.00	32.65	2	9	8	4,701.60
Summer 3v3	1.00	19.45	2	9	15	5,251.50
Fall Squirts Skaters	1.00	1,615.00	1	1	30	48,450.00
Fall Squirt Goalie	1.00	595.00	1	1	4	2,380.00
Fall Peewee Skaters	1.00	1,615.00	1	1	15	24,225.00
Fall Peewee Goalie	1.00	595.00	1	1	2	1,190.00
Fall Bantam	1.00	1,725.00	1	1	15	25,875.00
Fall Bantam Goalie	1.00	645.00	1	1	1	645.00
25-20-49-11970	66,000.00	67,371.00	67,371.00	67,371.00	67,371.00	
ADULT HOCKEY						
Detail Description	Factor	Fee (\$)	Session	Classes	Enrollment	Amount (\$)
AHL Beginner	1.00	19.59	1	40	20	15,672.00
AHL Level 1	1.00	22.26	1	40	20	17,808.00
AHL Level 2	1.00	26.69	1	40	24	25,622.40
AHL Goalies	1.00	21.63	5	1	4	432.60
AHL Women's Beginner	1.00	19.59	1	40	10	7,836.00

ANNUAL BUDGET ESTIMATE - ALL

Amended - 2025-2026

Park District of Oak Park

FY 2024

Account	2024		2025			
	Estimate (\$)	Requested (\$)	Recommended (\$)	Approved (\$)		
25-20-49-11980	11,000.00	14,550.00	14,550.00	14,550.00		
RINK SPECIAL EVENTS						
Detail Description	Factor	Fee (\$)	Session	Classes	Enrollment	Amount (\$)
7 Additional Rink Special Events	1.00	15.00	7	1	40	4,200.00
My Doll & Me Skate	1.00	15.00	1	1	120	1,800.00
Noon Years Eve Skate	1.00	15.00	1	1	120	1,800.00
Cupid Skate	1.00	15.00	1	1	120	1,800.00
Spooky Skate	1.00	15.00	1	1	250	3,750.00
Skales and Skate	1.00	30.00	1	1	40	1,200.00
25-20-49-11985	55,069.90	57,500.00	57,500.00	57,500.00	57,500.00	
ICE SHOW						
Detail Description	Factor	Fee (\$)	Session	Classes	Enrollment	Amount (\$)
Opening Number/ Features	1.00	210.00	1	1	40	8,400.00
Sam-FS3/4 + Family Skate + Adult Feature + Luminou	1.00	130.00	1	1	120	15,600.00
FS5/6, Special Events, Adults, Boys	1.00	145.00	1	1	30	4,350.00
Adv Jump, Elite, High School	1.00	165.00	1	1	40	6,600.00
Ice Show Tickets	1.00	12.00	4	1	400	19,200.00
Holiday Expo Tickets	1.00	5.00	1	1	150	750.00
Holiday Expo Registration	1.00	30.00	1	1	60	1,800.00
Summer Exhibition	1.00	20.00	1	1	40	800.00

Account	2024		2025			
	Estimate (\$)	Requested (\$)	Recommended (\$)	Approved (\$)		
25-20-49-11990	256,500.00	307,096.00	307,096.00	307,096.00		
RINK CAMP						
Detail Description	Factor	Fee (\$)	Session	Classes	Enrollment	Amount (\$)
Figure Skating Plus Camp	1.00	168.00	9	1	6	9,072.00
Figure Skating Camp 8A-12P	1.00	211.00	9	1	14	26,586.00
Winter Break Camp 8A-3P	1.00	82.00	10	1	14	11,480.00
Winter Break Camp 8A-6P	1.00	106.00	10	1	6	6,360.00
Winter Break Camp 8A-12P	1.00	60.00	10	1	6	3,600.00
Extended Camp 3P-6P	1.00	117.00	9	1	22	23,166.00
Hockey Camp 9A-3P	1.00	352.00	9	1	24	76,032.00
Skate & Swim 8A-3P	1.00	325.00	9	1	48	140,400.00
More Skate & Swim 8A-3P	1.00	325.00	1	1	32	10,400.00

Expenditure

ANNUAL BUDGET ESTIMATE - ALL

Amended - 2025-2026

Park District of Oak Park

FY 2024

Account	2024		2025			
	Estimate (\$)	Requested (\$)	Recommended (\$)	Approved (\$)		
25-20-51-00122	143,498.85	163,937.32	164,506.42	164,506.42		
RINK - PART TIME						
Detail Description	Hourly Rate	Hours Per Day	Days Per Week	Number of Weeks	Employees	Amount (\$)
Cashier (January-March)	15.00	3.00	3.00	13.00	1	1,755.00
Attendant (January - March)	15.00	3.50	6.00	13.00	1	4,095.00
Skate Guard (January - March)	15.00	3.00	3.00	13.00	3	5,265.00
Cashier (April - June)	15.00	3.00	3.00	13.00	1	1,755.00
Attendant (April - June)	15.00	3.50	6.00	13.00	1	4,095.00
Hockey Coordinator 2 (Jan-Sept)	20.80	6.50	5.00	34.00	1	22,984.00
Hockey Coordinator 2 (Oct-Dec)	21.63	6.50	5.00	11.00	1	7,732.73
Figure Skating Coordinator (Jan-Sept)	28.94	6.00	4.00	34.00	1	23,615.04
Figure Skating Coordinator (Oct-Dec)	30.10	6.00	4.00	11.00	1	7,946.40
Check in Table (Mon-Fri)	15.00	3.50	5.00	50.00	2	26,250.00
Check in Table (Sat)	15.00	4.50	1.00	50.00	3	10,125.00
Check in Table (Sun)	15.00	5.00	1.00	50.00	3	11,250.00
Part-time Employee Paid Time Off	0.00	0.00	0.00	0.00	0	4,311.33
Hockey Coordinator 1 (Jan-Sept)	23.07	4.00	4.00	34.00	1	12,550.08
Hockey Coordinator 1 (Oct-Dec)	23.99	4.00	4.00	11.00	1	4,222.24
Skate Guard (April - June)	15.00	3.00	3.00	13.00	1	1,755.00
Cashier (July - September)	15.00	3.00	3.00	12.00	1	1,620.00
Skate Guard (July - September)	15.00	3.00	3.00	12.00	1	1,620.00
Cashier (October - December)	15.60	3.00	3.00	13.00	1	1,825.20
Attendant (October - December)	15.60	3.50	6.00	13.00	1	4,258.80
Skate Guard (October - December)	15.60	3.00	3.00	13.00	3	5,475.60

ANNUAL BUDGET ESTIMATE - ALL

Amended - 2025-2026

Park District of Oak Park

FY 2024

Account	2024		2025			
	Estimate (\$)	Requested (\$)	Recommended (\$)	Approved (\$)		
25-20-51-11950	62,200.00	65,388.50	65,388.50	65,388.50		
LEARN TO SKATE						
Detail Description	Hourly Rate	Hours Per Day	Days Per Week	Number of Weeks	Employees	Amount (\$)
Adv Double Jump Instructor (Oct-Dec)	28.07	1.00	2.00	10.00	1	561.40
Jr. Coaching Instructor (Oct-Dec)	28.07	1.00	1.00	7.00	1	196.49
PreFS/FS1-6 Instructor (Oct-Dec)	25.19	4.00	3.00	10.00	1	3,022.80
Hi Jump and Spin (Jan-Sept)	26.99	1.00	2.00	29.00	1	1,565.42
Hi Jump and Spin (Oct-Dec)	28.07	1.00	2.00	10.00	1	561.40
Synchro Coach (Jan-Sept)	18.71	2.00	2.00	29.00	2	4,340.72
Synchro Coach (Oct-Dec)	19.46	2.00	2.00	10.00	2	1,556.80
Adv Double Jump Instructor (Jan-Sept)	26.99	1.00	2.00	29.00	1	1,565.42
Snowplow Sam 1-4 Aid (Oct-Dec)	15.60	2.00	3.00	10.00	1	936.00
Basic 1-6 Instructor (Jan-Sept)	24.22	3.00	3.00	29.00	1	6,321.42
Basic 1-6 Instructor (Oct-Dec)	25.19	3.00	3.00	10.00	1	2,267.10
Basic 1-6 Aid (Jan-Sept)	15.00	3.00	3.00	29.00	1	3,915.00
Basic 1-6 Aid (Oct-Dec)	15.60	3.00	3.00	10.00	1	1,404.00
PreFS,FS1-6 Instructor (Jan-Sept)	24.22	4.00	3.00	29.00	1	8,428.56
Adult Instructor (Oct-Dec)	28.07	1.00	2.00	10.00	2	1,122.80
Freeskate 1-6 Aid (Jan-Sept)	15.00	1.00	3.00	29.00	1	1,305.00
Freeskate 1-6 Aid (Oct-Dec)	15.60	1.00	3.00	10.00	1	468.00
Snowplow Sam 1-4 Instructor (Jan-Sept)	24.22	1.00	3.00	29.00	3	6,321.42
Snowplow Sam 1-4 Instructor (Oct-Dec)	25.19	1.00	3.00	10.00	3	2,267.10
Snowplow Sam 1-4 Aid (Jan-Sept)	15.00	2.00	3.00	29.00	1	2,610.00
Parent Tot Instructor (Oct-Dec)	19.46	1.00	3.00	10.00	1	583.80
Parent Tot Aid (Jan-Sept)	15.00	1.00	3.00	29.00	1	1,305.00
Parent Tot Aid (Oct-Dec)	15.60	1.00	3.00	10.00	1	468.00
Instructor Training (Jan-Sept)	24.22	2.00	1.00	3.00	20	2,906.40
Instructor Training (Oct-Dec)	25.19	2.00	1.00	1.00	20	1,007.60
Adult Instructor (Jan-Sept)	26.99	1.00	2.00	29.00	2	3,130.84
Part-time Employee Paid Time Off	0.00	0.00	0.00	0.00	0	1,713.68
Axel/Double Jumps Instructor (Jan-Sept)	24.22	1.00	2.00	29.00	1	1,404.76
Axel/Double Jumps Instructor (Oct-Dec)	25.19	1.00	2.00	10.00	1	503.80
Parent Tot Instructor (Jan-Sept)	18.71	1.00	3.00	29.00	1	1,627.77

ANNUAL BUDGET ESTIMATE - ALL

Amended - 2025-2026

Park District of Oak Park

FY 2024

Account	2024		2025			
	Estimate (\$)	Requested (\$)	Recommended (\$)	Approved (\$)		
25-20-51-11960	24,000.00	25,028.44	25,028.44	25,028.44		
YOUTH HOCKEY						
Detail Description	Hourly Rate	Hours Per Day	Days Per Week	Number of Weeks	Employees	Amount (\$)
Goalie Coach (Jan-Sept)	15.00	1.00	1.00	29.00	1	435.00
Goalie Coach (Oct-Dec)	15.60	1.00	1.00	10.00	1	156.00
IBPL (Jan-Sept)	18.20	1.00	1.00	29.00	2	1,055.60
IBPL (Oct-Dec)	18.93	1.00	1.00	10.00	2	378.60
Mini 1 & 2 (Jan-Sept)	15.00	3.00	2.00	29.00	2	5,220.00
Mini 1 & 2 (Oct-Dec)	15.60	3.00	2.00	10.00	2	1,872.00
Coach Training (Jan-Sept)	16.64	2.00	1.00	3.00	15	1,497.60
Coach Training (Oct-Dec)	17.31	2.00	1.00	1.00	15	519.30
Part-time Employee Paid Time Off	0.00	0.00	0.00	0.00	0	655.94
Mighty 1-4 (Jan-Sept)	15.00	3.00	2.00	29.00	2	5,220.00
Mighty 1-4 (Oct-Dec)	15.60	3.00	2.00	10.00	2	1,872.00
Skills & Drills (Jan-Sept)	18.20	1.00	2.00	29.00	2	2,111.20
Skills & Drills (Oct-Dec)	18.93	1.00	2.00	10.00	2	757.20
Clinic/Power Skating Coach (Jan-Sept)	20.80	1.00	2.00	29.00	2	2,412.80
Clinic/Power Skating Coach (Oct-Dec)	21.63	1.00	2.00	10.00	2	865.20
25-20-51-11965						
TRAVEL HOCKEY						
25-20-51-11970	6,000.00	8,836.79	8,836.79	8,836.79		
ADULT HOCKEY						
Detail Description	Hourly Rate	Hours Per Day	Days Per Week	Number of Weeks	Employees	Amount (\$)
AHL Beginner Coach (Jan-Sept)	18.20	3.00	1.00	29.00	2	3,166.80
AHL Beginner Coach (Oct-Dec)	18.93	3.00	1.00	10.00	2	1,135.80
AHL Level 1 Instructor (Jan-Sept)	18.20	1.50	1.00	29.00	2	1,583.40
AHL Level 1 Instructor (Oct-Dec)	18.93	1.50	1.00	10.00	2	567.90
AHL Level 2 Instructor (Jan-Sept)	18.20	3.00	1.00	29.00	1	1,583.40
AHL Level 2 Instructor (Oct-Dec)	18.93	3.00	1.00	10.00	1	567.90
Part-time Employee Paid Time Off	0.00	0.00	0.00	0.00	0	231.59

ANNUAL BUDGET ESTIMATE - ALL

Amended - 2025-2026

Park District of Oak Park

FY 2024

Account			2024	2025		
			Estimate (\$)	Requested (\$)	Recommended (\$)	Approved (\$)
25-20-51-11980				2,125.71	2,125.71	2,125.71
RINK SPECIAL EVENTS						
Detail Description	Hourly Rate	Hours Per Day	Days Per Week	Number of Weeks	Employees	Amount (\$)
Part-time Employee Paid Time Off	0.00	0.00	0.00	0.00	0	55.71
Special Events Decorations Staff	15.00	5.00	1.00	2.00	3	450.00
Special Events Extra Staff	15.00	3.00	1.00	12.00	3	1,620.00
25-20-51-11985			9,166.65	11,836.36	11,836.36	11,836.36
ICE SHOW						
Detail Description	Hourly Rate	Hours Per Day	Days Per Week	Number of Weeks	Employees	Amount (\$)
Show Announcer	24.22	2.00	4.00	2.00	1	387.52
Choreographer	24.22	6.00	3.00	2.00	10	8,719.20
Show Assistant	24.22	3.00	3.00	2.00	2	871.92
Holiday Recital Staff	16.12	5.00	1.00	1.00	8	644.80
Part-time Employee Paid Time Off	0.00	0.00	0.00	0.00	0	310.20
Prep and Tear Down Staff	16.12	4.00	2.00	1.00	7	902.72

ANNUAL BUDGET ESTIMATE - ALL

Amended - 2025-2026

Park District of Oak Park

FY 2024

Account	2024		2025			
	Estimate (\$)	Requested (\$)	Recommended (\$)	Approved (\$)		
25-20-51-11990	75,000.00	97,811.55	97,811.55	97,811.55		
RINK CAMP						
Detail Description	Hourly Rate	Hours Per Day	Days Per Week	Number of Weeks	Employees	Amount (\$)
Part-time Employee Paid Time Off	0.00	0.00	0.00	0.00	0	2,563.41
Lunch Break Camp Counselors	15.25	3.00	5.00	9.00	1	2,058.75
Camp Training	15.50	8.00	3.00	1.00	20	7,440.00
Summer Site Supervisor	16.25	7.50	5.00	10.00	1	6,093.75
Skate & Swim Camp Counselors	15.25	7.50	5.00	9.00	6	30,881.25
Hockey Camp Counselors	15.25	7.50	5.00	9.00	3	15,440.63
Winter Break Camp 8A-12P	15.25	4.00	5.00	2.00	1	610.00
Winter Break Camp 8A-3P	15.25	8.00	5.00	2.00	2	2,440.00
Winter Break Camp 8A-6P	15.25	10.00	5.00	2.00	1	1,525.00
Figure Skating Camp Counselor	15.25	4.25	5.00	9.00	2	5,833.13
Figure Skating Plus Camp Counselors	15.25	3.00	5.00	9.00	1	2,058.75
Extended Camp Site Supervisor	16.25	3.50	5.00	9.00	1	2,559.38
Extended Camp Counselors	15.25	3.00	5.00	9.00	3	6,176.25
Summer Camp Coordinator	17.25	8.00	5.00	10.00	1	6,900.00
Summer Assistant Site Supervisor	15.50	7.50	5.00	9.00	1	5,231.25
25-20-52-00650	32,520.53	37,900.00	37,900.00	37,900.00	37,900.00	
BANK SERVICE CHARGE						
25-20-52-11940						
CONTRACTUAL SERVICES - OTHER						
Detail Description	Quantity	Unit Amount (\$)	Amount (\$)			
Harness Inspection	0.00	0.00	0.00			

ANNUAL BUDGET ESTIMATE - ALL

Amended - 2025-2026

Park District of Oak Park

FY 2024

Account	2024			2025	
	Estimate (\$)	Requested (\$)	Recommended (\$)	Approved (\$)	
25-20-52-11950		3,900.00	2,334.00	2,334.00	2,334.00
LEARN TO SKATE					
Detail Description	Quantity	Unit Amount (\$)	Amount (\$)		
USFS Instructor Membership	20.00	40.00	800.00		
Synchro Competition Fees	5.00	260.00	1,300.00		
PSA Membership - Coordinator	1.00	78.00	78.00		
PSA Membership - Synchro Coaches	2.00	78.00	156.00		
25-20-52-11960		4,760.00	5,600.00	5,600.00	5,600.00
YOUTH HOCKEY					
Detail Description	Quantity	Unit Amount (\$)	Amount (\$)		
USA Hockey Coach Membership	10.00	50.00	500.00		
Goodman Elite Sunday Clinics	15.00	340.00	5,100.00		
25-20-52-11965		50,000.00	53,861.00	53,861.00	53,861.00
TRAVEL HOCKEY					
Detail Description	Quantity	Unit Amount (\$)	Amount (\$)		
Fall NWHL Officials/Scheduler	1.00	11,955.00	11,955.00		
Spring NWHL Officials/Scheduler	1.00	3,260.00	3,260.00		
USA Hockey-Coaches Fee	18.00	75.00	1,350.00		
Travel Hockey Coaches Clinics	18.00	62.00	1,116.00		
Fall NWHL Tournament Fees- 6 Teams	6.00	945.00	5,670.00		
Spring NWHL Tournament Fees- 6 Teams	6.00	945.00	5,670.00		
Travel Permits	1.00	200.00	200.00		
Goodman Elite Off-Ice	60.00	176.00	10,560.00		
Goodman Elite On-Ice	60.00	176.00	10,560.00		
Summer Goodman Elite Power Skates	20.00	176.00	3,520.00		
25-20-52-11980		1,000.00	1,000.00	1,000.00	1,000.00
RINK SPECIAL EVENTS					
Detail Description	Quantity	Unit Amount (\$)	Amount (\$)		
Misc	4.00	250.00	1,000.00		

ANNUAL BUDGET ESTIMATE - ALL

Amended - 2025-2026

Park District of Oak Park

FY 2024

Account			2024	2025		
			Estimate (\$)	Requested (\$)	Recommended (\$)	Approved (\$)
25-20-52-11985			2,563.89	4,200.00	4,200.00	4,200.00
ICE SHOW						
Detail Description	Quantity	Unit Amount (\$)	Amount (\$)			
Spot light rental	2.00	500.00	1,000.00			
Curtain Rental	1.00	600.00	600.00			
Photography	1.00	600.00	600.00			
Foot Lights Purchase	1.00	2,000.00	2,000.00			
25-20-53-00301			1,300.00	4,885.50	4,885.50	4,885.50
UNIFORMS						
Detail Description	Quantity	Unit Amount (\$)	Amount (\$)			
Full Time Staff	6.00	200.00	1,200.00			
Summer T Shirts and Sweat Shirts	50.00	22.00	1,100.00			
Printing Fee	5.00	15.00	75.00			
Fall Sweatshirts and Long Sleeves	50.00	25.00	1,250.00			
Spring: Supervisor/Cashier Polo	18.00	13.50	243.00			
Name Tags	5.00	3.50	17.50			
PTYR Rink Coordinators/Admin Assistant	5.00	200.00	1,000.00			
25-20-53-00320						
MISCELLANEOUS SUPPLIES						
25-20-53-11930			1,000.00	1,104.55	1,104.55	1,104.55
ICE RINK BIRTHDAY PARTIES						
Detail Description	Quantity	Unit Amount (\$)	Amount (\$)			
Stuffed Animal Gift	45.00	18.99	854.55			
Wristbands	1.00	250.00	250.00			

ANNUAL BUDGET ESTIMATE - ALL

Amended - 2025-2026

Park District of Oak Park

FY 2024

Account			2024	2025		
			Estimate (\$)	Requested (\$)	Recommended (\$)	Approved (\$)
25-20-53-11950			7,795.00	10,450.00	10,450.00	10,450.00
LEARN TO SKATE						
Detail Description	Quantity	Unit Amount (\$)	Amount (\$)			
LTS Uniform	20.00	50.00	1,000.00			
Teaching Aids	1.00	400.00	400.00			
USFS Teaching Supplies	1.00	200.00	200.00			
Synchro Coach Materials	1.00	200.00	200.00			
Synchro Costumes	32.00	65.00	2,080.00			
Synchro Totes	32.00	30.00	960.00			
Synchro Jackets	32.00	60.00	1,920.00			
Synchro Practice Pants	32.00	60.00	1,920.00			
Synchro T-Shirts	32.00	10.00	320.00			
Harmonized Holiday Skate Awards	250.00	3.00	750.00			
Harmonized Holiday Skate Supplies	1.00	200.00	200.00			
Holiday Party Supplies	1.00	500.00	500.00			
25-20-53-11960			10,000.00	12,180.00	13,140.00	13,140.00
YOUTH HOCKEY						
Detail Description	Quantity	Unit Amount (\$)	Amount (\$)			
Goalie Masks	2.00	180.00	360.00			
Hockey Academy Teaching Aids	1.00	500.00	500.00			
Hockey Academy Uniforms	15.00	50.00	750.00			
Hockey Pucks (1 blue, black)	2.00	350.00	700.00			
One Goal Equipment	18.00	160.00	2,880.00			
Goalie Equipment	3.00	500.00	1,500.00			
Misc. Hockey Supplies	1.00	300.00	300.00			
Hockey Academy Jerseys	300.00	17.00	5,100.00			
Youth Hockey Helmets	15.00	70.00	1,050.00			

ANNUAL BUDGET ESTIMATE - ALL

Amended - 2025-2026

Park District of Oak Park

FY 2024

Account			2024	2025		
			Estimate (\$)	Requested (\$)	Recommended (\$)	Approved (\$)
25-20-53-11965			9,444.00	10,870.00	10,870.00	10,870.00
TRAVEL HOCKEY						
Detail Description	Quantity	Unit Amount (\$)	Amount (\$)			
Spring Travel Jerseys	200.00	23.00	4,600.00			
Holiday Party Supplies	1.00	500.00	500.00			
End of Season Banquet	100.00	10.00	1,000.00			
End of Season Awards	100.00	35.00	3,500.00			
Travel Coaching Materials	10.00	25.00	250.00			
Ice Bears Coach Warm Ups	12.00	85.00	1,020.00			
25-20-53-11970			1,500.00	1,670.00	1,670.00	1,670.00
ADULT HOCKEY						
Detail Description	Quantity	Unit Amount (\$)	Amount (\$)			
League Pucks	1.00	300.00	300.00			
League Jerseys	50.00	20.00	1,000.00			
Coaching Materials	1.00	200.00	200.00			
Staff Jackets	2.00	85.00	170.00			
25-20-53-11980				1,700.00	1,700.00	1,700.00
RINK SPECIAL EVENTS						
Detail Description	Quantity	Unit Amount (\$)	Amount (\$)			
Spring Event Supplies	3.00	100.00	300.00			
Summer Events Supplies	3.00	100.00	300.00			
Fall Events Supplies	3.00	100.00	300.00			
Winter Events Supplies	3.00	100.00	300.00			
Spooky Skate Supplies	1.00	500.00	500.00			

ANNUAL BUDGET ESTIMATE - ALL

Amended - 2025-2026

Park District of Oak Park

FY 2024

Account			2024	2025		
			Estimate (\$)	Requested (\$)	Recommended (\$)	Approved (\$)
25-20-53-11985			11,760.00	14,190.00	14,190.00	14,190.00
ICE SHOW						
Detail Description	Quantity	Unit Amount (\$)	Amount (\$)			
Volunteer and Staff Appreciation FOOD and FLOWERS	1.00	800.00	800.00			
Holiday Recital	1.00	500.00	500.00			
Costumes	190.00	50.00	9,500.00			
Printing	1.00	300.00	300.00			
Set Materials	1.00	1,650.00	1,650.00			
Tickets	0.00	0.00	0.00			
Volunteer and Staff T-shirts	80.00	18.00	1,440.00			
25-20-53-11990			2,500.00	8,706.00	8,706.00	8,706.00
RINK CAMP						
Detail Description	Quantity	Unit Amount (\$)	Amount (\$)			
Wristbands	8.00	75.00	600.00			
Caps	20.00	8.00	160.00			
Staff Polos	4.00	14.00	56.00			
Camp Supplies	1.00	500.00	500.00			
Camper Shirts	750.00	9.00	6,750.00			
Staff Uniform	40.00	10.00	400.00			
Staff Sweatshirts	20.00	12.00	240.00			
25-20-56-00600			848.50	900.00	900.00	900.00
EMPLOYEE RECOGNITION						
Detail Description	Quantity	Unit Amount (\$)	Amount (\$)			
Employee Appreciation	1.00	900.00	900.00			

ANNUAL BUDGET ESTIMATE - ALL

Amended - 2025-2026

Park District of Oak Park

FY 2024

Account	2024		2025	
	Estimate (\$)	Requested (\$)	Recommended (\$)	Approved (\$)
25-20-56-00646	3,500.00	4,640.00	4,640.00	4,640.00
SKATE SHOP SUPPLIES				
Detail Description	Quantity	Unit Amount (\$)	Amount (\$)	
Laces	1.00	300.00	300.00	
Skate Insoles	1.00	200.00	200.00	
Skate Sharpening Supplies	1.00	600.00	600.00	
Miscellaneous Supplies	1.00	100.00	100.00	
Vending supplies: Skate guards	10.00	5.75	57.50	
Sparx Skate Sharpener	1.00	1,500.00	1,500.00	
Vending supplies: neck guards	15.00	8.00	120.00	
Vending supplies: mouth guards	30.00	5.00	150.00	
Vending supplies: tape	125.00	2.50	312.50	
Public Skate wristbands	3.00	400.00	400.00	
Public Skate Helmets	20.00	45.00	900.00	
Total Revenue		\$1,490,342.90	\$1,611,206.35	\$1,617,616.35
Total Expenditure		\$464,257.42	\$551,155.72	\$552,684.82
Net		\$1,026,085.48	\$1,060,050.63	\$1,064,931.53
Report Total Revenue		\$1,490,342.90	\$1,611,206.35	\$1,617,616.35
Report Total Expenditure		\$464,257.42	\$551,155.72	\$552,684.82
Report Total Net		\$1,026,085.48	\$1,060,050.63	\$1,064,931.53

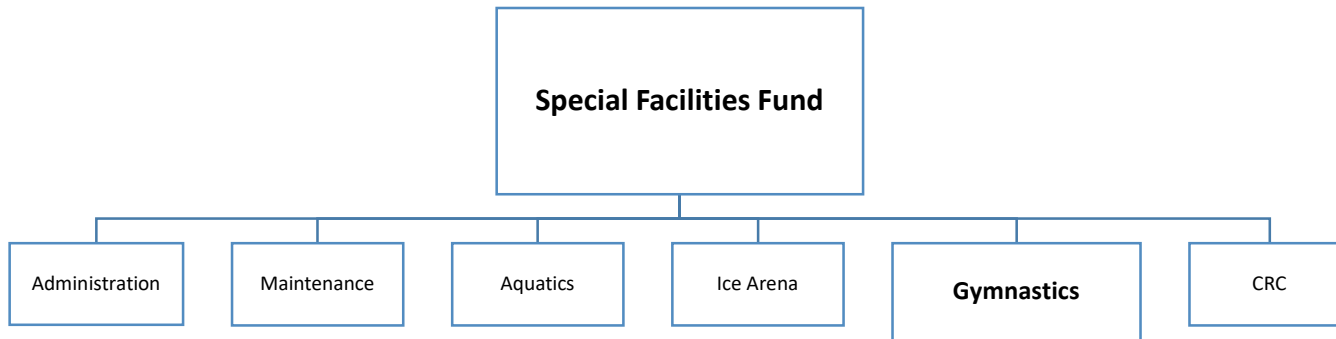
Gymnastics

Statement of Service

The Gymnastics department provides a safe environment for healthy and fun programming and events for the Oak Park community.

Description

The Oak Park Gymnastics Center offers gymnastics-based classes for participants aged two through high school, including recreation programs, summer camp, preschool open gym, and a competitive team program.



Fund > Department Chart: The above chart indicates the fund and each of the departments it supports.

Gymnastics

2024 RESULTS

Accomplished:

- ✓ Offered a tumbling cheer program.

In Progress:

- Create, organize, and promote 8 gymnastics field trips for surrounding Oak Park Day Care, Preschools, and Elementary schools designed for children who cannot attend regular gym programming due to time or other constraints by December 31, 2024.
 - Goal was suspended due to staffing shortages. This goal will not be completed.
- Market, schedule, and host 12 “Parents Night Out” events once a month on Friday evenings from 6pm-10pm, the 12th of which will be hosted before December 31, 2024.
 - Staff have hosted 10 “Parents Night Out” events, and are on target to complete this goal.
- Expand collection of ninja equipment to increase program participation by a minimum of 20% by December 31, 2024.
 - Currently in progress. There are three more Ninja programs slated for December 1st and we are expecting to achieve this goal.



Boys gymnastics Nationals qualifiers



Gymnastics

2025 GOALS

Community & Customer Focused

1. Offer four "School Night Out" events to nearby Oak Park schools to further diversify and promote gymnastics activities at the GRC by December 31, 2025.
Performance Measure: Youth participation
2. Offer six weeks of summer gymnastics camp by the end of summer 2025.
Performance Measure: Youth participation

Quality Infrastructure Management

1. Replace folding incline mats, springboards, pit foam, floor training bars, vault trainer and parallel blocks by August 31, 2025.
Performance Measure: Number of accidents/incidents

Staff Excellence

1. Offer one guest lead training presentation with an emphasis on safety procedures including hands-on spotting safety. This will take place during the break between summer and fall sessions, no later than August 31, 2025.
Performance Measure: Internal training satisfaction

Financial Strength

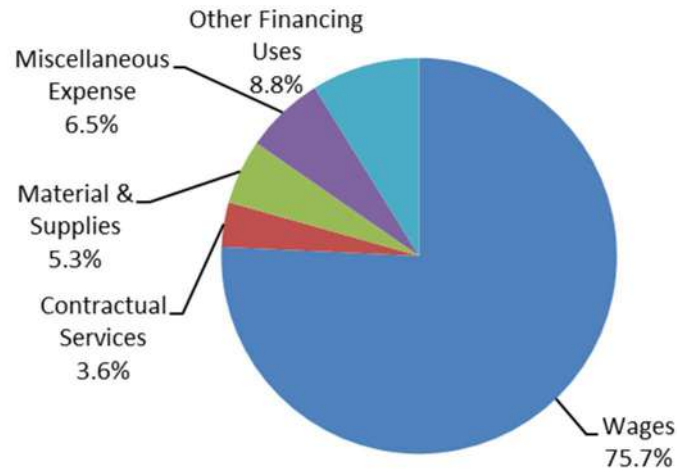
1. Offer Co-Ed Challenge/ Ninja class-expanding on the success of the Ninja Challenge program, offer a weekly program promoting strength, conditioning, and Ninja course creation for 10 participants by April 1, 2025.
Performance Measure: Youth participation

Gymnastics

Historical Data



2025 Expense Distribution



Gymnastics
Budget Detail

	2021	2022	2023	2024 Estimate	2025 Budget
Fees and Charges	\$61,504	\$90,449	\$129,642	\$111,519	\$114,735
Rentals	\$7,403	\$42,009	\$44,400	\$47,734	\$50,200
Miscellaneous Revenue	\$6,116	\$11,324	\$0	\$0	\$0
Program Revenue	\$627,699	\$833,939	\$913,241	\$900,183	\$1,098,394
Total Revenue	\$702,722	\$977,721	\$1,087,283	\$1,059,435	\$1,263,329
Wages	\$429,967	\$454,403	\$507,203	\$506,878	\$551,922
Contractual Services	\$31,798	\$40,351	\$32,373	\$12,003	\$26,600
Material & Supplies	\$20,263	\$30,160	\$36,185	\$25,816	\$38,466
Miscellaneous Expense	\$27,656	\$16,827	\$55,070	\$46,910	\$47,347
Other Financing Uses*	\$0	\$81,541	\$54,838	\$84,800	\$64,480
Total Expenses	\$509,684	\$623,282	\$685,669	\$676,407	\$728,815
Net	\$193,038	\$354,439	\$401,613	\$383,029	\$534,514

*Other Financing Uses: Employee Health Insurance Transfer

ANNUAL BUDGET ESTIMATE - ALL

Amended - 2025-2026

Park District of Oak Park

FY 2024

Account				2024	2025		
				Estimate (\$)	Requested (\$)	Recommended (\$)	Approved (\$)
Fund: 25 Special Facilities							
Revenue							
25-24-42-00050				40,000.00	40,000.00	40,000.00	40,000.00
BOOSTER CLUB REVENUE							
Detail Description	Quantity	Unit Amount (\$)	Amount (\$)				
Booster Club Revenue	1.00	40,000.00	40,000.00				
25-24-42-00100				31,000.00	31,115.00	31,115.00	31,115.00
PLAYTIME DAILY FEES							
Detail Description	Quantity	Unit Amount (\$)	Amount (\$)				
Single Visit Sales	4,445.00	7.00	31,115.00				
25-24-42-00150				11,403.00	12,000.00	12,000.00	12,000.00
PLAYTIME PASS							
Detail Description	Quantity	Unit Amount (\$)	Amount (\$)				
Playtime Pass Sales	200.00	60.00	12,000.00				
25-24-42-00200				16,000.00	18,200.00	18,200.00	18,200.00
OPEN GYM DAILY FEES							
Detail Description	Quantity	Unit Amount (\$)	Amount (\$)				
Single Visit Sales	1,400.00	13.00	18,200.00				
25-24-42-00250				2,340.00	2,400.00	2,400.00	2,400.00
OPEN GYM PASS							
Detail Description	Quantity	Unit Amount (\$)	Amount (\$)				
Pass Sales	40.00	60.00	2,400.00				
25-24-42-00275							
One on One Lessons							

ANNUAL BUDGET ESTIMATE - ALL

Amended - 2025-2026

Park District of Oak Park

FY 2024

Account	2024			2025	
	Estimate (\$)	Requested (\$)	Recommended (\$)	Approved (\$)	
25-24-42-14290	9,800.00	10,000.00	10,000.00	10,000.00	
PRO SHOP SALES					
Detail Description	Quantity	Unit Amount (\$)	Amount (\$)		
Team Uniforms	1.00	5,000.00	5,000.00		
Pro Shop Sales	1.00	5,000.00	5,000.00		
25-24-42-14510	975.70	1,020.00	1,020.00	1,020.00	
VENDING MACHINE SALES					
Detail Description	Quantity	Unit Amount (\$)	Amount (\$)		
Vending Commision	12.00	85.00	1,020.00		
25-24-44-00100	47,733.93	50,200.00	50,200.00	50,200.00	
BIRTHDAY PARTIES					
Detail Description	Quantity	Unit Amount (\$)	Amount (\$)		
Birthday Party 2 Hrs for 3-15 yrs of age	100.00	440.00	44,000.00		
Birthday Party Extra Participants	250.00	20.00	5,000.00		
Party Favors	200.00	6.00	1,200.00		
25-24-45-30150					
GYMNASTIC FUND RAISING					

Account	2024		2025			
	Estimate (\$)	Requested (\$)	Recommended (\$)	Approved (\$)		
25-24-49-11250	241,643.29	266,563.00	266,563.00	266,563.00		
PRESCHOOL GYMNASTICS CLASSES						
Detail Description	Factor	Fee (\$)	Session	Classes	Enrollment	Amount (\$)
Winter 45 minute class	1.00	11.80	11	1	230	29,854.00
Winter 60 minute class	1.00	16.00	11	1	210	36,960.00
Spring 45 minute class	1.00	12.15	9	1	240	26,244.00
Spring 60 minute class	1.00	16.50	9	1	220	32,670.00
Summer 45 minute class	1.00	12.15	4	1	175	8,505.00
Summer 60 minute class	1.00	16.50	4	1	160	10,560.00
Fall 45 minute class	1.00	12.15	17	1	240	49,572.00
Fall 60 minute class	1.00	16.50	17	1	220	61,710.00
Summer 45 min class	1.00	12.15	8	1	40	3,888.00
Summer 60 min class	1.00	16.50	8	1	50	6,600.00

ANNUAL BUDGET ESTIMATE - ALL

Amended - 2025-2026

Park District of Oak Park

FY 2024

Account	2024		2025			
	Estimate (\$)	Requested (\$)	Recommended (\$)	Approved (\$)		
25-24-49-11260	395,989.48	422,485.50	422,485.50	422,485.50		
RECREATIONAL GYMNASTICS CLASS						
Detail Description	Factor	Fee (\$)	Session	Classes	Enrollment	Amount (\$)
Summer 80 min class	1.00	21.65	8	1	50	8,660.00
Winter 80 minute class	1.00	21.00	11	1	350	80,850.00
Winter 120 minute class	1.00	31.50	11	1	8	2,772.00
Spring 80 minute class	1.00	21.65	9	1	370	72,094.50
Sping 120 minute class	1.00	32.45	9	1	8	2,336.40
Summer 80 minute class	1.00	21.65	4	1	275	23,815.00
Accelerated Boys	1.00	23.70	47	2	5	11,139.00
Spring 60 minute class	1.00	16.50	9	1	60	8,910.00
Summer 60 minute class	1.00	16.50	4	1	60	3,960.00
Fall 60 minute class	1.00	16.50	17	1	60	16,830.00
Fall 80 minute class	1.00	21.60	17	1	370	135,864.00
Fall 120 minute class	1.00	32.45	17	1	8	4,413.20
Accelerated Girls	1.00	23.70	47	2	10	22,278.00
Summer 120 minute class	1.00	32.45	4	1	8	1,038.40
Fall 150 minute class	1.00	41.70	17	1	10	7,089.00
Winter 150 minute class	1.00	40.50	11	1	10	4,455.00
Spring 150 minute class	1.00	41.70	9	1	10	3,753.00
Summer 150 minute class	1.00	41.70	4	1	10	1,668.00
Winter 60 minute class	1.00	16.00	11	1	60	10,560.00

ANNUAL BUDGET ESTIMATE - ALL

Amended - 2025-2026

Park District of Oak Park

FY 2024

Account	2024		2025			
	Estimate (\$)	Requested (\$)	Recommended (\$)	Approved (\$)		
25-24-49-11270	161,518.26	190,635.40	184,825.56	184,825.56		
TEAM GYMNASTICS						
Detail Description	Factor	Fee (\$)	Session	Classes	Enrollment	Amount (\$)
14 weekly practice hours Sept- Dec	1.00	432.02	1	4	11	19,008.88
16 weekly practice hours Jan-Aug	1.00	479.36	1	8	12	46,018.56
16 weekly practice hours Sept-Dec	1.00	493.74	1	4	12	23,699.52
9 weekly practice hours Jan-Aug	1.00	269.64	1	8	7	15,099.84
9 weekly practice hours Sept-Dec	1.00	277.73	1	4	7	7,776.44
10 weekly practice hours Jan-Aug	1.00	299.60	1	8	10	23,968.00
10 weekly practice hours Sept-Dec	1.00	308.59	1	4	10	12,343.60
14 weekly practice hours Jan-Aug	1.00	419.44	1	8	11	36,910.72
25-24-49-11280	77,543.57	184,620.00	196,120.00	196,120.00		
GYMNASTICS CAMPS						
Detail Description	Factor	Fee (\$)	Session	Classes	Enrollment	Amount (\$)
Winter Gym Camp 7 hrs. (Dec 22)	1.00	88.00	1	1	40	3,520.00
Winter Gym Camp 7 hrs. (Dec 23)	1.00	88.00	1	1	40	3,520.00
Winter Gym Camp 7 hrs. (Dec 30)	1.00	88.00	1	1	40	3,520.00
Winter Gym Camp 7 hrs. (Dec 29)	1.00	88.00	1	1	40	3,520.00
Summer Extended Camp #1 (5 week days)	1.00	115.00	6	1	20	13,800.00
Summer Gym Camp (5 week days)	1.00	376.00	6	1	70	157,920.00
Winter Gym Camp 7 hrs. (Dec 30)	1.00	88.00	1	1	40	3,520.00
Winter Gym Camp 7 hrs (Jan 2)	1.00	85.00	1	1	40	3,400.00
Winter Gym Camp 7 hrs (Jan 3)	1.00	85.00	1	1	40	3,400.00
25-24-49-11360	23,488.17	28,400.00	28,400.00	28,400.00		
GYMNASTICS CENTER PROGRAMS						
Detail Description	Factor	Fee (\$)	Session	Classes	Enrollment	Amount (\$)
School Night Out	1.00	30.00	4	1	20	2,400.00
One day special programming	1.00	1,000.00	2	1	1	2,000.00
Ninja Warrior one day program for kids	1.00	35.00	10	1	48	16,800.00
Parents Night Out once a month	1.00	30.00	12	1	20	7,200.00

ANNUAL BUDGET ESTIMATE - ALL

Amended - 2025-2026

Park District of Oak Park

FY 2024

Account	2024		2025			
	Estimate (\$)	Requested (\$)	Recommended (\$)	Approved (\$)		
Expenditure						
25-24-51-00100	9,308.45	10,269.13	10,269.13	10,269.13		
BIRTHDAY PARTIES						
Detail Description	Hourly Rate	Hours Per Day	Days Per Week	Number of Weeks	Employees	Amount (\$)
Party staff	20.00	2.50	2.00	50.00	1	5,000.00
Party leader paid for 2.5 hours per party	20.00	2.50	2.00	50.00	1	5,000.00
Part-time Employee Paid Time Off	0.00	0.00	0.00	0.00	0	269.13
25-24-51-00111	308,000.00	327,396.00	327,396.00	327,396.00	327,396.00	
WAGES - FULL TIME						
25-24-51-00122	18,950.00	19,454.66	19,454.66	19,454.66	19,454.66	
GYMNASTICS - PART TIME						
Detail Description	Hourly Rate	Hours Per Day	Days Per Week	Number of Weeks	Employees	Amount (\$)
Gymn PT coaches training/admin	750.00	1.00	1.00	1.00	1	750.00
Gymn Admin Assist class 1 emp Jan-Sept	17.14	5.00	4.00	26.00	1	8,912.80
Gymn Admin Assist class 1 emp Oct-Dec	17.85	5.00	4.00	26.00	1	9,282.00
Part-time Employee Paid Time Off	0.00	0.00	0.00	0.00	0	509.86

Account	2024		2025			
	Estimate (\$)	Requested (\$)	Recommended (\$)	Approved (\$)		
25-24-51-00123	148,569.56	166,622.21	148,960.78	148,960.78		
GYMNASTICS COACHES PART TIME						
Detail Description	Hourly Rate	Hours Per Day	Days Per Week	Number of Weeks	Employees	Amount (\$)
Spec Prog Coach Lev 3 (Oct-Dec)	24.18	3.00	5.00	1.00	2	725.40
No exp Spec Prog Coach (Oct-Dec)	15.75	3.00	5.00	1.00	2	472.50
Spec Prog Coach Lev 1 (Jan-Sept)	19.47	4.00	5.00	1.00	2	778.80
Spec Prog Coach Lev 1 (Oct-Dec)	20.25	4.00	5.00	1.00	2	810.00
Spec Prog Coach Lev 2 (Jan-Sept)	21.63	4.00	5.00	1.00	2	865.20
Spec Prog Coach Lev 2 (Oct-Dec)	22.50	3.00	5.00	1.00	2	675.00
Spec Prog Coach Lev 3 (Jan-Sept)	23.25	4.00	5.00	1.00	2	930.00
Pre Playtime Coach (Oct-Dec)	22.50	2.00	2.00	14.00	1	1,260.00
No exp Pre Coach (Jan-Sept)	15.14	3.00	5.00	34.00	1	7,721.40
No exp Pre Coach (Oct-Dec)	15.75	3.00	5.00	12.00	1	2,835.00
No exp Rec Coach (Jan-Sept)	15.14	3.00	5.00	34.00	1	7,721.40
No exp Rec Coach (Oct-Dec)	15.75	3.00	5.00	12.00	1	2,835.00
No exp Spec Prog Coach (Jan-Sept)	15.14	3.00	5.00	1.00	2	454.20
Recreational Coach Lev 2 (Oct-Dec)	22.50	4.00	5.00	12.00	1	5,400.00
Recreational Coach Lev 3 (Oct-Dec)	24.18	4.00	5.00	12.00	1	5,803.20
USAG Team Coach Lev 3	22.36	3.00	2.00	48.00	1	6,439.68
Open Gym Coach (Jan-Sept)	19.47	2.50	1.00	38.00	1	1,849.65
Open Gym Coach (Oct-Dec)	20.25	2.50	1.00	14.00	1	708.75
Pre Playtime Coach (Jan-Sept)	21.63	2.00	2.00	38.00	1	3,287.76
Preschool Coach Lev 2 (Oct-Dec)	22.50	3.00	5.00	12.00	1	4,050.00
Preschool Coach Lev 3 (Oct-Dec)	24.18	3.00	5.00	12.00	1	4,352.40
Recreational Coach Lev 1 (Jan-Sept)	19.47	4.00	5.00	34.00	1	13,239.60
Recreational Coach Lev 2 (Jan-Sept)	21.63	4.00	5.00	34.00	1	14,708.40
Recreational Coach Lev 3 (Jan-Sept)	23.25	4.00	5.00	34.00	1	15,810.00
Recreational Coach Lev 1 (Oct-Dec)	20.25	4.00	5.00	12.00	1	4,860.00
Part-time Employee Paid Time Off	0.00	0.00	0.00	0.00	0	3,903.94
Preschool Coach Lev 1 (Jan-Sept)	19.47	3.00	5.00	34.00	1	9,929.70
Preschool Coach Lev 2 (Jan-Sept)	21.63	3.00	5.00	34.00	1	11,031.30
Preschool Coach Lev 3 (Jan-Sept)	23.25	3.00	5.00	34.00	1	11,857.50
Preschool Coach Lev 1 (Oct-Dec)	20.25	3.00	5.00	12.00	1	3,645.00

ANNUAL BUDGET ESTIMATE - ALL

Amended - 2025-2026

Park District of Oak Park

FY 2024

Account	2024		2025			
	Estimate (\$)	Requested (\$)	Recommended (\$)	Approved (\$)		
25-24-51-11280	22,050.00	28,350.00	45,841.40	45,841.40		
GYMNASTICS CAMPS						
Detail Description	Hourly Rate	Hours Per Day	Days Per Week	Number of Weeks	Employees	Amount (\$)
Summer Camp Counselor/Extended Day	15.00	6.50	5.00	6.00	7	20,475.00
Summer Part-time Coaches	22.00	4.50	5.00	6.00	7	20,790.00
No exp Winter Camp Coach	15.50	7.50	6.00	1.00	2	1,395.00
Winter Break Part Time Coach	22.00	7.50	6.00	1.00	2	1,980.00
Part-time employee Paid Time Off	0.00	0.00	0.00	0.00	0	1,201.40
25-24-52-00222	238.00	300.00	300.00	300.00	300.00	
MARKETING AND ADVERTISING						
Detail Description	Quantity	Unit Amount (\$)	Amount (\$)			
Promotional Materials from USAG/Misc	1.00	300.00	300.00			
25-24-52-00650	11,764.64	26,300.00	26,300.00	26,300.00	26,300.00	
BANK SERVICE CHARGE						
Detail Description	Quantity	Unit Amount (\$)	Amount (\$)			
Monthly Bank Fees	1.00	13,800.00	13,800.00			
25-24-53-00100	500.00	900.00	900.00	900.00	900.00	
BIRTHDAY PARTIES						
Detail Description	Quantity	Unit Amount (\$)	Amount (\$)			
T-Shirts for B-Day Child	60.00	5.00	300.00			
Party Favors/ Misc.	1.00	600.00	600.00			
25-24-53-00301	1,500.00	1,735.25	1,735.25	1,735.25	1,735.25	
UNIFORMS						
Detail Description	Quantity	Unit Amount (\$)	Amount (\$)			
T-Shirts	60.00	5.00	300.00			
Long Sleeve T-Shirts	60.00	8.65	519.00			
Dri-Fit Polos	25.00	10.85	271.25			
Warm-up jackets/zip up hoodies	30.00	21.50	645.00			

ANNUAL BUDGET ESTIMATE - ALL

Amended - 2025-2026

Park District of Oak Park

FY 2024

Account			2024	2025		
			Estimate (\$)	Requested (\$)	Recommended (\$)	Approved (\$)
25-24-53-00314			150.00	375.00	375.00	375.00
SUPPLIES- MEDICAL						
Detail Description	Quantity	Unit Amount (\$)	Amount (\$)			
Athletic Tape	1.00	75.00	75.00			
Reusable Ice Packs	4.00	75.00	300.00			
25-24-53-00315			3,500.00	4,250.00	4,250.00	4,250.00
SUPPLIES- PRO SHOP						
Detail Description	Quantity	Unit Amount (\$)	Amount (\$)			
Pro Shop Merchandise	1.00	3,000.00	3,000.00			
Pro Shop Returns	1.00	250.00	250.00			
Pro Shop additions T-shirts, shorts, boys wear	1.00	1,000.00	1,000.00			
25-24-53-00425			11,000.00	14,000.00	14,000.00	14,000.00
GYMNASTICS EQUIPMENT						
Detail Description	Quantity	Unit Amount (\$)	Amount (\$)			
Misc. Equipment focus on Ninja expansion	1.00	3,000.00	3,000.00			
Pit Foam	1.00	2,000.00	2,000.00			
Base, resi & skill cushion mats replacement	1.00	5,000.00	5,000.00			
P-Bar blocks, floor bars, wedge mat replacement	1.00	4,000.00	4,000.00			
25-24-53-11250			2,269.46	3,048.00	3,048.00	3,048.00
PRESCHOOL GYMNASTICS CLASSES						
Detail Description	Quantity	Unit Amount (\$)	Amount (\$)			
Beach Week Theme Supplies	1.00	300.00	300.00			
Misc. Supplies	1.00	300.00	300.00			
Gym Star Ribbon Roll (450 Ribbons)	1.00	80.00	80.00			
Summer Participant Ribbon Roll	2.00	80.00	160.00			
Fall Winter Spring Participant Medals	1,200.00	1.84	2,208.00			

ANNUAL BUDGET ESTIMATE - ALL

Amended - 2025-2026

Park District of Oak Park

FY 2024

Account			2024	2025		
			Estimate (\$)	Requested (\$)	Recommended (\$)	Approved (\$)
25-24-53-11260			2,056.47	2,848.00	2,848.00	2,848.00
RECREATIONAL GYMNASTICS CLASS						
Detail Description	Quantity	Unit Amount (\$)	Amount (\$)			
Misc. Equipment	1.00	400.00	400.00			
Gym Star Ribbon Roll (450 Ribbons)	1.00	80.00	80.00			
Summer Participant Ribbon Roll	2.00	80.00	160.00			
Fall Winter Spring Participant Medals	1,200.00	1.84	2,208.00			
25-24-53-11270			1,840.00	5,787.50	5,787.50	5,787.50
TEAM GYMNASTICS						
Detail Description	Quantity	Unit Amount (\$)	Amount (\$)			
Misc. Supplies	1.00	500.00	500.00			
Team Events M & S end of season awards	1.00	600.00	600.00			
Team Competition Bags	20.00	25.00	500.00			
Annual Team T-Shirts (Girls, Boys)	75.00	6.50	487.50			
Team Training Materials	1.00	200.00	200.00			
Team Uniforms	1.00	3,500.00	3,500.00			
25-24-53-11280			1,500.00	2,522.50	2,522.50	2,522.50
GYMNASTICS CAMPS						
Detail Description	Quantity	Unit Amount (\$)	Amount (\$)			
Camp Misc. Supplies	1.00	1,000.00	1,000.00			
Camp T-Shirts Kids and Staff	350.00	4.35	1,522.50			
25-24-53-11360			1,500.00	3,000.00	3,000.00	3,000.00
GYMNASTICS CENTER PROGRAMS						
Detail Description	Quantity	Unit Amount (\$)	Amount (\$)			
Misc. Supplies:Ninja, sleepover/under, spec. pro.	1.00	3,000.00	3,000.00			

ANNUAL BUDGET ESTIMATE - ALL

Amended - 2025-2026

Account			2024			2025	
			Estimate (\$)	Requested (\$)	Recommended (\$)	Approved (\$)	
25-24-56-00050			40,000.00	40,000.00	40,000.00	40,000.00	
BOOSTER CLUB EXPENSE							
Detail Description	Quantity	Unit Amount (\$)	Amount (\$)				
Booster Club Expense	1.00	40,000.00	40,000.00				
25-24-56-00600			600.00	600.00	600.00	600.00	
EMPLOYEE RECOGNITION							
Detail Description	Quantity	Unit Amount (\$)	Amount (\$)				
Recognition Misc.	1.00	600.00	600.00				
25-24-56-00605			4,500.00	4,000.00	4,000.00	4,000.00	
CONFERENCE AND TRAINING							
Detail Description	Quantity	Unit Amount (\$)	Amount (\$)				
Gymnastics Manager Training	1.00	1,500.00	1,500.00				
FT Coach Training	3.00	500.00	1,500.00				
Gymnastics Supervisor Training	1.00	1,000.00	1,000.00				
25-24-56-00610			1,500.00	2,151.00	2,151.00	2,151.00	
DUES AND SUBSCRIPTIONS							
Detail Description	Quantity	Unit Amount (\$)	Amount (\$)				
USAG Pro Membership Team Staff	2.00	99.00	198.00				
USAG Pro Membership M/W	5.00	99.00	495.00				
USECA Membership/Video Club	0.00	0.00	0.00				
Part Time USAG Instructor Membership	15.00	17.00	255.00				
All Coaches Req. Bi-Ann Bkgrd Check w/ USAG	15.00	30.00	450.00				
IPRA Membership	2.00	264.00	528.00				
USAG Club Membership	1.00	225.00	225.00				

ANNUAL BUDGET ESTIMATE - ALL

Amended - 2025-2026

Park District of Oak Park

FY 2024

Account			2024	2025		
			Estimate (\$)	Requested (\$)	Recommended (\$)	Approved (\$)
25-24-56-00615			100.00	200.00	200.00	200.00
EMPLOYEE TRAVEL REIMBURSEMENT						
Detail Description	Quantity	Unit Amount (\$)	Amount (\$)			
Staff Mileage	1.00	200.00	200.00			
25-24-56-00675			210.00	396.00	396.00	396.00
SALES TAX						
Detail Description	Quantity	Unit Amount (\$)	Amount (\$)			
Pro Shop Sales	12.00	33.00	396.00			
25-24-56-30150						
GYM FUND RAISING IMPROVEMENTS						
25-24-63-00500			84,800.00	64,480.00	64,480.00	64,480.00
EMPLOYEE HEALTH INSURANCE TRANSFER						
Total Revenue			\$1,059,435.40	\$1,257,638.90	\$1,263,329.06	\$1,263,329.06
Total Expenditure			\$676,406.58	\$728,985.25	\$728,815.22	\$728,815.22
Net			\$383,028.82	\$528,653.65	\$534,513.84	\$534,513.84
Report Total Revenue			\$1,059,435.40	\$1,257,638.90	\$1,263,329.06	\$1,263,329.06
Report Total Expenditure			\$676,406.58	\$728,985.25	\$728,815.22	\$728,815.22
Report Total Net			\$383,028.82	\$528,653.65	\$534,513.84	\$534,513.84


CRC

Statement of Service

The CRC, or the Community Recreation Center, provides a welcome and open space for all Oak Park residents to enjoy.

Description

The Oak Park CRC offers a free walking track, E-sports, after school programming, and many other activities. From inclusive locker rooms to the building’s net-zero footprint, the CRC was built with the community and its collective wellbeing in mind, giving everyone in the community a space to move, learn, connect and thrive.



Fund > Department Chart: The above chart indicates the fund and each of the departments it supports.



CRC

2024 RESULTS

Accomplished:

- ✓ Increased December 2023 CRC paid memberships to a minimum of 3,500 adult memberships and a minimum of 500 under 18 memberships.
- ✓ Served 840 youth with after school program at the CRC.

In Progress:

- To implement an art therapy program to serve at least 50 youth by December 31, 2024.
 - This goal was a specific focus for previous supervisor. It has not been completed due to staff turnover.
- To offer a minimum of four fit challenges for the members at the CRC with a minimum of 100 participants by December 31, 2024.
 - We have had 61 participants thus far through three challenges with one challenge remaining.

2025 GOALS

Community & Customer Focused

1. To secure local wellness partners and host monthly wellness screenings/seminars at the CRC that will total a minimum of 120 participants by December 31, 2025.
Performance Measure: Number of households served
2. To retain a minimum of 50% of December 2024 CRC paid monthly members through December 2025.
Performance Measure: CRC Membership
3. Maintain an average of 75 daily afterschool participants for the 2024-25 CRC afterschool program between January 1 and December 31, 2025 on days when the afterschool program is running.
Performance Measure: Teen participation

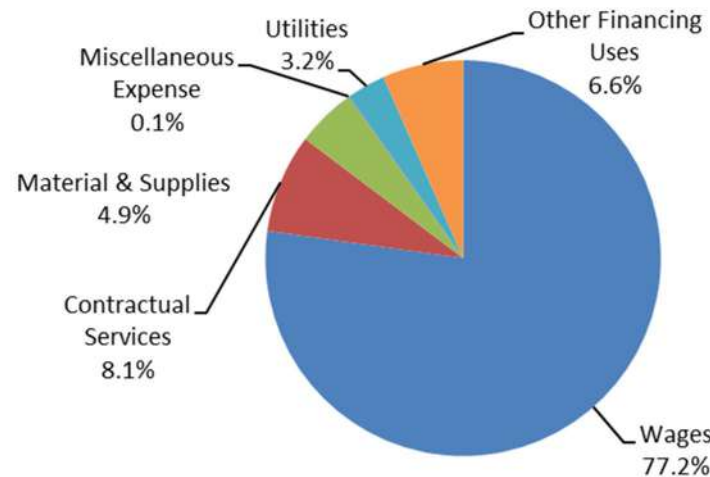
CRC

Historical Data



* Please note that, prior to 2025, the CRC budget was accounted for in the Recreation fund.

2025 Expense Distribution





CRC

Budget Detail

	2021	2022	2023	2024 Estimate	2025 Budget
Fees and Charges	\$0	\$0	\$0	\$0	\$1,507,225
Rentals	\$0	\$0	\$0	\$0	\$0
Sponsorships & Donations	\$0	\$0	\$0	\$0	\$100,000
Program Revenue	\$0	\$0	\$0	\$0	\$1,800
Total Revenue	\$0	\$0	\$0	\$0	\$1,609,025
Wages	\$0	\$0	\$0	\$0	\$823,409
Contractual	\$0	\$0	\$0	\$0	\$86,260
Materials and Supplies	\$0	\$0	\$0	\$0	\$52,290
Miscellaneous Expense	\$0	\$0	\$0	\$0	\$600
Utilities	\$0	\$0	\$0	\$0	\$33,700
Other financing uses	\$0	\$0	\$0	\$0	\$70,403
Total Expenses	\$0	\$0	\$0	\$0	\$1,066,662
Net	\$0	\$0	\$0	\$0	\$542,363

*Other Financing Uses: Employee Health Insurance Transfer

ANNUAL BUDGET ESTIMATE - ALL

Amended - 2025-2026

Park District of Oak Park

FY 2024

Account	2024		2025			
	Estimate (\$)	Requested (\$)	Recommended (\$)	Approved (\$)		
Fund: 25 Special Facilities						
Revenue						
25-28-42-13428		1,507,225.00	1,507,225.00	1,507,225.00		
CRC PASSES/MEMBERSHIPS						
Detail Description	Factor	Fee (\$)	Session	Classes	Enrollment	Amount (\$)
CRC Membership Monthly (Res)	1.00	25.00	12	1	4,400	1,320,000.00
CRC Membership Monthly (Non)	1.00	50.00	12	1	210	126,000.00
Youth Jr. Gym Monthly Membership (Res)	1.00	5.00	12	1	325	19,500.00
Unlimited Monthly Playzone (Res)	1.00	15.00	12	1	125	22,500.00
Daily Playzone (Res)	1.00	5.00	1	1	275	1,375.00
Daily Playzone (Non)	1.00	10.00	1	1	15	150.00
CRC Daily Pass (Res)	1.00	15.00	1	1	2,320	34,800.00
CRC Annual (Res)	1.00	300.00	1	1	175	52,500.00
CRC teen \$5 membership Discount	-1.00	5.00	12	1	1,160	-69,600.00
<hr/>						
25-28-44-13428						
CRC RENTALS						
<hr/>						
25-28-46-14600						100,000.00
CRC GRANTS & DONATIONS						
Detail Description	Quantity	Unit Amount (\$)	Amount (\$)			
Grant	1.00	100,000.00	100,000.00			
<hr/>						
25-28-49-13450						1,800.00
CRC PROGRAMS						
Detail Description	Factor	Fee (\$)	Session	Classes	Enrollment	Amount (\$)
In Depth Fit Equip Class	1.00	50.00	6	3	2	1,800.00
<hr/>						
Expenditure						

Account	2024	2025		Approved (\$)
	Estimate (\$)	Requested (\$)	Recommended (\$)	
25-28-51-00111 FULL TIME WAGES		132,943.00	132,943.00	132,943.00

ANNUAL BUDGET ESTIMATE - ALL

Amended - 2025-2026

Park District of Oak Park

FY 2024

Account	2024	2025		Approved (\$)
	Estimate (\$)	Requested (\$)	Recommended (\$)	
25-28-51-13428 CRC WAGES - PART TIME		602,162.66	690,001.30	690,001.30

ANNUAL BUDGET ESTIMATE - ALL

Amended - 2025-2026

Park District of Oak Park

FY 2024

Account					2025			
					Estimate (\$)	Requested (\$)	Recommended (\$)	Approved (\$)
Detail Description	Hourly Rate	Hours Per Day	Days Per Week	Number of Weeks	Employees	Amount (\$)		
E-Sports Assistants (Jan-Sep)	15.50	4.00	5.00	25.00	2	15,500.00		
Supervisor on Duty (non IMRF) (Jan-Sep)	17.75	4.25	4.50	40.00	3	40,736.25		
Supervisor on Duty (IMRF) (Jan-Sep)	17.75	4.00	7.00	40.00	2	39,760.00		
CRC Custodian	16.00	5.00	7.00	40.00	2	44,800.00		
CRC Custodian IMRF	16.50	5.00	5.00	52.00	2	42,900.00		
Fitness Desk Attendant M-F (Jan-Sep)	15.75	17.50	5.00	40.00	1	55,125.00		
Fitness Desk Attendant Weekend (Jan-Sep)	15.75	13.25	2.00	40.00	1	16,695.00		
Building Attendant special Saturday events	15.75	5.50	1.00	40.00	2	6,930.00		
Gym Assistants M-Su (Jan-Sep)	15.75	9.00	7.00	40.00	1	39,690.00		
Playzone Attendant M-F (Jan-Sep)	15.75	9.00	5.00	40.00	3	85,050.00		
Playzone Assistants Sa (Jan-Sep)	15.75	4.50	1.00	40.00	3	8,505.00		
E Sports Assistants (Oct-Dec)	16.00	4.00	5.00	25.00	2	16,000.00		
Training/Meetings (Jan-Sep)	15.75	2.00	1.00	4.00	24	3,024.00		
Building Attendant M-F (Jan-Sep)	15.75	13.00	5.00	40.00	1	40,950.00		
Building Attendant Weekend (Jan-Sep)	15.75	13.25	2.00	40.00	1	16,695.00		
Fitness Floor Attendant M-F (Jan-Sep)	15.75	4.00	5.00	40.00	1	12,600.00		
Fitness Floor Attendant Weekend (Jan-Sep)	15.75	4.00	2.00	40.00	1	5,040.00		
Playzone Attendant M-F (Oct-Dec)	16.25	9.00	5.00	12.00	3	26,325.00		
Playzone Attendant Sa (Oct-Dec)	16.25	4.50	1.00	12.00	3	2,632.50		
Supervisor on Dity IMRF (Oct-Dec)	18.25	4.00	7.00	12.00	2	12,264.00		
Supervisor on Duty Non IMRF	18.25	4.25	4.50	12.00	3	12,565.13		
CRC Afterschool Counselors (Oct-Dec)	15.50	4.00	5.00	11.00	4	13,640.00		
CRC Afterschool Coor (Oct-Dec)	18.00	4.00	5.00	11.00	1	3,960.00		
Building Attendant Weekend (Oct-Dec)	16.25	13.25	2.00	12.00	1	5,167.50		
Fitness Floor Attendant M-F (Oct-Dec)	16.25	7.00	2.00	12.00	1	2,730.00		
Fitness Floor Attendant Weekend (Oct-Dec)	16.25	4.00	2.00	12.00	1	1,560.00		
Fitness Desk Asst. (Oct-Dec)	16.25	17.50	5.00	12.00	1	17,062.50		
Fitness Desk Weekend (Oct-Dec)	16.25	13.25	2.00	12.00	1	5,167.50		
Gym Assistant M-Su (Oct-Dec)	16.25	9.00	7.00	12.00	1	12,285.00		
Afterschool staff (Jan-Sep)	15.00	4.00	5.00	26.00	4	31,200.00		
Afterschool coor. (Jan-Sep)	17.50	4.00	5.00	26.00	1	9,100.00		
Part-time Employee Paid Time Off	0.00	0.00	0.00	0.00	0	15,784.92		
Gym Assistants M-Su (Summer months)	15.50	11.00	7.00	12.00	1	14,322.00		
Trainings/Meetings (Oct-Dec)	16.25	2.00	1.00	2.00	24	1,560.00		

ANNUAL BUDGET ESTIMATE - ALL

Amended - 2025-2026

Park District of Oak Park

FY 2024

Account			2024	2025		
			Estimate (\$)	Requested (\$)	Recommended (\$)	Approved (\$)
Building Attendant M-F (Oct-Dec)	16.25	13.00	5.00	12.00	1	12,675.00
25-28-51-13450				464.42		464.42
CRC PROGRAM WAGES - PART TIME						464.42
Detail Description	Hourly Rate	Hours Per Day	Days Per Week	Number of Weeks	Employees	Amount (\$)
Part-time Employee Paid Time Off	0.00	0.00	0.00	0.00	0	12.17
Instructor before Oct. 1	25.00	1.00	1.00	15.00	1	375.00
Instructor after Oct. 1	25.75	1.00	1.00	3.00	1	77.25
25-28-52-00260					15,000.00	38,145.00
CRC PROPERTY REPAIR						38,145.00
Detail Description	Quantity	Unit Amount (\$)	Amount (\$)			
Misc. property repair	1.00	15,000.00	15,000.00			
CRC Extinguisher Service	1.00	250.00	250.00			
CRC Exterminator	4.00	235.00	940.00			
CRC Annual Inspections	5.00	75.00	375.00			
CRC Alarm Monitoring	12.00	215.00	2,580.00			
CRC HVAC Service	8.00	750.00	6,000.00			
CRC Elevator Service Agreement	12.00	750.00	9,000.00			
CRC Fire Sprinkler and Alarm	2.00	2,000.00	4,000.00			
25-28-52-00275				2,700.00		2,700.00
CUSTODIAL SERVICES						2,700.00
Detail Description	Quantity	Unit Amount (\$)	Amount (\$)			
CRC Window washing	3.00	900.00	2,700.00			
25-28-52-00280				4,200.00		4,200.00
SCAVENGER SERVICE						4,200.00
Detail Description	Quantity	Unit Amount (\$)	Amount (\$)			
CRC Trash/Recycling	8.00	525.00	4,200.00			

ANNUAL BUDGET ESTIMATE - ALL

Amended - 2025-2026

Park District of Oak Park

FY 2024

Account			2024	2025		
			Estimate (\$)	Requested (\$)	Recommended (\$)	Approved (\$)
25-28-52-00650						
BANK SERVICE CHARGE						
25-28-52-13428				41,215.00	41,215.00	41,215.00
CRC CONTRACTUAL						
Detail Description	Quantity	Unit Amount (\$)	Amount (\$)			
Tutoring	9.00	1,335.00	12,015.00			
Contractual classes	9.00	1,000.00	9,000.00			
Equipment preventative maintenance contractor	2.00	2,000.00	4,000.00			
Potential repair service contractor	2.00	4,500.00	9,000.00			
Committee	72.00	100.00	7,200.00			
25-28-53-00301						
UNIFORMS						
25-28-53-00311				22,200.00	22,200.00	22,200.00
SUPPLIES - CLEANING & HOUSEHOLD						
Detail Description	Quantity	Unit Amount (\$)	Amount (\$)			
Cleaning supplies	10.00	1,500.00	15,000.00			
Paper goods	4.00	1,800.00	7,200.00			
25-28-53-00313				10,000.00	10,000.00	10,000.00
SUPPLIES - BUILDING MATERIALS						
Detail Description	Quantity	Unit Amount (\$)	Amount (\$)			
CRC Misc. Building Supplies	8.00	500.00	4,000.00			
CRC HVAC Air filters/parts	8.00	750.00	6,000.00			
25-28-53-00320						
CRC MISCELLANEOUS SUPPLIES						

ANNUAL BUDGET ESTIMATE - ALL

Amended - 2025-2026

Park District of Oak Park

FY 2024

Account			2024	2025		
			Estimate (\$)	Requested (\$)	Recommended (\$)	Approved (\$)
25-28-53-00410				1,250.00	1,250.00	1,250.00
EQUIPMENT						
Detail Description	Quantity	Unit Amount (\$)	Amount (\$)			
CRC Cleaning equipment	5.00	250.00	1,250.00			
25-28-53-13428				21,340.00	18,840.00	18,840.00
CRC MATERIALS & SUPPLIES						
Detail Description	Quantity	Unit Amount (\$)	Amount (\$)			
Reupholstery	1.00	1,000.00	1,000.00			
Gymnasium sports equipment replacement/additions	2.00	1,500.00	3,000.00			
After school apparel	10.00	30.00	300.00			
After school misc. supplies	9.00	100.00	900.00			
Walkie talkie replacement	2.00	150.00	300.00			
Staff apparel	28.00	80.00	2,240.00			
Teen program supplies	5.00	500.00	2,500.00			
Playzone supplies	12.00	50.00	600.00			
E-sports supplies	5.00	200.00	1,000.00			
Signage	1.00	2,000.00	2,000.00			
Gym equipment additions/replacements	1.00	5,000.00	5,000.00			
25-28-53-13450						
CRC PROGRAMS						
25-28-56-00600					600.00	600.00
CRC EMPLOYEE RECOGNITION						
25-28-58-00800				10,600.00	10,600.00	10,600.00
CRC ELECTRICITY						
25-28-58-00810						
CRC NATURAL GAS						

ANNUAL BUDGET ESTIMATE - ALL

Amended - 2025-2026

Park District of Oak Park

FY 2024

Account	2024	2025		
	Estimate (\$)	Requested (\$)	Recommended (\$)	Approved (\$)
25-28-58-00820 CRC TELECOMMUNICATIONS		12,600.00	12,600.00	12,600.00
25-28-58-00830 CRC WATER		10,500.00	10,500.00	10,500.00
25-28-63-00500 EMPLOYEE HEALTH INSURANCE TRANSFER		70,403.00	70,403.00	70,403.00
Total Revenue		\$1,609,025.00	\$1,609,025.00	\$1,609,025.00
Total Expenditure		\$957,578.08	\$1,066,661.72	\$1,066,661.72
Net		\$651,446.92	\$542,363.28	\$542,363.28
Report Total Revenue		\$1,609,025.00	\$1,609,025.00	\$1,609,025.00
Report Total Expenditure		\$957,578.08	\$1,066,661.72	\$1,066,661.72
Report Total Net		\$651,446.92	\$542,363.28	\$542,363.28

Special Facilities Maintenance


Statement of Service

The Special Facilities Maintenance department is dedicated to promoting quality experiences to Oak Park by maintaining facilities to standards and codes to safeguard public health.

Description

The Special Facilities Maintenance (formally Revenue Facilities Maintenance) department was established in 2016 to better reflect the fund as a special revenue fund and mirror operations of the Recreation department. This department handles all facility upkeep and utility costs for the Special Facilities Fund that cannot be directly tied to a program.

Beginning with the 2019 budget, the Dog Parks budget area has been consolidated under Special Facilities Maintenance. The Dog Park programs located at Ridgeland Common and Maple Park are very popular resources enjoyed by approximately 580 dog owners and their canine companions. The dog parks provide socialization opportunities for dog owners and their canine friends.



Fund > Department Chart: The above chart indicates the fund and each of the departments it supports.

Special Facilities Maintenance

2024 RESULTS

Accomplished:

- ✓ Installed new recycling receptacles with bilingual signage at Rehm Pool and Ridgeland Common Recreation Center.
- ✓ Hired 3-4 part-time custodial positions to improve facility cleanliness.
- ✓ Installed high quality, stainless steel valve and deck shut off capability at Ridgeland Common Recreation Center to improve flood control.

In Progress:

- Replace Rehm wading pool pump and motor, competitively pricing and installing by March 31, 2024.
 - This item has been partially completed, pump and motor were not available prior to the beginning of the season but have been purchased for installation in the new pump room for the 2025 pool season.
- Install operational valve to provide remote access to compressor and chemical controllers providing live data and alarm pushing capabilities by March 1, 2024.
 - RCRC chemical controllers with remote access have been installed. The call-out feature on the rink compressors is still in progress and is expected to be completed by December 31, 2024.



Paint robot equipment



Special Facilities Maintenance

2025 GOALS

Organizational Excellence

1. Remodel Rehm cashier booths by May 1, 2025, opening them up and providing better site lines to patrons, improving staff ability to inspect coolers and enforce bathing suit, swim diaper and rubber pant rules.
Performance Measure: Number of accidents/incidents [Click or tap here to enter text.](#)
2. Purchase Wave 140 vacuum for new Rehm activity pool for ease of maintenance by May 1, 2025.
Performance Measure: Facility report card scores

Staff Excellence

1. Hire and train 2 seasonal Lead Maintenance staff for pool operations by May 1, 2025 to support full-time maintenance staff ensuring consistent staff coverage for pool operations 7 days a week.
Performance Measure: Facility report card scores

Quality Infrastructure Management

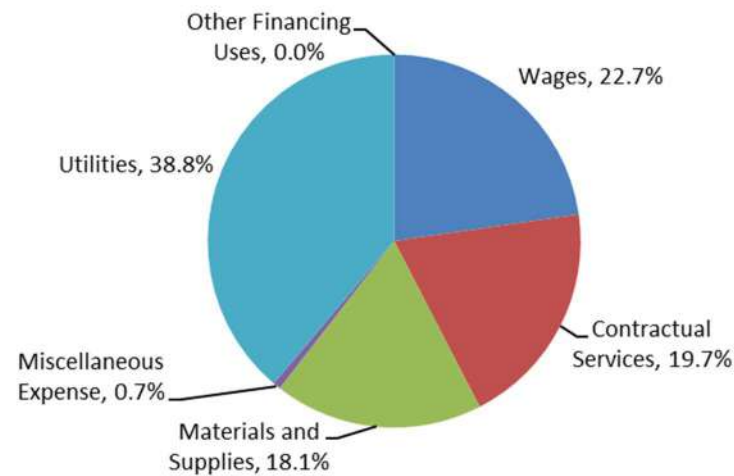
1. Install a new play feature pump and motor at Rehm Pool, replacing the current 27 year old pump and motor by April 15, 2025.
Performance Measure: Facility report card scores
2. Install matching decorative fence at Rehm Pool to fully enclose play area with one self- closing/self-latching gate by May 1, 2025.
Performance Measure: Number of accidents/incidents
3. Add caulking to the southwest corner of the GRC by June 30, 2025.
Performance Measure: Facility report card scores
4. Add electric capacity at GRC and RCRC for future electrical equipment by July 31, 2025.
Performance Measure: Facility report card scores

Special Facilities Maintenance

Historical Data



2025 Expense Distribution



Special Facilities Maintenance
Budget Detail

	2021	2022	2023	2024 Estimate	2025 Budget
Fees and Charges	\$3,873	\$3,753	\$2,855	\$3,000	\$3,200
Miscellaneous Revenue	\$31	\$15,841	\$2,203	\$2,203	\$125
Total Revenue	\$3,903	\$19,594	\$5,058	\$5,203	\$3,325
Wages	\$290,339	\$359,019	\$375,206	\$397,000	\$241,292
Contractual Services	\$92,075	\$131,938	\$169,293	\$233,951	\$209,358
Materials and Supplies	\$102,663	\$125,324	\$128,147	\$155,804	\$192,330
Miscellaneous Expense	\$0	\$379	\$3,560	\$4,874	\$6,984
Utilities	\$313,063	\$387,372	\$341,554	\$409,713	\$412,300
Other Financing Uses*	\$0	\$64,005	\$24,846	\$60,259	\$0
Total Expenses	\$798,140	\$1,068,038	\$1,042,605	\$1,261,601	\$1,062,264
Net	(\$794,236)	(\$1,048,443)	(\$1,037,547)	(\$1,256,398)	(\$1,058,939)

*Other Financing Uses: Employee Health Insurance Transfer

ANNUAL BUDGET ESTIMATE - ALL

Amended - 2025-2026

Park District of Oak Park

FY 2024

Account			2024	2025		
			Estimate (\$)	Requested (\$)	Recommended (\$)	Approved (\$)
Fund: 25 Special Facilities						
Revenue						
25-50-42-14295			3,000.00	3,200.00	3,200.00	3,200.00
DOG PARK FEES						
Detail Description	Quantity	Unit Amount (\$)	Amount (\$)			
Proximity Card Deposits	140.00	10.00	1,400.00			
Replacement Cards	25.00	10.00	300.00			
Non-Resident Passes	75.00	20.00	1,500.00			
25-50-45-14505			2,203.40	125.00	125.00	125.00
MISCELLANEOUS REVENUE						
Detail Description	Quantity	Unit Amount (\$)	Amount (\$)			
Scrap metal	1.00	125.00	125.00			
Expenditure						
25-50-51-00111			182,000.00			
WAGES - FULL TIME						

ANNUAL BUDGET ESTIMATE - ALL

Amended - 2025-2026

Park District of Oak Park

FY 2024

Account	2024		2025			
	Estimate (\$)	Requested (\$)	Recommended (\$)	Approved (\$)		
25-50-51-00122	215,000.00	238,297.16	241,292.21	241,292.21		
WAGES - PART TIME						
Detail Description	Hourly Rate	Hours Per Day	Days Per Week	Number of Weeks	Employees	Amount (\$)
Building Supervisor 1/Custodian (Win/Spr/Fall)	16.00	5.00	2.00	43.00	1	6,880.00
Building Supervisor 2 opening (Sat/Sun)	18.00	7.00	2.00	51.00	1	12,852.00
Building Supervisor Morning/Midday (Summer)	18.00	4.00	5.00	9.00	2	6,480.00
Seasonal	17.00	7.00	7.00	11.00	1	9,163.00
Part-time Employee Paid Time Off	0.00	0.00	0.00	0.00	0	6,323.71
Building Supervisor (GRC)	16.00	5.00	7.00	52.00	1	29,120.00
Aquatic Attendant (Rehm) Aft/Eve Pool PT Hours	15.50	5.00	7.00	1.00	1	542.50
Aquatic Attendant (Rehm) Morning Pool Hours PT	15.50	5.00	7.00	1.00	1	542.50
IMRF Custodian	17.86	5.75	5.00	52.00	1	26,700.70
IMRF Custodian Morning/Afternoon	17.24	5.75	5.00	52.00	1	25,773.80
Aquatic Attendant (Rehm) Evening Pool FT Hours	15.50	5.00	7.00	9.50	1	5,153.75
Aquatic Attendant (Rehm) Midday Pool FT Hours	15.50	5.00	7.00	9.50	1	5,153.75
Pool Set Up	15.50	5.00	5.00	2.00	2	1,550.00
Aquatic Attendant (Rehm) Pool PT Hours	15.50	5.00	7.00	2.00	1	1,085.00
Aquatic Attendant (Rehm) Evening Pool PT Hours	15.50	5.00	7.00	2.00	1	1,085.00
Aquatic Attendant (RCRC) Evening Pool FT Hours	15.50	5.00	7.00	9.50	2	10,307.50
Custodian RCRC Ops	15.60	4.00	5.00	52.00	1	16,224.00
Building Supervisor 2 (Win/Spr/Fall)	18.00	6.00	7.00	43.00	1	32,508.00
Building Supervisor 2 (Summer)	18.00	5.00	7.00	9.00	1	5,670.00
Building Supervisor 1 (Win/Spr/Fall) Afternoon	16.00	5.00	7.00	43.00	1	24,080.00
Building Supervisor 1/Custodian(Summer)	16.00	6.00	2.00	9.00	1	1,728.00
Aquatic Attendant (Rehm) Morning Pool FT Hours	15.50	6.00	7.00	9.50	2	12,369.00

ANNUAL BUDGET ESTIMATE - ALL

Amended - 2025-2026

Park District of Oak Park

FY 2024

Account	2024		2025	
	Estimate (\$)	Requested (\$)	Recommended (\$)	Approved (\$)
25-50-52-00261	70,000.00	59,350.00	59,350.00	59,350.00
PROPERTY REPAIR - POOL				
Detail Description	Quantity	Unit Amount (\$)	Amount (\$)	
BAS/Chiller Service Contract	0.50	14,000.00	7,000.00	
Unexpected Repairs	1.00	12,000.00	12,000.00	
Pool Furnaces and Boiler Service and Repairs	1.00	6,500.00	6,500.00	
Service Neptune Benson Filters	1.00	1,000.00	1,000.00	
Leak Repair	1.00	8,000.00	8,000.00	
Replace Variable Frequency RCRC Wading Pool	1.00	900.00	900.00	
Repair Lighting Ground System	0.50	2,500.00	1,250.00	
Landscaping	0.00	0.00	0.00	
Window Washing	0.50	1,000.00	500.00	
Roof Maintenance	0.50	1,500.00	750.00	
Replace 3-6 in. Valves with Control Rod to Grade	5.00	800.00	4,000.00	
HVAC Service	0.50	7,500.00	3,750.00	
Efficient Boiler Contract (5)	0.40	5,500.00	2,200.00	
Service Accutab Chlorine Feeders	1.00	1,000.00	1,000.00	
Repair Rubber Play Surface Rehm	1.00	2,000.00	2,000.00	
Service Pumps and Motors	4.00	500.00	2,000.00	
Burnish Terrazzo Floor	0.50	1,000.00	500.00	
Seal Coat/Crack Seal/Stripe RCRC Lot	0.50	8,000.00	4,000.00	
Repair Chlorine Room Exhaust	1.00	2,000.00	2,000.00	

ANNUAL BUDGET ESTIMATE - ALL

Amended - 2025-2026

Park District of Oak Park

FY 2024

Account			2024	2025		
			Estimate (\$)	Requested (\$)	Recommended (\$)	Approved (\$)
25-50-52-00262			88,000.00	71,250.00	72,500.00	72,500.00
PROPERTY REPAIR - RINK						
Detail Description	Quantity	Unit Amount (\$)	Amount (\$)			
Seal Coat/Crack Seal/Stripe RCRC Lot	0.50	8,000.00	4,000.00			
Repair Lighting Ground System RCRC	0.50	2,500.00	1,250.00			
Roof Maintenance	0.50	1,500.00	750.00			
Dasher Board Tune Up	1.00	5,000.00	5,000.00			
Window Washing	0.50	1,400.00	700.00			
Burnish Terrazzo Floor	0.50	1,000.00	500.00			
Condenser Chem Treatment	1.00	900.00	900.00			
Refrigeration Service Contract	1.00	12,400.00	12,400.00			
Evaporative Condenser Service Contract	1.00	3,500.00	3,500.00			
5 Year Replace Amonia Sys. Safety Valves (17)	1.00	11,200.00	11,200.00			
HVAC Repairs	0.50	7,500.00	3,750.00			
Unexpected/Unforseen Repairs	1.00	10,000.00	10,000.00			
BAS/ Chiller Service Contract	0.50	14,000.00	7,000.00			
Efficient Boiler Service Contract	0.50	5,500.00	2,750.00			
Top end Inspection - Compressor	1.00	8,800.00	8,800.00			
25-50-52-00263			27,000.00	34,900.00	34,900.00	34,900.00
PROPERTY REPAIR - GRC						
Detail Description	Quantity	Unit Amount (\$)	Amount (\$)			
HVAC Equipment /Boiler Service - Contract	1.00	7,200.00	7,200.00			
Fire Alarm/Burglar System Repair	1.00	1,000.00	1,000.00			
Miscellaneous Repairs	1.00	6,500.00	6,500.00			
Roof Repairs	1.00	1,600.00	1,600.00			
Elevator Repair	1.00	1,000.00	1,000.00			
Seal/Crack Seal/Stripe Lot	1.00	7,000.00	7,000.00			
Replace Expansion Joints - Precast Walls (4)	1.00	3,500.00	3,500.00			
Replace Sign Lighting with LED's	1.00	6,500.00	6,500.00			
Lighting Controls	1.00	600.00	600.00			

ANNUAL BUDGET ESTIMATE - ALL

Amended - 2025-2026

Park District of Oak Park

FY 2024

Account			2024			2025		
			Estimate (\$)			Requested (\$)	Recommended (\$)	Approved (\$)
25-50-52-00266			1,000.00			1,200.00	1,200.00	1,200.00
FLEET SERVICE - POOL								
Detail Description	Quantity	Unit Amount (\$)	Amount (\$)					
Pick Up Trucks (2)	1.00	800.00	800.00					
Scissors Lift Maintenance	0.50	500.00	400.00					
25-50-52-00267			7,500.00			7,720.00	7,720.00	7,720.00
FLEET SERVICE - RINK								
Detail Description	Quantity	Unit Amount (\$)	Amount (\$)					
Zamboni 520	1.00	1,800.00	1,800.00					
Zamboni 552 Electric	1.00	1,200.00	1,200.00					
Pickup Trucks (2)	1.00	800.00	800.00					
Scissors Lift	0.50	500.00	250.00					
Blade Sharpening	68.00	35.00	2,380.00					
Battery Charger	1.00	250.00	250.00					
Zamboni Blades	4.00	260.00	1,040.00					
25-50-52-00296			5,500.00			6,490.00	6,490.00	6,490.00
CONTRACTUAL SERVICES- OTHER - GRC								
Detail Description	Quantity	Unit Amount (\$)	Amount (\$)					
Miscellaneous	1.00	200.00	200.00					
Annual Elevator Inspection	1.00	650.00	650.00					
Exterminator	2.00	300.00	600.00					
Elevator Service	1.00	875.00	875.00					
Elevator Inspection - VOP	1.00	80.00	80.00					
Backflow Inspection/Certification	4.00	225.00	900.00					
Annual Fire Alarm Inspection	1.00	450.00	450.00					
Annual Fire Suppression Inspection	1.00	500.00	525.00					
Fire Marshall Inspection	1.00	90.00	90.00					
Fire Marshall Certification	2.00	35.00	70.00					
Burglar and Fire Alarm Monitoring Quarterly	4.00	375.00	1,500.00					
Annual Roof Inspection	1.00	550.00	550.00					

ANNUAL BUDGET ESTIMATE - ALL

Amended - 2025-2026

Park District of Oak Park

FY 2024

Account	2024		2025	
	Estimate (\$)	Requested (\$)	Recommended (\$)	Approved (\$)
25-50-52-00300	6,262.00	6,932.50	6,932.50	6,932.50
CONTRACTUAL SERVICES- OTHER-POOL				
Detail Description	Quantity	Unit Amount (\$)	Amount (\$)	
Neptune Radio RCRC	5.00	75.00	375.00	
Alarm Monitoring/Maintenance	4.00	135.00	540.00	
Pressure Vessel Insp	2.00	80.00	150.00	
Pressure Vessel Cert	2.00	35.00	35.00	
Boiler Insp	3.00	90.00	225.00	
Boiler Cert	1.00	35.00	35.00	
Hot Water Heater Insp	2.00	90.00	180.00	
RPZ Certification	1.00	225.00	225.00	
CO, NO2, H2 Inspection	0.30	775.00	232.50	
Carpet Cleaning/Chairs	0.30	1,700.00	510.00	
Extermination	5.00	110.00	550.00	
Garbage/Recycle	9.00	350.00	3,150.00	
Lift OSHA Insp	0.30	500.00	150.00	
Fire Suppression System Insp	0.30	575.00	172.50	
Fire Alarm Insp	0.30	675.00	202.50	
Pandora Rehm	5.00	40.00	200.00	

ANNUAL BUDGET ESTIMATE - ALL

Amended - 2025-2026

Park District of Oak Park

FY 2024

Account			2024	2025		
			Estimate (\$)	Requested (\$)	Recommended (\$)	Approved (\$)
25-50-52-00301			7,300.00	6,975.00	6,600.00	6,600.00
CONTRACTUAL SERVICES- OTHER - RINK						
Detail Description	Quantity	Unit Amount (\$)	Amount (\$)			
Alarm System Monitor	2.00	600.00	1,200.00			
Fire Alarm System Annual Inspection	0.70	650.00	455.00			
Fire Alarm Suppression Annual Inspection	0.70	575.00	367.50			
RPZ Annual Insp	4.00	225.00	900.00			
Pressure Vessel Annual Insp	2.00	80.00	160.00			
Pressure Vessel Annual Certification	2.00	40.00	80.00			
Boiler Annual Inspection	3.00	90.00	270.00			
Boiler Annual Certification	3.00	40.00	120.00			
Hot Water Heater Annual Insp	2.00	80.00	160.00			
CO, NO2, Ammonia, H2, Se Monitor Annual Insp	0.70	775.00	542.50			
Exterminator	8.00	105.00	840.00			
Carpet/Chair Cleaning	0.70	1,400.00	980.00			
Neptune Radio-Rink	7.00	75.00	525.00			
25-50-52-00302			2,000.00	2,300.00	2,300.00	2,300.00
CUSTODIAL SERVICE - GRC						
Detail Description	Quantity	Unit Amount (\$)	Amount (\$)			
Carpet Cleaning	2.00	650.00	1,300.00			
Window Washing	1.00	1,000.00	1,000.00			
25-50-52-00411			2,300.00	2,915.00	2,915.00	2,915.00
EQUIPMENT-MAINTENANCE - POOL						
Detail Description	Quantity	Unit Amount (\$)	Amount (\$)			
Pool Vacuum Repair 2x2s	3.00	200.00	375.00			
Pool Vacuum Service Wave 140/C7	2.00	850.00	1,700.00			
Gas Vaccuum Service	3.00	50.00	150.00			
Battery Vacuum Service	2.00	70.00	140.00			
Miscellaneous Equipment Service	1.00	250.00	250.00			
Power Washers	2.00	150.00	300.00			

ANNUAL BUDGET ESTIMATE - ALL

Amended - 2025-2026

Park District of Oak Park

FY 2024

Account	2024			2025	
	Estimate (\$)	Requested (\$)	Recommended (\$)	Approved (\$)	
25-50-52-00412	1,500.00	1,950.00	1,950.00	1,950.00	
RINK EQUIPMENT-MAINTENANCE					
Detail Description	Quantity	Unit Amount (\$)	Amount (\$)		
Ice Edger-Batteries, Blades	1.00	650.00	650.00		
Snowblowers	4.00	50.00	200.00		
Floor Machines	2.00	400.00	800.00		
Miscellaneous	1.00	300.00	300.00		
25-50-52-00413	1,200.00	1,400.00	1,400.00	1,400.00	
EQUIPMENT RENTAL - GRC					
Detail Description	Quantity	Unit Amount (\$)	Amount (\$)		
Lift Rental	1.00	1,100.00	1,100.00		
Misc. Rental	1.00	300.00	300.00		
25-50-52-00416	3,300.00	2,400.00	2,400.00	2,400.00	
POOL EQUIPMENT RENTAL					
Detail Description	Quantity	Unit Amount (\$)	Amount (\$)		
Grinder	1.00	1,300.00	1,300.00		
Lift Rental	1.00	1,100.00	1,100.00		
25-50-52-00417	2,300.00	2,700.00	2,700.00	2,700.00	
RINK EQUIPMENT-RENTAL					
Detail Description	Quantity	Unit Amount (\$)	Amount (\$)		
Lift Rental	2.00	1,100.00	2,200.00		
Miscellaneous	1.00	500.00	500.00		
25-50-52-00650	8,789.10	140.00			
BANK SERVICE CHARGE					

ANNUAL BUDGET ESTIMATE - ALL

Amended - 2025-2026

Park District of Oak Park

FY 2024

Account			2024	2025		
			Estimate (\$)	Requested (\$)	Recommended (\$)	Approved (\$)
25-50-52-00843						
ALARM SERVICES - GRC						
Detail Description	Quantity	Unit Amount (\$)	Amount (\$)			
	1.00	0.00	0.00			
25-50-53-00301			2,500.00	3,275.00	3,275.00	3,275.00
UNIFORMS						
Detail Description	Quantity	Unit Amount (\$)	Amount (\$)			
Specialist 1	1.00	400.00	400.00			
Specialist 2	1.00	400.00	400.00			
Part-time staff-uniforms	1.00	375.00	375.00			
Part-time staff -cool season wear	1.00	225.00	225.00			
Part-time-cold season wear	1.00	225.00	225.00			
Personal protective equipment	1.00	300.00	300.00			
Part-time staff-warm weather wear	1.00	300.00	300.00			
GRC PT Building Sup. uniforms	1.00	300.00	300.00			
Maintenance & Operations Manager	1.00	250.00	250.00			
IMRF Custodian 1	1.00	250.00	250.00			
IMRF Custodian 2	1.00	250.00	250.00			

ANNUAL BUDGET ESTIMATE - ALL

Amended - 2025-2026

Park District of Oak Park

FY 2024

Account	2024	2025		
	Estimate (\$)	Requested (\$)	Recommended (\$)	Approved (\$)
25-50-53-00312 SUPPLIES-CLEANING & HOUSEHOLD - POO	8,750.00	8,859.00	8,859.00	8,859.00

ANNUAL BUDGET ESTIMATE - ALL

Amended - 2025-2026

Park District of Oak Park

FY 2024

Account				2024	2025		
				Estimate (\$)	Requested (\$)	Recommended (\$)	Approved (\$)
Detail Description	Quantity	Unit Amount (\$)	Amount (\$)				
Floor Scrub Brush/Pole	8.00	19.00	152.00				
Scrubbing pads	5.00	30.00	150.00				
Paper Towels	10.00	37.00	370.00				
Hand Soap (4/case)	20.00	48.00	960.00				
Soap Dispensers	10.00	13.00	130.00				
TriBase Cleaner COG	8.00	54.00	432.00				
Floor Pads	1.00	75.00	75.00				
Mop Heads	22.00	19.00	418.00				
Miscellaneous	1.00	300.00	300.00				
Urinal Screens	2.00	35.00	70.00				
Neutral Cleaner GS103 COG	8.00	54.00	432.00				
Glass Cleaner Biorenewable COG	8.00	60.00	480.00				
Tri-base COG	18.00	63.00	1,134.00				
Halt Disinfectant COG	8.00	48.00	384.00				
Threaded Poles	10.00	12.00	120.00				
Foamy Spray Applicator	4.00	60.00	288.00				
Garbage Bags 40x46 Large	10.00	38.00	380.00				
Recycle Bags 40x46 Large	6.00	38.00	228.00				
Garbage Bags 33x39 Medium	5.00	30.00	150.00				
Recycle Bags 33x39 Medium	5.00	30.00	150.00				
Garbage Bags 24x32 Small	4.00	28.00	112.00				
Recycle Bags 24x32 Small	4.00	28.00	112.00				
Garbage/Recycle Rubber Bands Medium	2.00	45.00	90.00				
Toilet Paper Single Rolls - Rehm	8.00	32.00	256.00				
Toilet Paper Double Rolls RCRC	10.00	36.00	360.00				
Zep Industrial Cleaner (5 Gallon container)	4.00	55.00	220.00				
RJ8 Cleaner (4gal/Case)	4.00	55.00	220.00				
Garbage/Recycle Container Rubber Bands Large	1.00	88.00	88.00				
Nitrile Gloves (case of 10 Boxes 100/box)	4.00	59.00	236.00				
Micro-fiber Towels	1.00	140.00	140.00				
Gym Wipes 2XL	6.00	22.00	132.00				
Toilet Bowl Brushes	30.00	3.00	90.00				

ANNUAL BUDGET ESTIMATE - ALL

Amended - 2025-2026

Park District of Oak Park

FY 2024

Account	2024		2025	
	Estimate (\$)	Requested (\$)	Recommended (\$)	Approved (\$)
25-50-53-00314	20,000.00	14,470.00	14,470.00	14,470.00
SUPPLIES- BUILDING MATERIALS - POOL				
Detail Description	Quantity	Unit Amount (\$)	Amount (\$)	
Epoxy Patch Tnemec 215	2.00	250.00	500.00	
Misc tools	1.00	800.00	800.00	
Pool Paint	40.00	82.00	3,280.00	
Building Paint	15.00	80.00	1,200.00	
Painting Equipment	1.00	600.00	600.00	
Plumbing Parts	1.00	1,200.00	1,200.00	
Garden Hoses/Nozzles	1.00	150.00	150.00	
Caulk	30.00	15.00	450.00	
Misc Equipment	1.00	2,000.00	2,000.00	
Misc Hardware and Supplies	1.00	3,000.00	3,000.00	
Concrete Patch	1.00	300.00	300.00	
Filters	0.30	3,300.00	990.00	

ANNUAL BUDGET ESTIMATE - ALL

Amended - 2025-2026

Park District of Oak Park

FY 2024

Account	2024		2025	
	Estimate (\$)	Requested (\$)	Recommended (\$)	Approved (\$)
25-50-53-00315	7,000.00	7,316.00	7,316.00	7,316.00
SUPPLIES - CLEANING&HOUSEHOLD - RIN				
Detail Description	Quantity	Unit Amount (\$)	Amount (\$)	
Hand Soap (4 gal/case)	10.00	38.00	380.00	
Mop Heads	38.00	19.00	722.00	
Hygiene Bags	3.00	25.00	75.00	
Miscellaneous Supplies	1.00	600.00	600.00	
Tribase COG	10.00	63.00	630.00	
Glass Cleaner BioRenewable COG	8.00	60.00	480.00	
Mop Bucket	1.00	70.00	70.00	
Laundry Detergent	10.00	14.00	140.00	
Neutral Disinfectant GS 103 COG	8.00	54.00	432.00	
Halt Disinfectant COG	12.00	48.00	576.00	
Micro Fiber Towels	1.00	140.00	140.00	
Mop Handle	4.00	18.00	72.00	
Floor Pads-Terrazo/Rubber	1.00	475.00	475.00	
Paper Towels	10.00	37.00	370.00	
Toilet Paper Double Rolls-RCRC	10.00	36.00	360.00	
Garbage Bags 40x46 Large	4.00	38.00	152.00	
Recycle Bags Large 40x46	2.00	38.00	76.00	
Garbage Bags 33x39 Medium	10.00	30.00	300.00	
Recycle Bags 33x39 Medium	5.00	30.00	150.00	
Garbage Bags 24x32 Small	5.00	28.00	140.00	
Recycle Bags 33x39	5.00	30.00	150.00	
Nitrile Gloves (10 boxes/case 100/box	4.00	59.00	236.00	
Zep Industrial Cleaner (5 gallon container)	4.00	55.00	220.00	
Brooms/Dust Pans	1.00	140.00	140.00	
Toilet Bowl Brushes	30.00	3.00	90.00	
Urinal Screens	4.00	35.00	140.00	

ANNUAL BUDGET ESTIMATE - ALL

Amended - 2025-2026

Park District of Oak Park

FY 2024

Account	2024		2025	
	Estimate (\$)	Requested (\$)	Recommended (\$)	Approved (\$)
25-50-53-00316	19,000.00	23,570.00	23,570.00	23,570.00
SUPPLIES - BUILDING MATERIALS - RIN				
Detail Description	Quantity	Unit Amount (\$)	Amount (\$)	
Skate Shop Bench Perma Cap	1.00	2,800.00	2,800.00	
Sparks Skate Sharpener	1.00	2,200.00	2,200.00	
Facility Paint	15.00	60.00	900.00	
Electrical Supplies	1.00	500.00	500.00	
Hardware	1.00	2,500.00	2,500.00	
Calcium Chloride/Other Ice Melt	60.00	19.00	1,140.00	
Concrete Sealant/Exposed Aggregate	10.00	51.00	510.00	
Figure Skates	30.00	98.00	2,940.00	
Hockey Skates	10.00	98.00	1,470.00	
Lighting Supplies	1.00	600.00	600.00	
Filters	0.70	3,300.00	2,310.00	
Skate Sharpening Supplies	1.00	1,200.00	1,200.00	
Miscellaneous	1.00	3,000.00	3,000.00	
Bumper Covers	5.00	300.00	1,500.00	

ANNUAL BUDGET ESTIMATE - ALL

Amended - 2025-2026

Park District of Oak Park

FY 2024

Account	2024		2025	
	Estimate (\$)	Requested (\$)	Recommended (\$)	Approved (\$)
25-50-53-00317	3,454.00	3,835.00	3,835.00	3,835.00
SUPPLIES-CLEANING & HOUSEHOLD - GRC				
Detail Description	Quantity	Unit Amount (\$)	Amount (\$)	
Pin Sol/Cs	4.00	60.00	240.00	
Toilet Bowl Cleaner	5.00	50.00	300.00	
Toilet Paper	10.00	32.00	320.00	
Mop Heads	16.00	19.00	304.00	
Brooms/Dust Pans	1.00	75.00	75.00	
Urinal Deodorizers	2.00	35.00	70.00	
C-Fold Towels	4.00	35.00	140.00	
Hand Sanitizer	10.00	20.00	200.00	
Disinfectant Wipes (6 Per Case)	8.00	66.00	528.00	
Micro Fiber Towels	1.00	140.00	140.00	
Miscellaneous	1.00	250.00	250.00	
Garbage Bags/Recycle 33x39	6.00	30.00	180.00	
Garbage Bags/Recycle 24x32	6.00	28.00	168.00	
Halt COG	5.00	48.00	240.00	
CDQ 10 COG	4.00	52.00	208.00	
NABC COG	4.00	58.00	232.00	
Glass Cleaner Biorenewabel COG	4.00	60.00	240.00	
25-50-53-00318	3,500.00	5,730.00	5,730.00	5,730.00
SUPPLIES- BUILDING MATERIALS - GRC				
Detail Description	Quantity	Unit Amount (\$)	Amount (\$)	
Hardware	1.00	300.00	300.00	
Ice Melt	20.00	19.00	380.00	
Light Bulbs	1.00	300.00	300.00	
Filters - HEPA	6.00	225.00	1,200.00	
Filters - Primary	100.00	10.00	1,000.00	
Filters - Secondary	50.00	15.00	750.00	
Paint	10.00	60.00	600.00	
Miscellaneous	1.00	1,200.00	1,200.00	

ANNUAL BUDGET ESTIMATE - ALL

Amended - 2025-2026

Park District of Oak Park

FY 2024

Account			2024	2025		
			Estimate (\$)	Requested (\$)	Recommended (\$)	Approved (\$)
25-50-53-00319			8,800.00	10,480.00	10,480.00	10,480.00
MISC SUPPLIES - DOG PARKS						
Detail Description	Quantity	Unit Amount (\$)	Amount (\$)			
Proximity Cards	300.00	3.00	900.00			
Dog Bags	16.00	180.00	2,880.00			
Crushed Granite 18 tons 12-1.5 ton bags/shipping	1.00	5,200.00	5,200.00			
Misc Hardware and Materials	1.00	500.00	500.00			
Proximity Card Lock - Replacement	1.00	1,000.00	1,000.00			
25-50-53-00335			2,500.00	2,620.00	2,620.00	2,620.00
FUELS AND LUBRICANTS						
Detail Description	Quantity	Unit Amount (\$)	Amount (\$)			
Fuel - Vehicles	1.00	500.00	500.00			
Fuel-Pool Equipment	1.00	150.00	150.00			
Fuel-Snow blowers	1.00	70.00	70.00			
Propane-Zamboni	50.00	38.00	1,900.00			

ANNUAL BUDGET ESTIMATE - ALL

Amended - 2025-2026

Park District of Oak Park

FY 2024

Account			2024	2025		
			Estimate (\$)	Requested (\$)	Recommended (\$)	Approved (\$)
25-50-53-00340			52,000.00	52,765.00	52,765.00	52,765.00
POOL CHEMICALS						
Detail Description	Quantity	Unit Amount (\$)	Amount (\$)			
Sodium Thyosulfate 50lbs	2.00	45.00	90.00			
Accutab Blue Tablets 60lbs	230.00	158.00	36,340.00			
Sodium Bisulfate 50lbs	130.00	35.00	4,550.00			
Sodium Bicarbonate 50lbs	60.00	26.00	1,560.00			
Perlite 25lbs	110.00	30.00	3,300.00			
Filter Cleanse 20lbs	3.00	395.00	1,185.00			
Taylor Reagents	1.00	400.00	400.00			
Phenal Red Tablet	40.00	22.00	880.00			
DPP 3 Tablet	10.00	23.00	230.00			
DPP 1 Tablet	80.00	22.00	1,760.00			
Pool Shock (4/case)	25.00	24.00	600.00			
Stabilizer 50lbs	8.00	140.00	1,120.00			
Miscellaneous	1.00	750.00	750.00			
25-50-53-00415			5,800.00	16,000.00	16,000.00	16,000.00
BUILDING IMPROVEMENTS - POOL						
Detail Description	Quantity	Unit Amount (\$)	Amount (\$)			
Rehm Play Feature Pump/motor and Impellar	1.00	8,000.00	8,000.00			
Cashier Booth Improvements	1.00	8,000.00	8,000.00			
25-50-53-00452				7,000.00	7,000.00	7,000.00
BUILDING IMPROVEMENTS - GRC						
Detail Description	Quantity	Unit Amount (\$)	Amount (\$)			
Motorized Blinds - Gym	1.00	7,000.00	7,000.00			

ANNUAL BUDGET ESTIMATE - ALL

Amended - 2025-2026

Park District of Oak Park

FY 2024

Account			2024	2025		
			Estimate (\$)	Requested (\$)	Recommended (\$)	Approved (\$)
25-50-53-00501			21,000.00	23,610.00	33,110.00	33,110.00
EQUIPMENT-OTHER - POOL						
Detail Description	Quantity	Unit Amount (\$)	Amount (\$)			
Nets and Brushes	1.00	275.00	275.00			
Vacuum Heads	0.00	0.00	0.00			
Vacuum Hose	0.00	0.00	0.00			
Vacuum Poles	1.00	295.00	295.00			
Table Umbrella	4.00	160.00	640.00			
Guard Chair Umbrella	6.00	100.00	600.00			
Auto Vacuum Wave 140	1.00	6,100.00	6,100.00			
SR Smith Diving Board	1.00	6,100.00	6,100.00			
Guard Chairs for new pool	2.00	3,300.00	6,600.00			
Upright Seated Deck Chairs	30.00	100.00	3,000.00			
Portable PAL lift	1.00	7,000.00	7,000.00			
New Pool Feature Signage	1.00	2,500.00	2,500.00			
25-50-53-00502			1,500.00	3,300.00	3,300.00	3,300.00
EQUIPMENT OTHER - GRC						
Detail Description	Quantity	Unit Amount (\$)	Amount (\$)			
Small Battery Floor Scrubber	1.00	3,300.00	3,300.00			
25-50-56-00605			4,160.00	6,220.00	6,220.00	6,220.00
CONFERENCE AND TRAINING						
Detail Description	Quantity	Unit Amount (\$)	Amount (\$)			
Building Specialist Trainings	2.00	1,000.00	2,000.00			
Manager - Maintenance Engineering Program	1.00	3,000.00	3,000.00			
Certified Pool Operator Training	2.00	385.00	770.00			
Miscellaneous Safety Trainings, OSHA, Lift	1.00	450.00	450.00			

ANNUAL BUDGET ESTIMATE - ALL

Amended - 2025-2026

Park District of Oak Park

FY 2024

Account			2024	2025		
			Estimate (\$)	Requested (\$)	Recommended (\$)	Approved (\$)
25-50-56-00610			464.00	464.00	464.00	464.00
DUES AND SUBSCRIPTIONS						
Detail Description	Quantity	Unit Amount (\$)	Amount (\$)			
Miscellaneous	1.00	200.00	200.00			
IPRA Membership	1.00	264.00	264.00			
25-50-56-00615			250.00	300.00	300.00	300.00
EMPLOYEE TRAVEL REIMBURSEMENT						
Detail Description	Quantity	Unit Amount (\$)	Amount (\$)			
Work Related Travel	1.00	300.00	300.00			
25-50-58-00801			29,559.91	22,900.00	22,900.00	22,900.00
REHM ELECTRICITY						
25-50-58-00802			160,529.37	171,600.00	171,600.00	171,600.00
RIDGELAND ELECTRICITY						
25-50-58-00803			30,041.10	20,800.00	30,000.00	30,000.00
GYMNASTICS ELECTRICITY						
25-50-58-00811			21,430.41	22,900.00	22,900.00	22,900.00
REHM NATURAL GAS						
25-50-58-00812			56,105.82	52,000.00	52,000.00	52,000.00
RIDGELAND NATURAL GAS						
25-50-58-00813			9,056.78	9,400.00	9,400.00	9,400.00
GYMNASTICS NATURAL GAS						
25-50-58-00831			53,644.23	49,900.00	54,000.00	54,000.00
REHM WATER						
25-50-58-00832			47,122.78	37,800.00	47,200.00	47,200.00
RIDGELAND WATER						

ANNUAL BUDGET ESTIMATE - ALL

Amended - 2025-2026

Park District of Oak Park

FY 2024

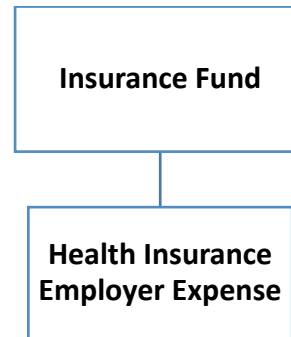
Account	2024	2025		
	Estimate (\$)	Requested (\$)	Recommended (\$)	Approved (\$)
25-50-58-00833 GYMNASTICS WATER	2,222.90	2,100.00	2,300.00	2,300.00
25-50-63-00500 EMPLOYEE HEALTH INSURANCE TRANSFER	60,259.00	88,790.00		
Total Revenue	\$5,203.40	\$3,325.00	\$3,325.00	\$3,325.00
Total Expenditure	\$1,261,601.40	\$1,114,923.66	\$1,062,263.71	\$1,062,263.71
Net	-\$1,256,398.00	-\$1,111,598.66	-\$1,058,938.71	-\$1,058,938.71
Report Total Revenue	\$5,203.40	\$3,325.00	\$3,325.00	\$3,325.00
Report Total Expenditure	\$1,261,601.40	\$1,114,923.66	\$1,062,263.71	\$1,062,263.71
Report Total Net	-\$1,256,398.00	-\$1,111,598.66	-\$1,058,938.71	-\$1,058,938.71

INSURANCE FUND

Description

The Health Insurance Fund is an internal service fund, operating on the full accrual basis of accounting.

Beginning in the 2013 budget, the District established a Health Insurance Fund. The Health Insurance Fund is an administrative tool used for ease of operation and fund balance smoothing of expected health care cost increases normally absorbed by the operating funds. This fund is where the District pays employee health benefits, life insurance, and the employee assistance program. The District has also made the push to ensure employee wellness and this is reflected in the Health Insurance Fund.



Fund > Department Chart: The above chart indicates the fund and each of the departments it supports.

Park District of Oak Park Mission: *In partnership with the community, we enrich lives by providing meaningful experiences through programs, parks, and facilities.*

Insurance Fund

2024 RESULTS

In Progress:

- Continue to focus on getting the Health Insurance Fund’s fund balance within the 25% fund balance target by December 31, 2028, with an ending fund balance of 45% by December 31, 2024.
 - The fund balance is expected to end at 53% by the year end.

2025 GOALS

Financial Strength

1. Continue to focus on getting the Health Insurance Fund's fund balance within the 25% fund balance target by December 31, 2029, with an ending fund balance of 44% by December 31, 2025.
Performance Measure: Fund balances of 44% by year end.

Staff Excellence

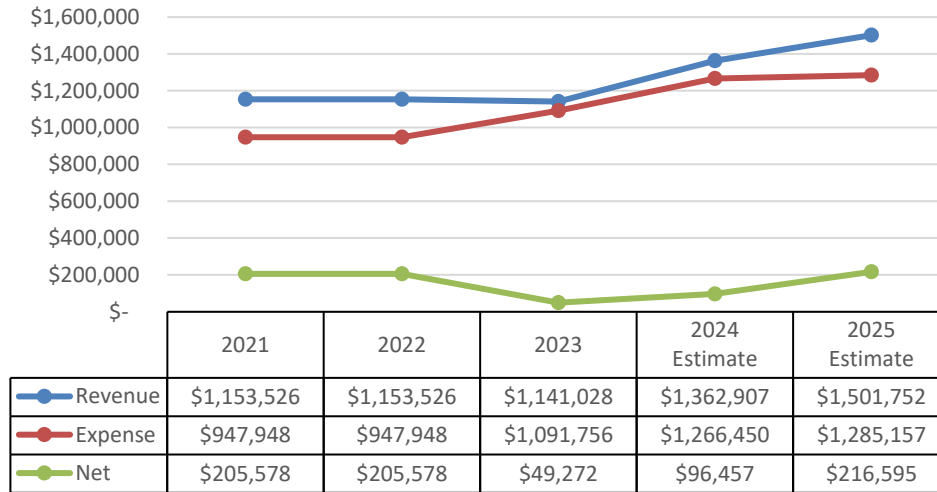
1. Enroll 250 employees in their employee CRC membership benefit by December 31, 2025.
Performance Measure: Staff Wellness



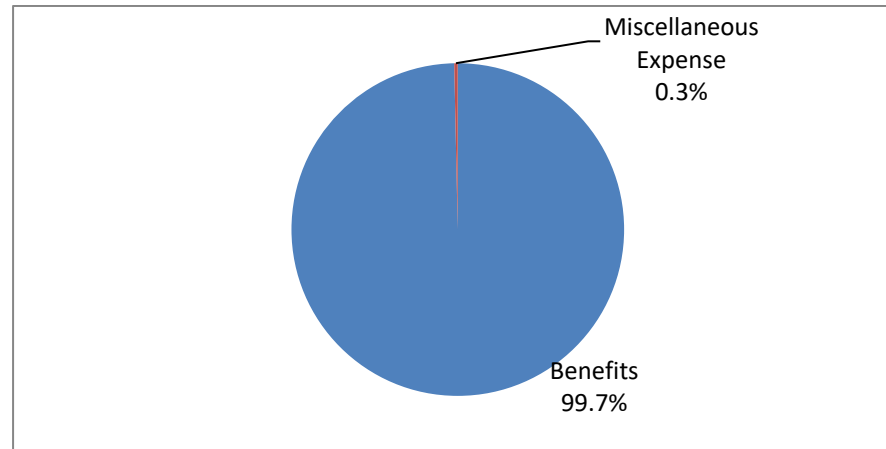
Barrie Park grand reopening after renovations

Insurance Fund

Historical Data

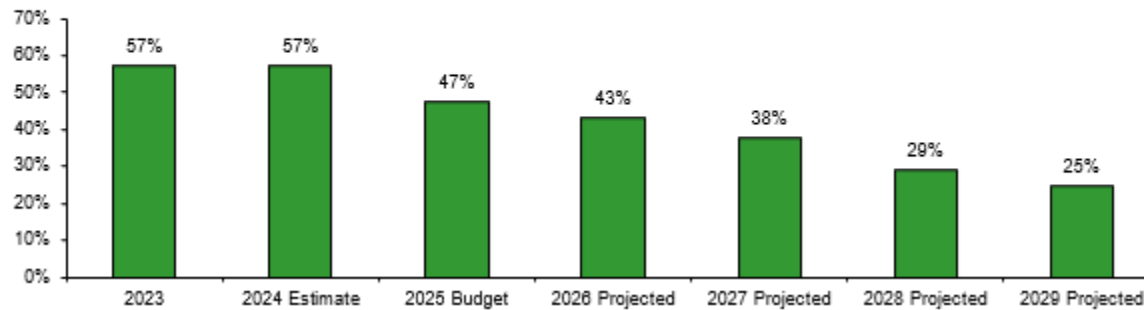


2025 Expense Distribution



Insurance Fund
Budget Detail

	2023	2024 Estimate	2025 Budget	2026 Projected	2027 Projected	2028 Projected	2029 Projected
Fees and Charges	\$160,390	\$190,000	\$216,337	\$222,827	\$229,512	\$236,397	\$243,489
Other Financing Sources	\$980,638	\$1,172,907	\$1,273,915	\$1,312,132	\$1,351,496	\$1,352,041	\$1,502,603
Total Revenue	\$1,141,028	\$1,362,907	\$1,490,252	\$1,534,959	\$1,581,008	\$1,588,438	\$1,746,092
Benefits	\$1,091,756	\$1,261,450	\$1,496,752	\$1,564,105	\$1,634,490	\$1,708,042	\$1,793,444
Miscellaneous Expense	\$0	\$5,000	\$5,000	\$5,000	\$5,000	\$5,000	\$5,000
Total Expenses	\$1,091,756	\$1,266,450	\$1,501,752	\$1,569,105	\$1,639,490	\$1,713,042	\$1,798,444
Net	\$49,272	\$96,457	(\$11,500)	(\$34,146)	(\$58,482)	(\$124,604)	(\$52,353)
Fund Balance	\$626,510	\$722,967	\$711,467	\$677,321	\$618,839	\$494,236	\$441,883

Fund Balance


ANNUAL BUDGET ESTIMATE - ALL

Amended - 2025-2026

Park District of Oak Park

FY 2024

Account	2024	2025		
	Estimate (\$)	Requested (\$)	Recommended (\$)	Approved (\$)
Fund: 50 Insurance Fund				
Revenue				
50-00-42-14998 RETIREE CONTRIBUTIONS				
50-00-42-14999 EMPLOYEE CONTRIBUTIONS	190,000.00	216,336.89	216,336.89	216,336.89
50-00-45-14505 MISCELLANEOUS REVENUE				
50-00-47-14910 CORPORATE FUND CONTRIBUTION	659,680.00	655,887.00	771,776.00	771,776.00
50-00-47-14920 RECREATION FUND CONTRIBUTION	320,450.00	330,989.00	330,989.00	330,989.00
50-00-47-14925 REVENUE FACILITIES CONTRIBUTION	192,777.00	287,039.00	171,150.00	171,150.00
Expenditure				
50-00-55-00550 HEALTH INSURANCE - PPO	950,000.00	1,153,655.25	1,153,655.25	1,153,655.25
50-00-55-00551 HEALTH INSURANCE - HMO	230,000.00	249,747.96	249,747.96	249,747.96
50-00-55-00552 LIFE INSURANCE	4,000.00	4,000.00	4,000.00	4,000.00
50-00-55-00553 DENTAL INSURANCE	53,000.00	62,775.65	62,775.65	62,775.65

ANNUAL BUDGET ESTIMATE - ALL

Amended - 2025-2026

Park District of Oak Park

FY 2024

Account	2024		2025	
	Estimate (\$)	Requested (\$)	Recommended (\$)	Approved (\$)
50-00-55-00554 EMPLOYEE ASSISTANCE PROGRAM	2,200.00	2,500.00	2,500.00	2,500.00
50-00-55-00555 HEALTH INSURANCE - OPT OUT	5,750.00	4,800.00	4,800.00	4,800.00
50-00-55-00556 HEALTH INSURANCE - RETIREES				
50-00-55-00557 VISION INSURANCE	16,500.00	19,272.72	19,272.72	19,272.72
50-00-56-00600 EMPLOYEE WELLNESS PROGRAM	5,000.00	5,000.00	5,000.00	5,000.00
Detail Description	Quantity	Unit Amount (\$)	Amount (\$)	
Wellness Committee	1.00	5,000.00	5,000.00	
Total Revenue		\$1,362,907.00	\$1,490,251.89	\$1,490,251.89
Total Expenditure		\$1,266,450.00	\$1,501,751.58	\$1,501,751.58
Net		\$96,457.00	-\$11,499.69	-\$11,499.69
Report Total Revenue		\$1,362,907.00	\$1,490,251.89	\$1,490,251.89
Report Total Expenditure		\$1,266,450.00	\$1,501,751.58	\$1,501,751.58
Report Total Net		\$96,457.00	-\$11,499.69	-\$11,499.69

CAPITAL PROJECTS FUND

Description

The Capital Projects fund is a governmental fund, operating on the modified accrual basis of accounting.

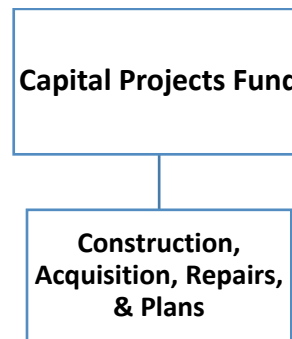
The Capital Projects Fund accounts for purchases and construction expenditures related to the acquisition and improvement of major capital facilities and equipment. Every year the Capital Improvement Plan (CIP) is updated projecting capital costs for the next 5 years. In 2024, the CIP was updated and projects included in the 2025 budget contain previously allocated projects.

The proposed budget includes \$9.5 million in expenditures. Capital improvements continue to be processed and implemented throughout the District, as highlighted below:

- Field Center replacement
- Geothermal installation at Cheney Mansion
- Rehm Pool Phase 1 improvements
- Master Plan Updates to Andersen Park

Per capita spending for capital improvements can be a useful tool to compare the investment being made in the capital infrastructure of the District to other park districts. The following chart shows the District’s per capita spending from the Capital Projects Fund for 2023-2029.

	<u>2023</u>	<u>2024 Estimated</u>	<u>2025 Budgeted</u>	<u>2026 Projected</u>	<u>2027 Projected</u>	<u>2028 Projected</u>	<u>2029 Projected</u>
Capital Project Expense	\$8,955,544	\$3,130,000	\$9,548,000	\$5,522,450	\$3,710,000	\$5,030,000	\$5,085,000
Per Capita Amount	\$175	\$61	\$186	\$108	\$72	\$98	\$99



Fund > Department Chart: The above chart indicates the fund and each of the departments it supports.

Park District of Oak Park Mission: *In partnership with the community, we enrich lives by providing meaningful experiences through programs, parks, and facilities.*

Capital Projects Fund

2024 RESULTS

In Progress:

- Implementation of 2024 projects from the 2024-2028 Capital Improvement Plan by December 31, 2024.
 - All projects are in progress or scheduled for this year except for the turf field at Irving with D97 and the Andersen Park project; these projects have been delayed until 2025.

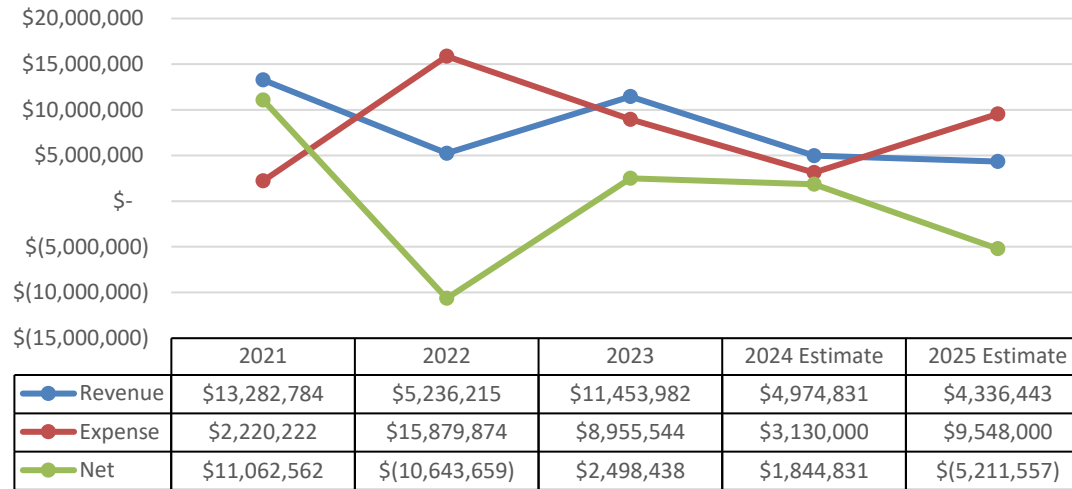
2025 GOALS

Quality Infrastructure Management

1. Implementation of 2025 projects from the 2025-2029 Capital Improvement Plan by December 31, 2025.
Performance Measure: Facility report card scores



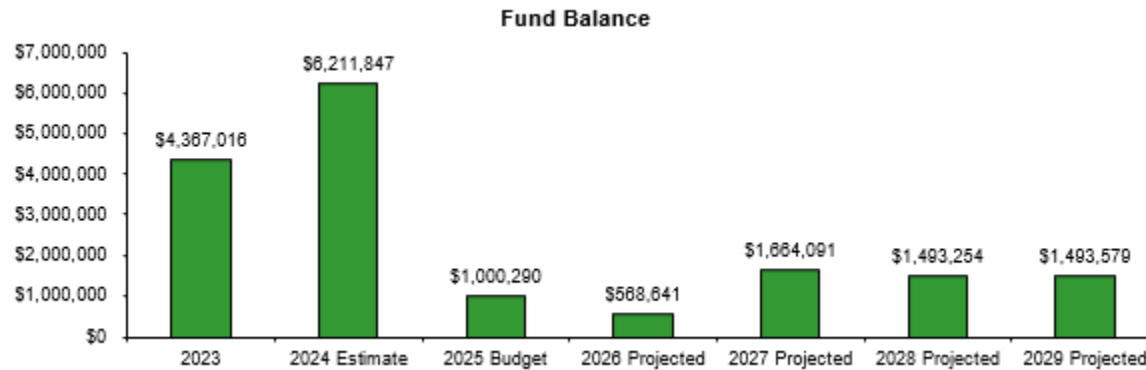
Field Center to be replaced with new building in 2025

Capital Projects Fund
Historical Data

2025 Expense Distribution

100% Capital Projects

Capital Projects Fund
Budget Detail

	2023	2024 Estimate	2025 Budget	2026 Projected	2027 Projected	2028 Projected	2029 Projected
Intergovernmental	\$7,342,194	\$711,463	\$150,000	\$337,500	\$0	\$0	\$0
Miscellaneous Revenue	\$19,957	\$5,000	\$0	\$0	\$0	\$0	\$0
Donations	\$522,064	\$165,000	\$15,000	\$15,000	\$15,000	\$15,000	\$15,000
Property Tax Contribution	\$1,532,084	\$1,593,368	\$1,671,443	\$1,738,301	\$1,790,450	\$1,844,163	\$1,899,488
Debt Proceeds	\$37,683	\$0	\$0	\$0	\$0	\$0	\$0
Operating Funds' Transfers	\$2,000,000	\$2,500,000	\$2,500,000	\$3,000,000	\$3,000,000	\$3,000,000	\$3,000,000
Total Revenue	\$11,453,982	\$4,974,831	\$4,336,443	\$5,090,801	\$4,805,450	\$4,859,163	\$4,914,488
ADA/Surveys	\$81,900	\$375,000	\$75,000	\$75,000	\$75,000	\$105,000	\$300,000
Nonsite Specific	\$64,804	\$190,000	\$350,000	\$650,000	\$100,000	\$200,000	\$50,000
Vehicle/Equipment/Tech	\$194,101	\$100,000	\$287,000	\$330,000	\$150,000	\$365,000	\$295,000
Park/Master Improvements	\$2,332,483	\$2,405,000	\$8,776,000	\$4,407,450	\$3,325,000	\$4,300,000	\$4,380,000
Community Recreation Center	\$6,282,256	\$60,000	\$60,000	\$60,000	\$60,000	\$60,000	\$60,000
Total Expenses	\$8,955,544	\$3,130,000	\$9,548,000	\$5,522,450	\$3,710,000	\$5,030,000	\$5,085,000
Net	\$1,906,260	\$1,844,831	(\$5,211,557)	(\$431,649)	\$1,095,450	(\$170,837)	(\$170,512)
Fund Balance	\$4,367,016	\$6,211,847	\$1,000,290	\$568,641	\$1,664,091	\$1,493,254	\$1,493,579



Park District of Oak Park Mission: *In partnership with the community, we enrich lives by providing meaningful experiences through programs, parks, and facilities.*

ANNUAL BUDGET ESTIMATE - ALL

Amended - 2025-2026

Park District of Oak Park

FY 2024

Account	2024	2025		
	Estimate (\$)	Requested (\$)	Recommended (\$)	Approved (\$)
Fund: 70 Capital Projects				
Revenue				
70-00-43-14115 TIF REBATE				
70-00-43-14610 GRANTS	711,462.80			
70-00-43-14620 INTERGOVERNMENTAL REVENUE		150,000.00	150,000.00	150,000.00
70-00-45-14505 MISCELLANEOUS REVENUE	5,000.00			
70-00-46-14600 DONATIONS	165,000.00	15,000.00	15,000.00	15,000.00
70-00-47-00960 BOND PREMIUM				
70-00-47-14625 DEBT PROCEEDS				
70-00-47-14651 FUND TRANSFER - PROPERTY TAXES	1,593,368.00	1,671,443.00	1,671,443.00	1,671,443.00
70-00-47-14653 FUND TRANSFER - OPERATIONAL	2,500,000.00	2,500,000.00	2,500,000.00	2,500,000.00
70-00-47-14654 Equipment Loan Proceeds				
Expenditure				

ANNUAL BUDGET ESTIMATE - ALL

Amended - 2025-2026

Park District of Oak Park

FY 2024

Account	2024	2025		
	Estimate (\$)	Requested (\$)	Recommended (\$)	Approved (\$)
70-00-72-00960 PROPERTY ACQUISITION				
70-00-72-14654 Equipment Loan Expense				
70-00-72-70330 PROPERTY REPAIRS AND REHAB	190,000.00	350,000.00	350,000.00	350,000.00
70-00-72-70370 VEHICLE AND EQUIPMENT PROGRAM	65,000.00	237,000.00	237,000.00	237,000.00
70-00-72-70380 TECHNOLOGY IMPROVEMENTS	35,000.00	50,000.00	50,000.00	50,000.00
70-00-72-70390 PARK FURNISHINGS				
70-00-72-70420 SURVEYS - STUDIES	375,000.00	75,000.00	75,000.00	75,000.00
70-11-72-70100 ANDERSEN SITE PLAN	25,000.00			
70-11-72-70150 ANDERSEN MASTER PLAN IMPROVEMENTS		1,000,000.00	1,000,000.00	1,000,000.00
70-11-72-70200 ANDERSEN BUILDING IMPROVEMENTS				
70-12-72-70200 BARRIE BUILDING IMPROVEMENTS	40,000.00			
70-12-72-70250 BARRIE PARK IMPROVEMENTS		40,000.00	40,000.00	40,000.00

ANNUAL BUDGET ESTIMATE - ALL

Amended - 2025-2026

Park District of Oak Park

FY 2024

Account	2024	2025		
	Estimate (\$)	Requested (\$)	Recommended (\$)	Approved (\$)
70-13-72-70100 CARROLL SITE PLAN				
70-13-72-70150 CARROLL MASTER PLAN IMPROVEMENTS				
70-13-72-70200 CARROLL BUILDING IMPROVEMENTS		50,000.00	50,000.00	50,000.00
70-14-72-70100 FIELD SITE PLAN	200,000.00			
70-14-72-70150 FIELD MASTER PLAN IMPROVEMENTS		2,800,000.00	2,800,000.00	2,800,000.00
70-14-72-70200 FIELD BUILDING IMPROVEMENTS				
70-15-72-70100 FOX SITE PLAN				
70-15-72-70150 FOX MASTER PLAN IMPROVEMENTS				
70-15-72-70200 FOX BUILDING IMPROVEMENTS				
70-16-72-70100 LONGFELLOW SITE PLAN		250,000.00	250,000.00	250,000.00
70-16-72-70150 LONGFELLOW MASTER PLAN IMPROVEMENTS				
70-16-72-70200 LONGFELLOW BUILDING IMPROVEMENTS				

ANNUAL BUDGET ESTIMATE - ALL

Amended - 2025-2026

Park District of Oak Park

FY 2024

Account	2024	2025		
	Estimate (\$)	Requested (\$)	Recommended (\$)	Approved (\$)
70-17-72-70100 STEVENSON SITE PLAN				
70-17-72-70200 STEVENSON BUILDING IMPROVEMENTS				
70-17-72-70250 STEVENSON PARK IMPROVEMENTS	30,000.00			
70-18-72-70200 PLEASANT HOME BUILDING IMPROVEMENTS				
70-19-72-70100 RIDGELAND COMMON SITE PLAN				
70-19-72-70200 RIDGELAND COMMON BUILDING IMPROVEME	125,000.00	480,000.00	480,000.00	480,000.00
70-19-72-70250 RIDGELAND COMMON PARK IMPROVEMENTS				
70-20-72-70100 REHM SITE PLAN				
70-20-72-70150 REHM MASTER PLAN IMPROVEMENTS	750,000.00	3,000,000.00	3,000,000.00	3,000,000.00
70-20-72-70200 REHM BUILDING IMPROVEMENTS				
70-24-72-70200 GRC BUILDING IMPROVEMENTS	95,000.00	65,000.00	65,000.00	65,000.00
70-25-72-70200 DOLE BUILDING IMPROVEMENTS	350,000.00	50,000.00	50,000.00	50,000.00

ANNUAL BUDGET ESTIMATE - ALL

Amended - 2025-2026

Park District of Oak Park

FY 2024

Account	2024	2025		
	Estimate (\$)	Requested (\$)	Recommended (\$)	Approved (\$)
70-35-72-70100 CONSERVATORY SITE PLAN				
70-35-72-70150 CONSERVATORY MASTER PLAN IMPROVEMEN				
70-35-72-70200 CONSERVATORY BUILDING IMPROVEMENTS	305,000.00	86,000.00	86,000.00	86,000.00
70-35-72-70250 CONSERVATORY PARK IMPROVEMENTS				
70-52-72-70100 AUSTIN GARDENS SITE PLAN				
70-52-72-70150 AUSTIN GARDENS MASTER PLAN IMPROVEM				
70-54-72-70100 MAPLE SITE PLAN				
70-54-72-70150 MAPLE MASTER PLAN IMPROVEMENTS				
70-54-72-70200 MAPLE BUILDING IMPROVEMENTS				
70-55-72-70100 MILLS SITE PLAN				
70-55-72-70150 MILLS MASTER PLAN IMPROVEMENTS		50,000.00	50,000.00	50,000.00
70-55-72-70200 MILLS BUILDING IMPROVEMENTS				

ANNUAL BUDGET ESTIMATE - ALL

Amended - 2025-2026

Park District of Oak Park

FY 2024

Account	2024	2025		
	Estimate (\$)	Requested (\$)	Recommended (\$)	Approved (\$)
70-56-72-70100 EUCLID SITE PLAN				
70-56-72-70150 EUCLID MASTER PLAN IMPROVEMENTS				
70-56-72-70250 EUCLID PARK IMPROVEMENTS				
70-71-72-70150 SCOVILLE MASTER PLAN IMPROVEMENTS				
70-71-72-70200 SCOVILLE BUILDING IMPROVEMENTS				
70-71-72-70250 SCOVILLE PARK IMPROVEMENTS	60,000.00	15,000.00	15,000.00	15,000.00
70-72-72-70150 LINDBERG MASTER PLAN IMPROVEMENTS				
70-72-72-70250 LINDBERG PARK IMPROVEMENTS	125,000.00	75,000.00	75,000.00	75,000.00
70-73-72-70100 TAYLOR SITE PLAN				
70-73-72-70150 TAYLOR MASTER PLAN IMPROVEMENTS				
70-73-72-70200 TAYLOR BUILDING IMPROVEMENTS				
70-73-72-70250 TAYLOR PARK IMPROVEMENTS		115,000.00	115,000.00	115,000.00

ANNUAL BUDGET ESTIMATE - ALL

Amended - 2025-2026

Park District of Oak Park

FY 2024

Account	2024	2025		
	Estimate (\$)	Requested (\$)	Recommended (\$)	Approved (\$)
70-74-72-70100 RANDOLPH TOT LOT SITE PLAN				
70-75-72-70150 WENONAH MASTER PLAN IMPROVEMENTS				
70-76-72-00960 2011 BOND EXPENSE				
70-76-72-70250 2011 RIDGELAND COMMON BOND EXPENSE				
70-76-72-70251 2011 GRC BOND EXPENSE				
70-76-72-70252 2011 JHAC BOND EXPENSE				
70-76-72-70253 2011 PAYMENT TO ESCROW AGENT				
70-76-72-70254 2012/2013 PAYMENT ESCROW TO AGENT				
70-77-72-00960 2012 BOND EXPENSE				
70-77-72-70250 2012 RIDGELAND COMMON BOND EXPENSE				
70-77-72-70251 2012 GRC BOND EXPENSE				
70-77-72-70252 2012 JHAC BOND EXPENSE				

ANNUAL BUDGET ESTIMATE - ALL

Amended - 2025-2026

Park District of Oak Park

FY 2024

Account	2024	2025		
	Estimate (\$)	Requested (\$)	Recommended (\$)	Approved (\$)
70-78-72-00960 2013 BOND EXPENSE				
70-78-72-70250 2013 RIDGELAND COMMON BOND EXPENSE				
70-78-72-70251 2013 GRC BOND EXPENSE				
70-78-72-70252 2013 JHAC BOND EXPENSE				
70-78-72-70350 2020 BOND EXPENSE				
70-78-72-70351 2020 PAYMENT TO ESCROW AGENT				
70-79-72-70100 CRC SITE PLAN				
70-79-72-70150 CRC MASTER PLAN IMPROVEMENTS	60,000.00	60,000.00	60,000.00	60,000.00
70-79-72-70350 2021 BOND EXPENSE				
70-79-72-70400 Equipment Loan - Principal				
70-79-72-70401 Equipment Loan - Interest				
70-80-72-70200 JH ADMIN CENTER BUILDING IMPROVEMEN		400,000.00	400,000.00	400,000.00

ANNUAL BUDGET ESTIMATE - ALL

Amended - 2025-2026

Park District of Oak Park

FY 2024

Account	2024	2025		
	Estimate (\$)	Requested (\$)	Recommended (\$)	Approved (\$)
70-85-72-70100 CHENEY SITE PLAN				
70-85-72-70150 CHENEY MASTER PLAN IMPROVEMENTS				
70-85-72-70200 CHENEY BUILDING IMPROVEMENTS	300,000.00	300,000.00	300,000.00	300,000.00
Total Revenue	\$4,974,830.80	\$4,336,443.00	\$4,336,443.00	\$4,336,443.00
Total Expenditure	\$3,130,000.00	\$9,548,000.00	\$9,548,000.00	\$9,548,000.00
Net	\$1,844,830.80	-\$5,211,557.00	-\$5,211,557.00	-\$5,211,557.00
Report Total Revenue	\$4,974,830.80	\$4,336,443.00	\$4,336,443.00	\$4,336,443.00
Report Total Expenditure	\$3,130,000.00	\$9,548,000.00	\$9,548,000.00	\$9,548,000.00
Report Total Net	\$1,844,830.80	-\$5,211,557.00	-\$5,211,557.00	-\$5,211,557.00

Capital Improvement Plans by Park

PLANNED CAPITAL IMPROVEMENT EXPENDITURES BY LOCATION

<i>2024-2029 Capital Improvement Plan by Park</i>						
	2024	2025	2026	2027	2028	2029
Andersen Park & Center	\$25,000	\$1,000,000				
Austin Gardens			\$20,000			\$25,000
Barrie Park & Center	\$40,000	\$40,000				
Carroll Park & Center		\$50,000				
Elizabeth F. Cheney Mansion	\$300,000	\$300,000	\$325,000	\$25,000	\$25,000	\$25,000
Dole Center	\$350,000	\$50,000	\$50,000	\$50,000	\$50,000	\$900,000
Euclid Square Park				\$150,000	\$400,000	
Field Park & Center	\$200,000	\$2,800,000	\$1,000,000			
Fox Park & Center				\$550,000		
Gymnastic and Recreation Center	\$95,000	\$65,000	\$100,000		\$125,000	\$70,000
John L. Hedges Admin Center		\$400,000				\$150,000
Lindberg Park	\$125,000	\$75,000				\$200,000
Longfellow Park & Center		\$250,000	\$2,287,450			\$35,000
Maple Park			\$150,000			
Mills Park		\$50,000				
Oak Park Conservatory	\$305,000	\$86,000	\$50,000	\$50,000	\$750,000	\$25,000
Pleasant Home			\$60,000	\$400,000		
Rehm Park						\$100,000
Rehm Pool	\$750,000	\$3,000,000	\$150,000	\$1,150,000	\$2,750,000	\$2,800,000
Ridgeland Common Recreation Complex	\$125,000	\$480,000	\$200,000	\$200,000	\$200,000	\$50,000
Scoville Park	\$60,000	\$15,000				
Stevenson Park & Center	\$30,000			\$750,000		
Taylor Park		\$115,000				
Wenonah Park						
Randolph Park			\$15,000			
Non-Site Specific*	\$190,000	\$350,000	\$650,000	\$100,000	\$200,000	\$50,000
Community Recreation Center	\$60,000	\$60,000	\$60,000	\$60,000	\$60,000	\$60,000
Vehicles/Technology/Repairs	\$100,000	\$287,000	\$330,000	\$150,000	\$365,000	\$295,000
ADA/Surveys	\$375,000	\$75,000	\$75,000	\$75,000	\$105,000	\$300,000
Project Costs	\$3,130,000	\$9,548,000	\$5,522,450	\$3,710,000	\$5,030,000	\$5,085,000

*Non-site specific includes the Park District's portion of School District 97 turf field replacements

HISTORIC PROPERTIES OPERATIONS FUND

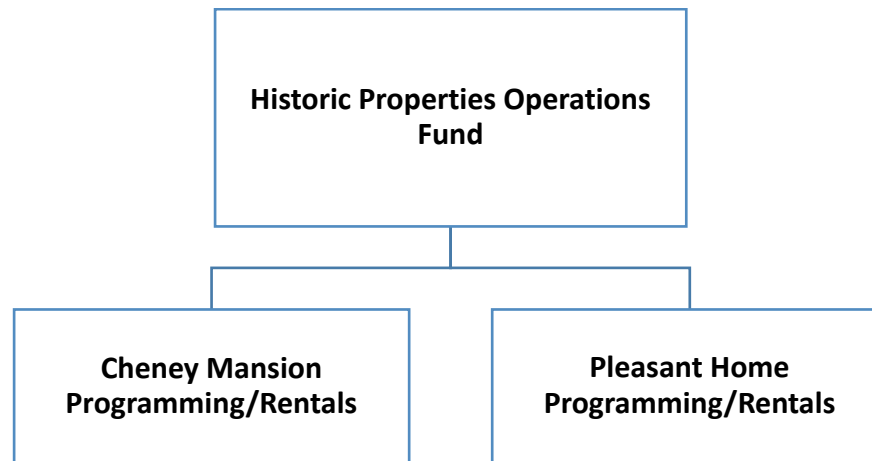
Statement of Service

The mission of Cheney Mansion and Pleasant Home is to provide unique venues for private events, cultural arts and recreation programs, and special and community events for the enjoyment of Oak Park residents and non-residents.

Description

The Manager of Operations continues to make pricing adjustments to make the homes more affordable yet profitable for the Park District of Oak Park. Collaboration with the Recreation Department will continue to bring in additional and unique programming into the homes. Cultural Arts activities offered throughout the year include adult and youth art programming, art exhibits and receptions, lectures, and performing/community art events.

The Historic Properties Operations Fund is a special revenue fund, operating on the modified accrual basis of accounting.



Fund > Department Chart: The above chart indicates the fund and each of the departments it supports.

Park District of Oak Park Mission: *In partnership with the community, we enrich lives by providing meaningful experiences through programs, parks, and facilities.*

Historic Properties Operations Fund

2024 RESULTS

Accomplished:

- ✓ Increased corporate rental revenue by 10% over 2023 goals.
- ✓ Achieved \$100,000 in program revenue.
- ✓ Increased total wedding revenue by 3% over 2023 totals.



Bridgerton party at Cheney Mansion

Park District of Oak Park Mission: *In partnership with the community, we enrich lives by providing meaningful experiences through programs, parks, and facilities.*

Historic Properties Operations Fund**2025 GOALS*****Community & Customer Focused***

1. Increase the space utilization by 5% at both Cheney and Pleasant Home by December 31, 2025.
Performance Measure: Households served
2. Add three holiday events in partnership with Fitzgerald's Music Venue for November and December to take place at both Cheney Mansion and Pleasant home.
Performance Measure: Number of households served
3. Partner with the Oak Park Area Arts Council to have an event at Cheney Mansion by June 30, 2025.
Performance Measure: Number of households served
4. Add a winter music series with Bach Cellar Suites by May 31, 2025, with a minimum of 80 attendees.
Performance Measure: Number of households served

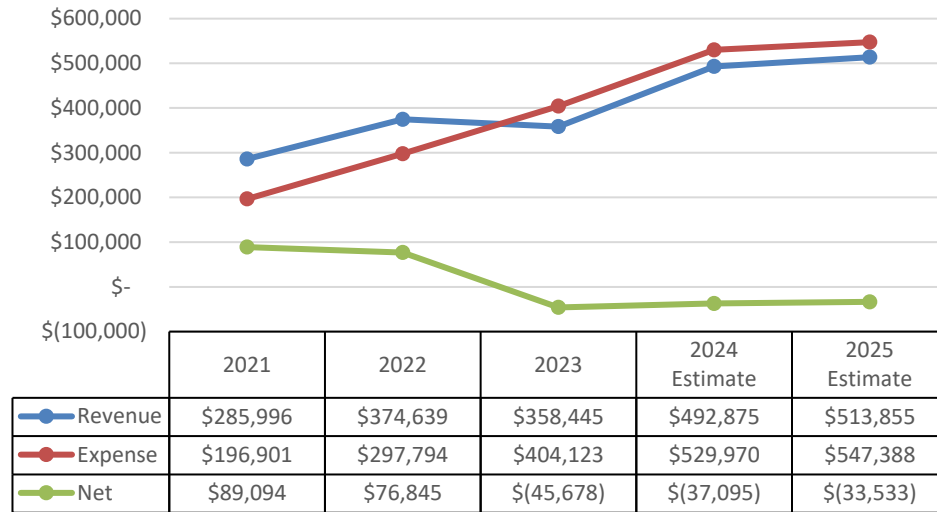
Quality Infrastructure Management

1. Replace gas stove with an electric professional catering oven/stove at Pleasant Home by June 1, 2025.
Performance Measure: Facility Usage

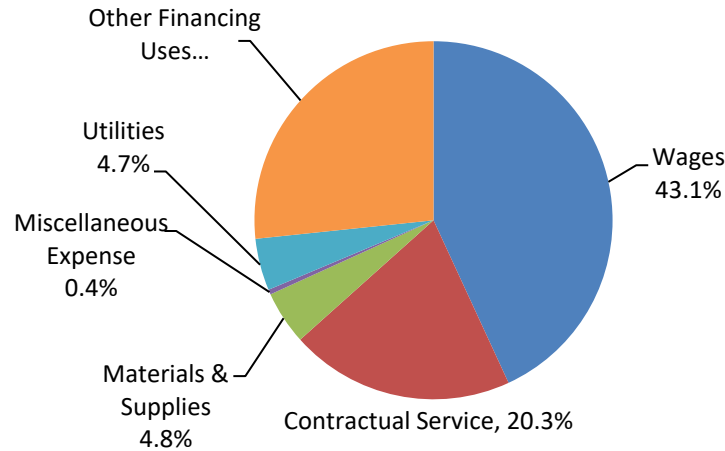
Park District of Oak Park Mission: *In partnership with the community, we enrich lives by providing meaningful experiences through programs, parks, and facilities.*

Historic Properties Operations Fund

Historic Analysis



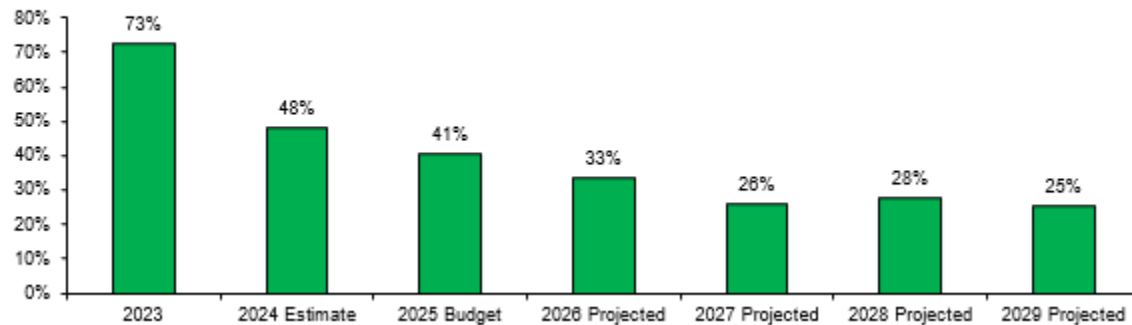
2025 Expense Distribution



Park District of Oak Park Mission: *In partnership with the community, we enrich lives by providing meaningful experiences through programs, parks, and facilities.*

Historic Properties Operations Fund
Budget Detail

	2023	2024 Estimate	2025 Budget	2026 Projected	2027 Projected	2028 Projected	2029 Projected
Fees and Charges	\$24,400	\$18,000	\$19,000	\$19,570	\$20,157	\$20,762	\$21,385
Rental Income	\$224,366	\$329,425	\$337,824	\$347,959	\$358,397	\$369,149	\$375,724
Other Financing Sources	\$0	\$0	\$0	\$0	\$0	\$0	\$3,000
Program Revenue	\$109,679	\$145,450	\$157,031	\$161,742	\$166,594	\$171,592	\$176,740
Total Revenues	\$358,445	\$492,875	\$513,855	\$529,271	\$545,149	\$561,503	\$576,848
Wages	\$212,599	\$219,820	\$236,046	\$243,127	\$250,421	\$257,934	\$265,672
Contractual Service	\$96,048	\$103,518	\$110,872	\$114,198	\$117,624	\$121,153	\$124,787
Materials & Supplies	\$25,259	\$24,940	\$26,465	\$27,259	\$28,077	\$28,919	\$29,787
Miscellaneous Expense	\$4,986	\$2,414	\$2,414	\$2,486	\$2,561	\$2,638	\$2,717
Utilities	\$18,115	\$25,398	\$25,700	\$26,471	\$27,265	\$28,083	\$28,926
Other Financing Uses	\$47,115	\$153,880	\$145,891	\$150,268	\$154,776	\$119,419	\$133,002
Total Expenses	\$404,123	\$529,970	\$547,388	\$563,810	\$580,724	\$558,146	\$584,890
Net	(\$45,678)	(\$37,095)	(\$33,533)	(\$34,539)	(\$35,575)	\$3,358	(\$8,042)
Fund Balance	\$293,253	\$256,158	\$222,625	\$188,086	\$152,511	\$155,869	\$147,827

Fund Balance


Park District of Oak Park Mission: *In partnership with the community, we enrich lives by providing meaningful experiences through programs, parks, and facilities.*

ANNUAL BUDGET ESTIMATE - ALL

Amended - 2025-2026

Park District of Oak Park

FY 2024

Account			2024	2025		
			Estimate (\$)	Requested (\$)	Recommended (\$)	Approved (\$)
Fund: 85 Cheney Mansion						
Revenue						
85-00-42-14505			14,000.00	14,100.00	15,000.00	15,000.00
CATERING FEES						
Detail Description	Quantity	Unit Amount (\$)	Amount (\$)			
Preferred Caterer Fees	8.00	1,500.00	12,000.00			
Non Preferred Caterer Fees	3.00	1,000.00	3,000.00			
85-00-44-14420			38,000.00	35,700.00	35,700.00	35,700.00
CHENEY SPECIAL RENTAL						
Detail Description	Quantity	Unit Amount (\$)	Amount (\$)			
Celebrations/Memorials/Showers	34.00	1,050.00	35,700.00			
85-00-44-14430			11,000.00	11,200.00	11,200.00	11,200.00
CHENEY CORPORATE RENTALS						
Detail Description	Quantity	Unit Amount (\$)	Amount (\$)			
Corporate rental	14.00	800.00	11,200.00			
85-00-44-14440			9,775.00	500.00	500.00	500.00
CHENEY MISCELLANEOUS RENTALS						
Detail Description	Quantity	Unit Amount (\$)	Amount (\$)			
Cancelled events/Misc charges	5.00	100.00	500.00			
85-00-44-14460			180,000.00	192,000.00	192,000.00	192,000.00
CHENEY EVENT RENTALS						
Detail Description	Quantity	Unit Amount (\$)	Amount (\$)			
Wedding Rentals	48.00	4,000.00	192,000.00			

ANNUAL BUDGET ESTIMATE - ALL

Amended - 2025-2026

Park District of Oak Park

FY 2024

Account				2024	2025		
				Estimate (\$)	Requested (\$)	Recommended (\$)	Approved (\$)
85-00-44-14480				23,100.00	23,100.00	24,024.00	24,024.00
COACH HOUSE RENTAL							
Detail Description	Quantity	Unit Amount (\$)	Amount (\$)				
Coach House Rental	12.00	2,002.00	24,024.00				
85-00-45-14505							
MISCELLANEOUS REVENUE							
85-00-49-11135				19,000.00	21,456.00	21,456.00	21,456.00
CHENEY KIDS COOKING							
Detail Description	Factor	Fee (\$)	Session	Classes	Enrollment	Amount (\$)	
Cooking Camp	1.00	60.00	4	7	12	20,160.00	
Teen/Intergenerational Season one off classes	1.00	54.00	3	1	8	1,296.00	
85-00-49-11155				33,000.00	33,920.00	33,920.00	33,920.00
CHENEY HOLIDAY EVENTS							
Detail Description	Factor	Fee (\$)	Session	Classes	Enrollment	Amount (\$)	
Santa Trolley	1.00	25.00	2	6	40	12,000.00	
Breakfast, Lunch, Tea with Santa	1.00	35.00	3	1	90	9,450.00	
Cookies with Santa	1.00	16.00	3	1	35	1,680.00	
Sensory Sensitive Cookies with Santa	1.00	16.00	3	1	25	1,200.00	
Little Helpers Workshop	1.00	25.00	1	1	40	1,000.00	
Treats with the Bunny	1.00	16.00	3	1	35	1,680.00	
Brunch with the Bunny	1.00	34.00	1	1	90	3,060.00	
Pet Photos with Santa	1.00	79.00	10	1	1	790.00	
Brunch with the Grinch	1.00	34.00	1	1	90	3,060.00	

ANNUAL BUDGET ESTIMATE - ALL

Amended - 2025-2026

Park District of Oak Park

FY 2024

Account	2024		2025			
	Estimate (\$)	Requested (\$)	Recommended (\$)	Approved (\$)		
85-00-49-11185	39,000.00		41,040.00	41,040.00	41,040.00	
CHENEY ADULT PROGRAMS						
Detail Description	Factor	Fee (\$)	Session	Classes	Enrollment	Amount (\$)
Adult Cooking Classes	1.00	65.00	12	1	12	9,360.00
Tasting/Craft/Social Partnerships	1.00	54.00	12	1	20	12,960.00
Adult Music, Dance, Comedy, Art	1.00	52.00	12	1	30	18,720.00
85-00-49-12020	10,000.00		11,700.00	11,700.00	11,700.00	
CHENEY FAMILY EVENTS						
Detail Description	Factor	Fee (\$)	Session	Classes	Enrollment	Amount (\$)
Halloween Event	1.00	45.00	1	1	35	1,575.00
Misc Themed Events	1.00	45.00	2	1	30	2,700.00
Character Events	1.00	45.00	3	1	35	4,725.00
Mothers Day Event	1.00	45.00	1	1	35	1,575.00
Valentines Event	1.00	45.00	1	1	25	1,125.00
Expenditure						
85-00-51-00111	128,720.00		137,046.00	137,046.00	137,046.00	
WAGES - FULL TIME						
85-00-51-00176	58,000.00		54,732.40	61,547.00	61,547.00	
CHENEY RENTAL ATTENDANT PT						
Detail Description	Hourly Rate	Hours Per Day	Days Per Week	Number of Weeks	Employees	Amount (\$)
Event Attendant Per Event	15.00	7.00	2.00	20.00	4	16,800.00
Part-time Employee Paid Time Off	0.00	0.00	0.00	0.00	0	1,613.00
Supervisors Working Cheney Events	19.75	7.00	3.00	26.00	4	43,134.00
85-00-51-11135						
CHENEY KIDS COOKING						

ANNUAL BUDGET ESTIMATE - ALL

Amended - 2025-2026

Park District of Oak Park

FY 2024

Account	2024		2025			
	Estimate (\$)	Requested (\$)	Recommended (\$)	Approved (\$)		
85-00-51-11155	3,500.00	3,716.99	3,719.99	3,719.99		
CHENEY HOLIDAY EVENTS						
Detail Description	Hourly Rate	Hours Per Day	Days Per Week	Number of Weeks	Employees	Amount (\$)
Part-time Employee Paid Time Off	0.00	0.00	0.00	0.00	0	97.49
Breakfast, Lunch and Tea with Santa	17.50	4.00	1.00	1.00	8	560.00
Santa Trolley	17.50	4.00	1.00	2.00	8	1,120.00
Little Helpers Workshop	17.50	5.00	1.00	1.00	5	437.50
Cookies with Santa	17.50	5.00	1.00	1.00	3	262.50
Sensory Sensitive Cookies with Santa	17.50	5.00	1.00	1.00	3	262.50
Treats with the Bunny	17.50	5.00	1.00	1.00	4	350.00
Brunch with the Bunny	17.50	5.00	1.00	1.00	4	350.00
Brunch with the Grinch	17.50	4.00	1.00	1.00	4	280.00
85-00-51-11165						
CHENEY COMMUNITY PROGRAMS						
85-00-51-12020	3,600.00	3,845.79	3,845.79	3,845.79		
CHENEY FAMILY EVENTS						
Detail Description	Hourly Rate	Hours Per Day	Days Per Week	Number of Weeks	Employees	Amount (\$)
Part-time Employee Paid Time Off	0.00	0.00	0.00	0.00	0	100.79
Halloween Event	17.50	4.00	1.00	1.00	4	280.00
Character Events	17.50	4.00	5.00	1.00	6	2,100.00
Mothers Day Event	17.50	5.00	1.00	1.00	6	525.00
Valentines	17.50	4.00	1.00	1.00	6	420.00
St. Patrick's Day	17.50	4.00	1.00	1.00	6	420.00

ANNUAL BUDGET ESTIMATE - ALL

Amended - 2025-2026

Park District of Oak Park

FY 2024

Account			2024	2025		
			Estimate (\$)	Requested (\$)	Recommended (\$)	Approved (\$)
85-00-52-00260			14,000.00	14,355.00	14,355.00	14,355.00
CHENEY PROPERTY REPAIR						
Detail Description	Quantity	Unit Amount (\$)	Amount (\$)			
Misc Repairs	1.00	4,300.00	4,300.00			
Interior/Exterior Improvements	1.00	3,000.00	3,000.00			
HVAC Maintenance	1.00	750.00	750.00			
Air Conditioning Service Contract	1.00	950.00	950.00			
Alarm Services	1.00	680.00	680.00			
Alarm Services Repair	1.00	350.00	350.00			
Fire Alarm Service	1.00	525.00	525.00			
HVAC Contract	1.00	3,800.00	3,800.00			
85-00-52-00275			4,000.00	4,335.00	4,335.00	4,335.00
CHENEY CUSTODIAL SERVICES						
Detail Description	Quantity	Unit Amount (\$)	Amount (\$)			
Mat Services	1.00	1,800.00	1,800.00			
Pest Services	1.00	735.00	735.00			
Hood Cleaning	2.00	500.00	1,000.00			
Fire Supression Maintenance	1.00	800.00	800.00			
85-00-52-00299			2,200.00	2,591.88	1,151.88	1,151.88
CHENEY CONTRACTUAL SVC - OTHER						
Detail Description	Quantity	Unit Amount (\$)	Amount (\$)			
Floorplan software	12.00	79.00	948.00			
Monthly Spotify and Misc	12.00	16.99	203.88			
85-00-52-00650			10,583.25	11,500.00	11,500.00	11,500.00
BANK SERVICE CHARGE						

ANNUAL BUDGET ESTIMATE - ALL

Amended - 2025-2026

Park District of Oak Park

FY 2024

Account			2024	2025		
			Estimate (\$)	Requested (\$)	Recommended (\$)	Approved (\$)
85-00-52-11135			10,000.00	9,900.00	9,900.00	9,900.00
CHENEY KIDS COOKING						
Detail Description	Quantity	Unit Amount (\$)	Amount (\$)			
Contractual Chef for August Camp	11.00	600.00	6,600.00			
Contractual Chef for seasonal classes	11.00	300.00	3,300.00			
85-00-52-11155			10,000.00	12,200.00	12,200.00	12,200.00
CHENEY HOLIDAY EVENTS						
Detail Description	Quantity	Unit Amount (\$)	Amount (\$)			
BLT	1.00	500.00	500.00			
Brunch with the Grinch	2.00	850.00	1,700.00			
Brunch with the Bunny	1.00	1,200.00	1,200.00			
Sensory Sensitive Cookies with Santa	3.00	200.00	600.00			
Santa Trolley Santa	3.00	2,500.00	7,500.00			
Cookies with Santa	2.00	200.00	400.00			
Pet Photos with Santa	6.00	50.00	300.00			
85-00-52-11185			17,000.00	17,300.00	17,300.00	17,300.00
CHENEY ADULT PROGRAMS						
Detail Description	Quantity	Unit Amount (\$)	Amount (\$)			
Adult Cooking Classes	12.00	500.00	6,000.00			
Adult Tastings/crafts/social	18.00	350.00	6,300.00			
Adult Music, Dance and Comedy	10.00	500.00	5,000.00			
85-00-52-12020			4,000.00	4,200.00	4,200.00	4,200.00
CHENEY FAMILY EVENTS						
Detail Description	Quantity	Unit Amount (\$)	Amount (\$)			
Valentines Event	1.00	600.00	600.00			
Character Events	3.00	600.00	1,800.00			
Mothers Day Event	1.00	1,100.00	1,100.00			
Halloween Event	1.00	700.00	700.00			

ANNUAL BUDGET ESTIMATE - ALL

Amended - 2025-2026

Park District of Oak Park

FY 2024

Account			2024			2025		
			Estimate (\$)			Requested (\$)	Recommended (\$)	Approved (\$)
85-00-53-00301			900.00			875.00	875.00	875.00
CHENEY UNIFORMS								
Detail Description	Quantity	Unit Amount (\$)	Amount (\$)					
Staff Shirts-Cheney/PH and Special events	25.00	35.00	875.00					
85-00-53-00311			2,500.00			2,500.00	2,500.00	2,500.00
CHENEY SUPPLIES - CLEANING/HH								
Detail Description	Quantity	Unit Amount (\$)	Amount (\$)					
Building Cleaning Supplies	1.00	2,500.00	2,500.00					
85-00-53-00313			3,000.00			3,000.00	3,000.00	3,000.00
CHENEY SUPPLIES - BUILDING MATERIAL								
Detail Description	Quantity	Unit Amount (\$)	Amount (\$)					
Replacement Chairs/Tables	12.00	100.00	1,200.00					
Event Supplies-Decor	12.00	150.00	1,800.00					
85-00-53-11135			200.00			200.00	200.00	200.00
CHENEY KIDS COOKING								
Detail Description	Quantity	Unit Amount (\$)	Amount (\$)					
Kitchen Supplies	10.00	20.00	200.00					
85-00-53-11145			100.00			180.00	180.00	180.00
CHENEY ADULT COOKING								
Detail Description	Quantity	Unit Amount (\$)	Amount (\$)					
Supplies for Cooking and Baking classes	12.00	15.00	180.00					

ANNUAL BUDGET ESTIMATE - ALL

Amended - 2025-2026

Park District of Oak Park

FY 2024

Account			2024	2025		
			Estimate (\$)	Requested (\$)	Recommended (\$)	Approved (\$)
85-00-53-11155			3,240.00	3,375.00	3,375.00	3,375.00
CHENEY HOLIDAY EVENTS						
Detail Description	Quantity	Unit Amount (\$)	Amount (\$)			
Sensory Sensitive Cookies with Santa	1.00	200.00	200.00			
Little Helpers Workshop	1.00	205.00	205.00			
Breakfast, Lunch and Tea	3.00	355.00	1,065.00			
Santa Trolley	2.00	400.00	800.00			
Cookies with Santa	1.00	205.00	205.00			
Brunch with the Grinch	1.00	300.00	300.00			
Treats with the Bunny	1.00	300.00	300.00			
Brunch with the Bunny	1.00	300.00	300.00			
85-00-53-11185			4,000.00	4,275.00	4,275.00	4,275.00
CHENEY ADULT PROGRAMS						
Detail Description	Quantity	Unit Amount (\$)	Amount (\$)			
Adult Cooking Classes	9.00	15.00	135.00			
Adult Tastings	15.00	180.00	2,700.00			
Adult Dance, Music and Comedy	12.00	120.00	1,440.00			
85-00-53-12020			2,000.00	2,000.00	2,000.00	2,000.00
CHENEY FAMILY EVENTS						
Detail Description	Quantity	Unit Amount (\$)	Amount (\$)			
Misc Themed Family Event	1.00	400.00	400.00			
Character Events	3.00	300.00	900.00			
Mothers Day Event	1.00	400.00	400.00			
Valentines Event	1.00	300.00	300.00			
85-00-56-00605			2,000.00	2,000.00	2,000.00	2,000.00
CONFERENCE AND TRAINING						
Detail Description	Quantity	Unit Amount (\$)	Amount (\$)			
Coordinator Trainings	1.00	500.00	500.00			
Manager Training	1.00	1,500.00	1,500.00			

ANNUAL BUDGET ESTIMATE - ALL

Amended - 2025-2026

Park District of Oak Park

FY 2024

Account			2024	2025		
			Estimate (\$)	Requested (\$)	Recommended (\$)	Approved (\$)
85-00-56-00610			264.00	264.00	264.00	264.00
DUES AND SUBSCRIPTIONS						
Detail Description	Quantity	Unit Amount (\$)	Amount (\$)			
IPRA Membership	1.00	264.00	264.00			
85-00-56-00615			150.00	150.00	150.00	150.00
EMPLOYEE TRAVEL REIMBURSEMENT						
Detail Description	Quantity	Unit Amount (\$)	Amount (\$)			
Mileage Reimbursement	10.00	15.00	150.00			
85-00-58-00800			7,465.37	8,900.00	8,900.00	8,900.00
ELECTRICITY						
85-00-58-00810			8,246.31	8,900.00	8,900.00	8,900.00
NATURAL GAS						
85-00-58-00820						
TELECOMMUNICATIONS						
85-00-58-00830			9,686.21	7,900.00	7,900.00	7,900.00
WATER						
85-00-63-00500			53,880.00	45,891.00	45,891.00	45,891.00
EMPLOYEE HEALTH INSURANCE TRANSFER						
85-00-63-00950			100,000.00	100,000.00	100,000.00	100,000.00
Capital Projects Contribution						
Revenue						
85-21-42-14505			4,000.00	4,000.00	4,000.00	4,000.00
PH CATERING FEES						
Detail Description	Quantity	Unit Amount (\$)	Amount (\$)			
Annual Preferred Catering Fee	8.00	500.00	4,000.00			

ANNUAL BUDGET ESTIMATE - ALL

Amended - 2025-2026

Park District of Oak Park

FY 2024

Account	2024			2025	
	Estimate (\$)	Requested (\$)	Recommended (\$)	Approved (\$)	
85-21-44-14420	33,000.00	22,800.00	22,800.00	22,800.00	
PH SPECIAL RENTAL					
Detail Description	Quantity	Unit Amount (\$)	Amount (\$)		
Receptions, Memorials, Showers	19.00	1,200.00	22,800.00		
85-21-44-14430	1,500.00	2,700.00	2,700.00	2,700.00	
PH CORPORATE RENTALS					
Detail Description	Quantity	Unit Amount (\$)	Amount (\$)		
Meetings, Fundraisers, Corporate celebrations	3.00	900.00	2,700.00		
85-21-44-14440	50.00	300.00	300.00	300.00	
PH MISCELLANEOUS RENTALS					
Detail Description	Quantity	Unit Amount (\$)	Amount (\$)		
Miscellaneous Fees--Coat Check	3.00	100.00	300.00		
85-21-44-14460	33,000.00	48,600.00	48,600.00	48,600.00	
PH EVENT RENTALS					
Detail Description	Quantity	Unit Amount (\$)	Amount (\$)		
Wedding Rentals	18.00	2,700.00	48,600.00		
85-21-49-11155	14,000.00	20,625.00	20,625.00	20,625.00	
PH HOLIDAY EVENTS					
Detail Description	Quantity	Unit Amount (\$)	Amount (\$)		
Holidays Around the World	20.00	43.00	860.00		
Make Your Own Gingerbread House	25.00	128.00	3,200.00		
Father Christmas	140.00	28.00	3,920.00		
Easter Event	15.00	43.00	645.00		
Santa Trolley	240.00	25.00	6,000.00		
Charlie Brown Christmas Brunch	2.00	3,000.00	6,000.00		

ANNUAL BUDGET ESTIMATE - ALL

Amended - 2025-2026

Park District of Oak Park

FY 2024

Account			2024	2025		
			Estimate (\$)	Requested (\$)	Recommended (\$)	Approved (\$)
85-21-49-11185			15,000.00	11,400.00	11,400.00	11,400.00
PH ADULT PROGRAMS						
Detail Description	Quantity	Unit Amount (\$)	Amount (\$)			
Adult Music, Dance, Comedy	6.00	950.00	5,700.00			
Tastings/Crafts/Social Events	6.00	950.00	5,700.00			
85-21-49-12020			15,450.00	16,890.00	16,890.00	16,890.00
PH FAMILY EVENTS						
Detail Description	Quantity	Unit Amount (\$)	Amount (\$)			
Character Events/Literary Events	8.00	1,650.00	13,200.00			
Mothers Day Event	1.00	1,050.00	1,050.00			
Valentines Day Event	1.00	1,320.00	1,320.00			
St. Patricks Day Event	1.00	1,320.00	1,320.00			
Expenditure						
85-21-51-00122						
PH WAGES - PART TIME						
85-21-51-00176			21,000.00	19,590.00	22,267.58	22,267.58
PH RENTAL ATTENDANT PT						
Detail Description	Hourly Rate	Hours Per Day	Days Per Week	Number of Weeks	Employees	Amount (\$)
Part Time Event Attendants	15.00	6.00	2.00	26.00	2	9,360.00
Supervisors	19.75	6.00	2.00	26.00	2	12,324.00
Part-time Employee Paid Time Off	0.00	0.00	0.00	0.00	0	583.58

ANNUAL BUDGET ESTIMATE - ALL

Amended - 2025-2026

Park District of Oak Park

FY 2024

Account	2024		2025			
	Estimate (\$)	Requested (\$)	Recommended (\$)	Approved (\$)		
85-21-51-11155	1,500.00	4,310.26	4,384.92	4,384.92		
PH HOLIDAY EVENTS						
Detail Description	Hourly Rate	Hours Per Day	Days Per Week	Number of Weeks	Employees	Amount (\$)
Holidays Around the World	17.50	5.00	1.00	1.00	5	437.50
Make Your Own Gingerbread House	17.50	7.00	1.00	1.00	4	490.00
Part-time Employee Paid Time Off	0.00	0.00	0.00	0.00	0	114.92
Father Christmas	17.50	5.00	1.00	1.00	4	350.00
Easter Event	17.50	5.00	1.00	1.00	3	262.50
Santa Trolley	17.50	8.00	1.00	2.00	8	2,240.00
Charlie Brown Christmas Brunch	17.50	7.00	1.00	1.00	4	490.00
85-21-51-12020	3,500.00	3,223.20	3,234.78	3,234.78		
PH FAMILY EVENTS						
Detail Description	Hourly Rate	Hours Per Day	Days Per Week	Number of Weeks	Employees	Amount (\$)
Part-time Employee Paid Time Off	0.00	0.00	0.00	0.00	0	84.78
Character/Literary Event	17.50	5.00	1.00	6.00	4	2,100.00
Mother's Day Event	17.50	5.00	1.00	1.00	4	350.00
Valentines Day Event	17.50	5.00	1.00	1.00	4	350.00
St. Patricks Day Event	17.50	5.00	1.00	1.00	4	350.00
85-21-52-00299				180.00	180.00	180.00
PH CONTRACTUAL SVC - OTHER						
Detail Description	Quantity	Unit Amount (\$)	Amount (\$)			
Monthly Services at Pleasant Home	9.00	20.00	180.00			
85-21-52-00650	6,534.55	4,200.00	4,200.00	4,200.00		
PH BANK SERVICE CHARGE						

ANNUAL BUDGET ESTIMATE - ALL

Amended - 2025-2026

Park District of Oak Park

FY 2024

Account	2024			2025	
	Estimate (\$)	Requested (\$)	Recommended (\$)	Approved (\$)	
85-21-52-11155	9,000.00	14,250.00	14,250.00	14,250.00	
PH HOLIDAY EVENTS					
Detail Description	Quantity	Unit Amount (\$)	Amount (\$)		
Father Christmas	3.00	200.00	600.00		
Makie Your Own Gingerbread House	2.00	300.00	600.00		
Holidays Around the World	1.00	350.00	350.00		
Easter Event	1.00	400.00	400.00		
Charlie Brown Christmas Brunch	1.00	4,800.00	4,800.00		
Santa Trolley	3.00	2,500.00	7,500.00		
85-21-52-11185	10,000.00	8,400.00	8,400.00	8,400.00	
PH ADULT PROGRAMS					
Detail Description	Quantity	Unit Amount (\$)	Amount (\$)		
Tastings, Crafts;Social Events	6.00	700.00	4,200.00		
Adult Music, Comedy, Tastings	6.00	700.00	4,200.00		
85-21-52-12020	6,200.00	8,900.00	8,900.00	8,900.00	
PH FAMILY EVENTS					
Detail Description	Quantity	Unit Amount (\$)	Amount (\$)		
Character events/Literary Events	8.00	900.00	7,200.00		
Mothers Day Event	1.00	600.00	600.00		
Valentines Day Event	1.00	400.00	400.00		
St Patrick's Day Event	1.00	700.00	700.00		
85-21-53-00311	1,000.00	1,260.00	1,260.00	1,260.00	
PH SUPPLIES - CLEANING/HH					
Detail Description	Quantity	Unit Amount (\$)	Amount (\$)		
Household Cleaning Supplies	12.00	105.00	1,260.00		

ANNUAL BUDGET ESTIMATE - ALL

Amended - 2025-2026

Park District of Oak Park

FY 2024

Account			2024	2025		
			Estimate (\$)	Requested (\$)	Recommended (\$)	Approved (\$)
85-21-53-00313			1,240.00	1,240.00	1,240.00	1,240.00
PH SUPPLIES - BUILDING MATERIALS						
Detail Description	Quantity	Unit Amount (\$)	Amount (\$)			
Misc Supplies	1.00	600.00	600.00			
Resin Replacment chairs	10.00	34.00	340.00			
Replacement Tables	2.00	150.00	300.00			
85-21-53-11155			1,260.00	2,160.00	2,160.00	2,160.00
PH HOLIDAY EVENTS						
Detail Description	Quantity	Unit Amount (\$)	Amount (\$)			
Santa Trolley	2.00	300.00	600.00			
Charlie Brown Christmas Event	1.00	300.00	300.00			
Holidays Around the World	1.00	310.00	310.00			
Father Christmas	1.00	250.00	250.00			
Make Your Own Gingerbread House	1.00	500.00	500.00			
Easter Event Supplies	1.00	200.00	200.00			
85-21-53-11185			2,500.00	2,400.00	2,400.00	2,400.00
PH ADULT PROGRAMS						
Detail Description	Quantity	Unit Amount (\$)	Amount (\$)			
Tastings, Crafts,Social Events	6.00	300.00	1,800.00			
Music, Comedy, Tastings	6.00	100.00	600.00			
85-21-53-12020			3,000.00	3,000.00	3,000.00	3,000.00
PH FAMILY EVENTS						
Detail Description	Quantity	Unit Amount (\$)	Amount (\$)			
St. Patricks Day	1.00	150.00	150.00			
Character Events/Literary Events	8.00	300.00	2,400.00			
Mothers Day Event	1.00	300.00	300.00			
Valentines	1.00	150.00	150.00			

ANNUAL BUDGET ESTIMATE - ALL
Amended - 2025-2026

Park District of Oak Park
FY 2024

Account	2024	2025		
	Estimate (\$)	Requested (\$)	Recommended (\$)	Approved (\$)
Total Revenue	\$492,875.00	\$512,031.00	\$513,855.00	\$513,855.00
Total Expenditure	\$529,969.69	\$539,246.52	\$547,387.94	\$547,387.94
Net	-\$37,094.69	-\$27,215.52	-\$33,532.94	-\$33,532.94
Report Total Revenue	\$492,875.00	\$512,031.00	\$513,855.00	\$513,855.00
Report Total Expenditure	\$529,969.69	\$539,246.52	\$547,387.94	\$547,387.94
Report Total Net	-\$37,094.69	-\$27,215.52	-\$33,532.94	-\$33,532.94

Glossary

ADA - Americans with Disabilities Act, legislation that defines basic accessibility standards for facilities, programs and informational material.

AED – Automated external defibrillators or portable defibrillators, which operate automatically to restore heartbeat, are now located at most District facilities.

Amilia – The Registration system used by the Park District of Oak Park.

Annual Budget – A plan proposed by the Park District Board of Commissioners on a yearly basis for raising and expending monies for the parks and recreational interests of the community.

Appropriation - A legal authorization to incur obligations and to make expenditures for specific purposes.

Assets – Resources owned or held which have monetary value.

Audit – A review of the District’s finances for the previous year. In Illinois, the audit must be conducted annually by a Registered Certified Public Accounting Firm.

Balanced Budget – A budget where revenues are equal to or greater than expenditures.

Board of Commissioners – Independent board of five individuals elected at large by the residents of Oak Park, IL.

Bond – A long-term monetary obligation. It is a promise to repay a specified amount of money (the face value of the bond) on a particular date (the maturity date). Bonds are primarily used to finance capital projects or acquire property.

Capital Improvements – Expenditure related to the acquisition, expansion, or rehabilitation of the District’s infrastructure.

Capital Improvement Plan (CIP) - A plan for capital outlay to be incurred each year over a fixed number of years to meet capital needs arising from our long term needs.

Capital Projects – Major construction, acquisition, or renovation activities which add value to physical assets or significantly increase their useful lives.

Carry Over Capital Projects – Capital projects that were appropriated in previous years and which the Board and staff believe are important enough to continue in the new fiscal year.

Collective Bargaining Agreement – A legal contract between the employer and a verified representative of a bargaining unit for specific terms and conditions of employment (e.g. hours, working conditions, salary, fringe benefits, and matters affecting the health and safety of employees). The District has a Collective Bargaining Agreement in place with SEIU local 173 covering April 1, 2020 through April 1, 2024.

Committee of the Whole – Board of Commissioners Committee consisting of all Board members and presided over by the Board President. No action may be taken at Committee of the Whole Meetings.

Cardiopulmonary Resuscitation (CPR) - Consists of mouth-to-mouth respiration and chest compression and allows oxygenated blood to circulate to vital organs such as the brain and heart.

Certified Park and Recreation Professional (CPRP) - A designation that may be used by professionals that have a bachelor's degree or higher, have worked in parks and recreation for a defined period of time, and have successfully passed an examination administered by the NRPA.

Consumer Price Index (CPI) – An economic gauge to measure the pace of inflation. The CPI measures the acceleration of the price of a fixed basket of goods and services.

Debt Service – The cost of paying principal and interest on borrowed money according to a predetermined payment schedule.

Distinguished Budget Presentation Award Program – A voluntary awards program administered by the Government Finance Officers Association to encourage governments to prepare effective budget documents.

Ellis and Associates – A program of lifeguard training and evaluation to assure pool patron safety.

Encumbrance – The commitment of appropriated funds to purchase an item or service. To encumber funds means to set aside or commit funds for a specified future expenditure.

Equalized Assessed Valuation (EAV) – The value of property which results from the multiplication of the assessed value of a property by an equalization factor provided by the Illinois Department of Commerce and Community Affairs to make all properties in Illinois equal to one-third (33%) of their market values.

Expenditure – The payment of cash on the transfer of property or services for the purpose of acquiring an asset, service, supplies and materials, or settling a loss.

Federal Insurance Contributions Act (FICA) – A U.S. law that mandates a payroll tax on the paychecks of employees as well as matching contributions from employers. The collected monies fund the Social Security and Medicare programs.

Fixed Assets – Resources which have long lives and which have a monetary value. Examples are buildings, land, furniture, equipment and infrastructure.

Full Time Equivalent - A part-time position converted to the decimal equivalent of a full-time position based on 2,080 hours per year. For example, a part-time typist working for 20 hours per week would be the equivalent to 0.5 of a full-time position.

Full Time Employee – This designation represents any employee who is scheduled to regularly work more than or equal to 37.5 hours per week.

Fund - A fiscal entity with revenues and expenses, which are segregated for the purpose of carrying out a specific purpose or activity.

Fund Balance - The excess of the assets of a fund over its liabilities.

Generally Accepted Accounting Principles (GAAP) - Uniform minimum standards for financial accounting and recording, encompassing the conventions, rules, and procedures that define accepted accounting principles.

General Fund - General operating fund of the District. It is used to account for all financial resources except those required to be accounted for in another fund. The terms 'General Fund' and 'Corporate Fund' are used interchangeably in this document.

Government Accounting Standards Board (GASB) – An organization responsible for providing guidance to governmental agencies to ensure consistent and proper accounting in the preparation of financial statements.

Government Finance Officers Association (GFOA) – An organization dedicated to supporting government finance professionals in the United States and Canada.

HVAC (Heating, Ventilation, Air Conditioning) – An acronym used to reflect anything relating to temperature control within the District’s facilities.

Illinois Association of Park Districts (IAPD) – A statewide organization of park districts that ensures the quality of life through education, research and advocacy.

Illinois Department of Natural Resources (IDNR) – A government agency in Illinois that provides grant funds to the Park District of Oak Park.

Illinois Municipal Retirement Fund (IMRF) – Retirement Fund for all District employees. Both the employer and employees pay into this defined benefit plan.

Illinois Parks and Recreation Association (IPRA) – A statewide organization of park and recreation professions that advocates for the lifetime benefits of parks, recreation and conservation.

Indirect Cost- A cost necessary for the functioning of the organization as a whole, but which cannot be directly assigned to one service, such as FICA or Pension.

Infrastructure - Physical assets such as streets, water mains, and public buildings.

Interfund Transfers - The movement of monies between funds.

ISI – Ice Skating Institute.

Levy - The imposition of taxes for the benefit of various governmental services.

Levy Ordinance - An annual legal document that sets the amount of funds to be raised and calculates the tax rate necessary to collect this amount.

Levy Rate - The percentage to be applied to the Assessed Value to get the amount necessary to meet the Levy Ordinance requirements.

Liability - Debt or other legal obligations arising out of transactions in the past which must be paid or renewed at some future date.

Modified Accrual Accounting – This basis of accounting recognizes an economic transaction or event as revenue in the operating statement when the revenues are both measurable and available to liquidate liabilities of the current period. Expenditures are generally recognized when an event or transaction is expected to draw on current expendable resources.

National Parks and Recreation Association (NRPA) – An organization of citizen boards and professionals interested in the parks and recreation operations in the United States.

Operating Budget - The District’s fiscal year financial plan for proposed expenditures and necessary revenues to fund our needs.

Operating Revenue - Funds that we receive as income to pay for ongoing operations. It includes such items as taxes, fees from specific services, interest earnings, and grant revenues. Operating revenues are used to pay for day-to-day services.

Operating Expenses - The cost for personnel, materials, and equipment required for a department to function.

Organizational Chart - The operational structure of a district showing departments and programming areas.

Park District Risk Management Agency (PDRMA) – An association of 149 park districts that pool resources in order to maximize the safe working and playing conditions of the parks while managing the risks inherent in recreational activities.

Part-time employee – This designation represents any employee scheduled to regularly work less than 37.5 hours per week.

Pay-as-you-go Basis - A term used to describe a financial policy by which capital outlays are financed from current revenues rather than through borrowing.

Personal Computers (PCs) - The desktop and laptop computers maintained by the District.

Policy - A plan or course of action.

Program – An offering provided to the public for recreational activities, for example, cooking classes or summer camps.

Punch list – A list of usually minor tasks to be reviewed before the end of a contract to ensure all contract specifications have been met.

Reserve - An account used either to set aside budgeted revenues that are not required for expenditure in the current budget year or to earmark revenues for a specific future purpose.

Revenue - Sources of income financing our operations.

Run Rate – The percentage of program offerings that meet minimum enrollment numbers.

SmartFusion – The financial software used by the Park District of Oak Park.

Special Revenue Funds - Funds from revenue sources that are legally restricted to expenditures for specific purposes. They may not be used for general operating expenses.

Sponsorship Plan - A plan prepared for the Park District showing the value of advertising or sponsoring programs, activities or events.

Tax Increment Financing (TIF) – A tool allowing future gains in taxes to be used to finance the current improvements that will create those gains. When a public project such as a road, school, or hazardous waste cleanup is carried out, there is an increase in the value of the surrounding real estate, and often new investment (e.g a new or rehabilitated building). The Village of Oak Park uses TIF Districts for this purpose and the District, as an Agency within the TIF, receives some of the benefits of this funding.

Tax Levy - The total amount of funds to be raised by property taxes. The Park District Board passes a Tax Levy Ordinance each year.

Tax Levy Rate - The resultant product of the tax rate per one hundred dollars and the tax base.

Unencumbered Balance - The amount of an appropriation that is neither expended nor encumbered. It is essentially the amount of money available for future purposes.

Unreserved Fund Balance - The portion of a fund's balance that is not restricted to a specific purpose and is available for general appropriation.

User Charges - The payment of a fee for direct receipt of a public service by the party who benefits from the service.

Voice over internet protocol (VoIP) – telephone services using internet and local fiber optic cable.

West Suburban Special Recreation Association – A local organization dedicated to serving the recreation needs of individuals with special needs.