

# 2021 Parks Report Card

Greg Stopka, Strategy and Innovation Manager





# WHY GRADE OUR PARKS?



**DEMONSTRATE  
PROGRESS**



**DETERMINE  
EFFECTIVENESS**



**COMMUNICATE  
PRIORITIES**



**COMPARE PRESENT TO PAST  
AND FUTURE PERFORMANCE**



**DIRECTION TO  
ALLOCATE RESOURCES**



**TRANSPARENCY AND  
ACCOUNTABILITY**

# OUR GREATEST ASSET

- 2019 Community Attitude and Interest Survey, 92% respondents visited a park or facility



## HOW DO WE USE THIS INFO?

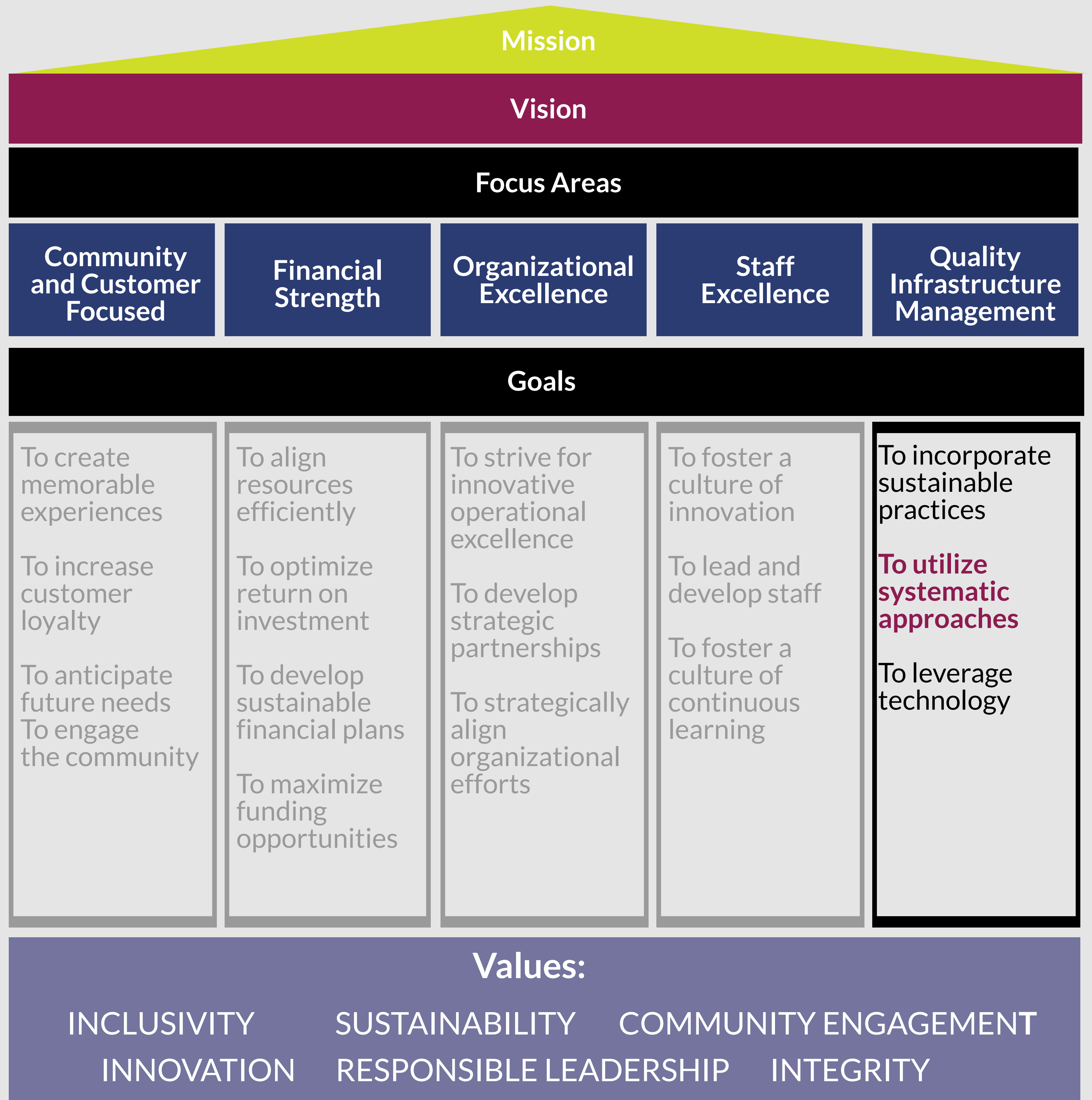
- Key metric in the Strategic Plan
- Guides CIP, plans, standards and procedures
- Staff meet annually to identify trends and actions for improvement

## BOARD UPDATES

- The Board receives an annual update



# 2019-2021 STRATEGIC PLAN AT-A- GLANCE

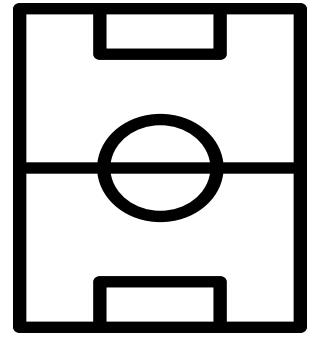





---

## FEATURES EVALUATED


---




### Athletic Fields



### Playgrounds



### Seating Area






---

**FEATURES  
EVALUATED**


---




**Path and Sidewalks  
and Parking Lots**



**Bathrooms**

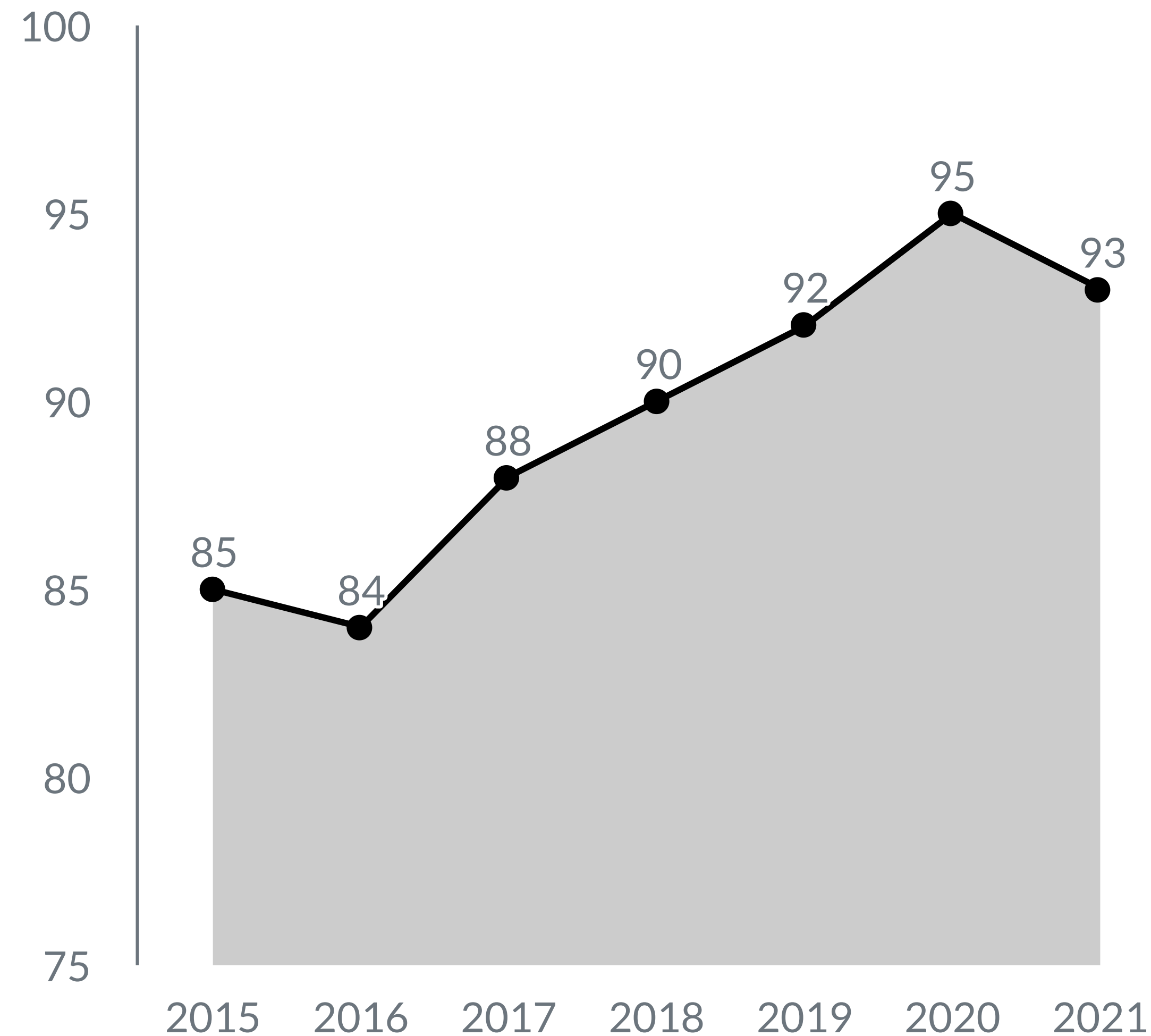


**Drinking Fountains**





## OVERALL SCORES



The Park District defines the measurement as the average score of all parks, on a scale of 0 to 100, from the Park District's Park Report Card from the current year, indicating quality and maintenance of the park system. This measure is only for Park District park spaces. There is a separate report card for facilities (see Appendix B for park scores).



## FEATURE SCORES

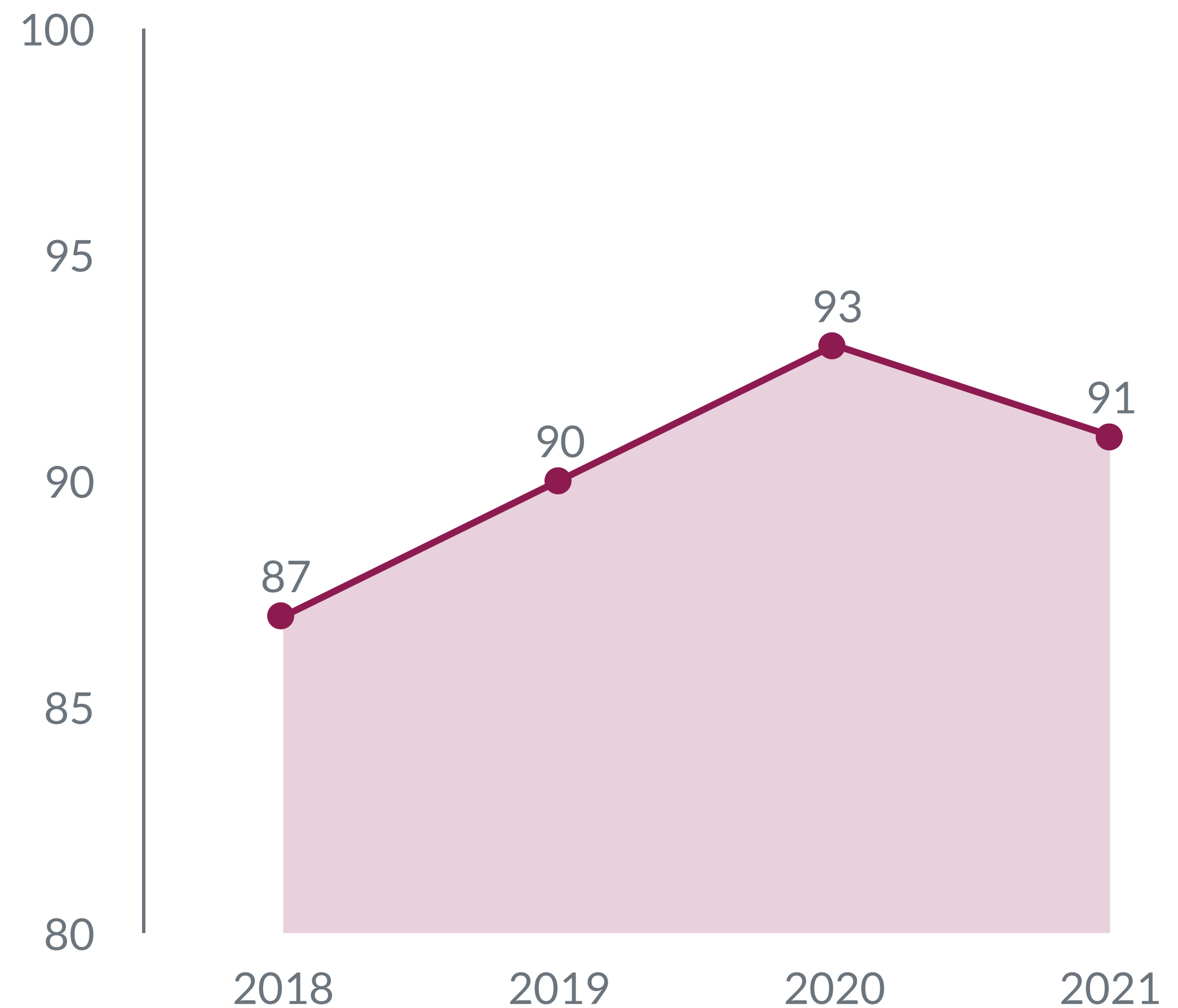
### What does the data say?

- Path and Sidewalks were down 2% (93 to 91). The biggest drop was at Maple (92 to 78).

### What is driving the score(s)?

- The drop was due to fencing damage, tree weeds, natural debris, and large amounts of litter.

## Path and Sidewalks





## FEATURE SCORES

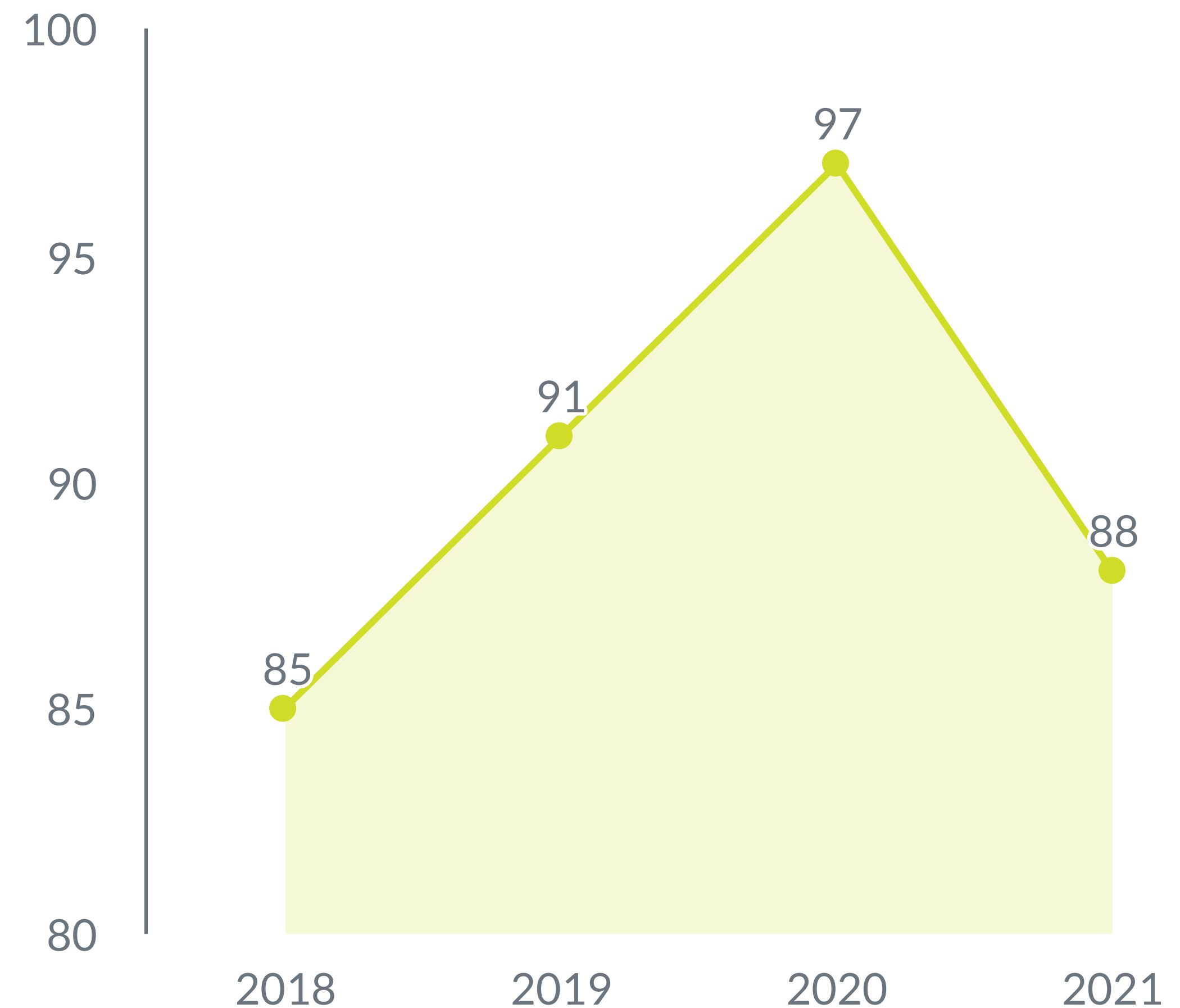
### What does the data say?

- Greenspaces were down 9% (97 to 88).  
The biggest drop was at Maple (100 to 79).

### What is driving the score(s)?

- The drop was due to dead grass, empty tree pits, and a large amount of litter.

## Greenspaces





## FEATURE SCORES

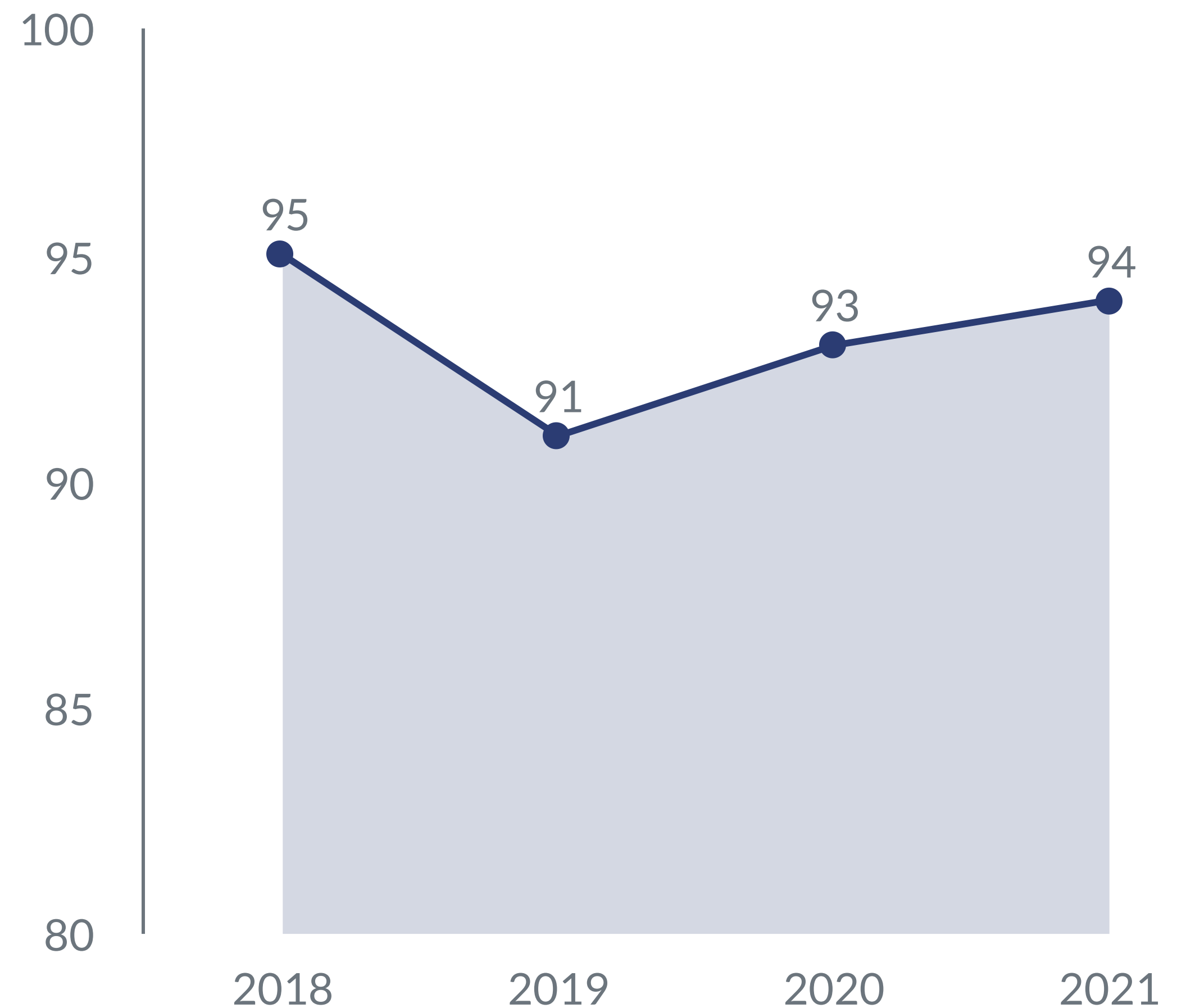
### What does the data say?

- Bathrooms were up 1% (93 to 94). The biggest increases were at Austin Gardens (75 to 97) and Fox (81 to 95).

### What is driving the score(s)?

- *Austin Gardens*: The increase was due to the bathroom not being available in 2020.
- *Fox*: The increase was due to improvements in cleanliness and fixing broken equipment.

## Bathrooms





## FEATURE SCORES

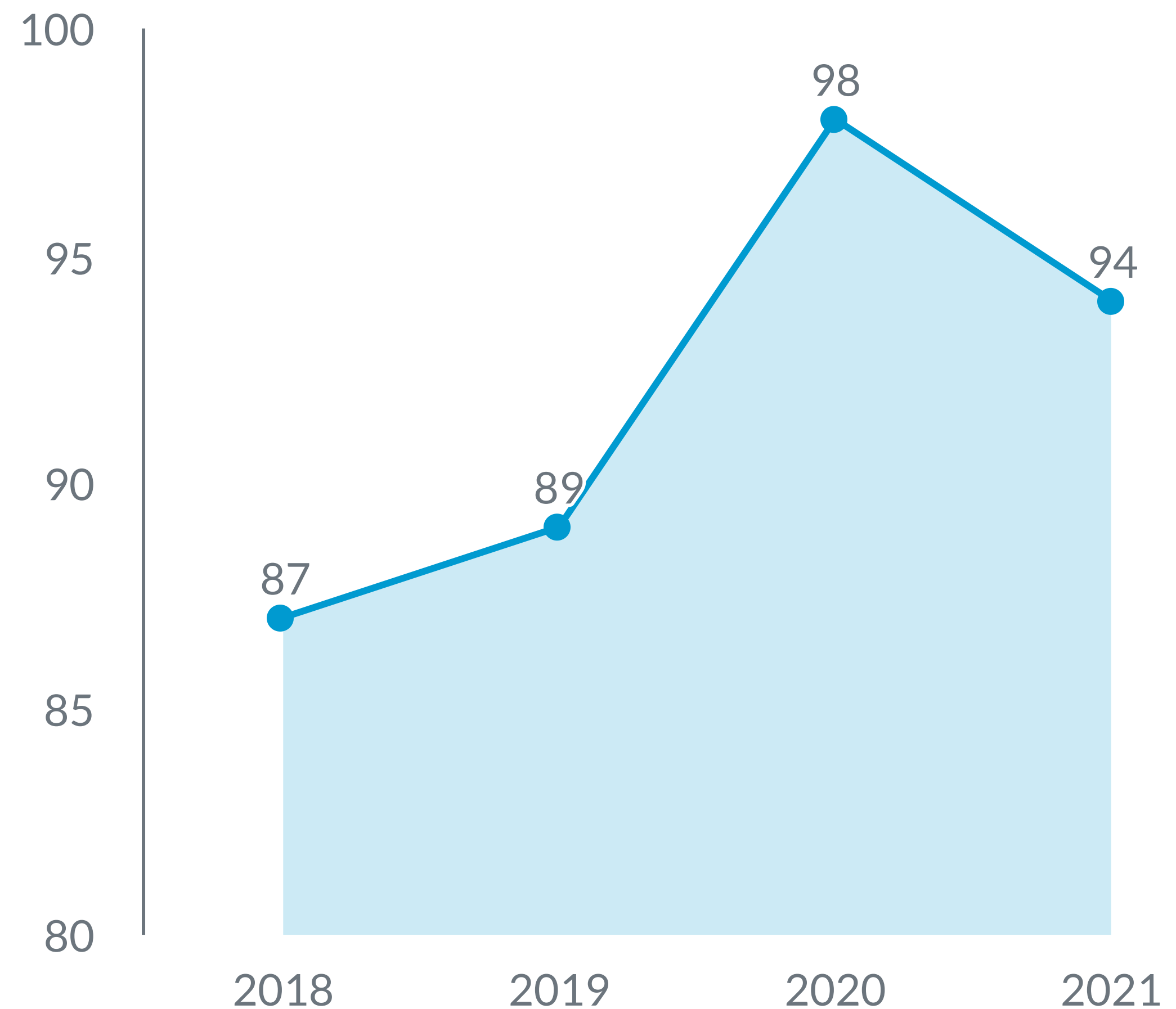
### What does the data say?

- Playgrounds were down 4% (98 to 94). The biggest drops were at Lindberg (98 to 86), Longfellow (98 to 89), and Barrie (99 to 90).

### What is driving the score(s)?

- *Lindberg*: The drop was due to holes in the surface and debris on equipment.
- *Longfellow*: The drop was due to worn equipment and migrated sand on the splash pad.
- *Barrie*: The drop was due to migrated sand, paint and graffiti on seating, surface cracks, worn out equipment, missing bolts, and peeling paint.

## Playgrounds





## FEATURE SCORES

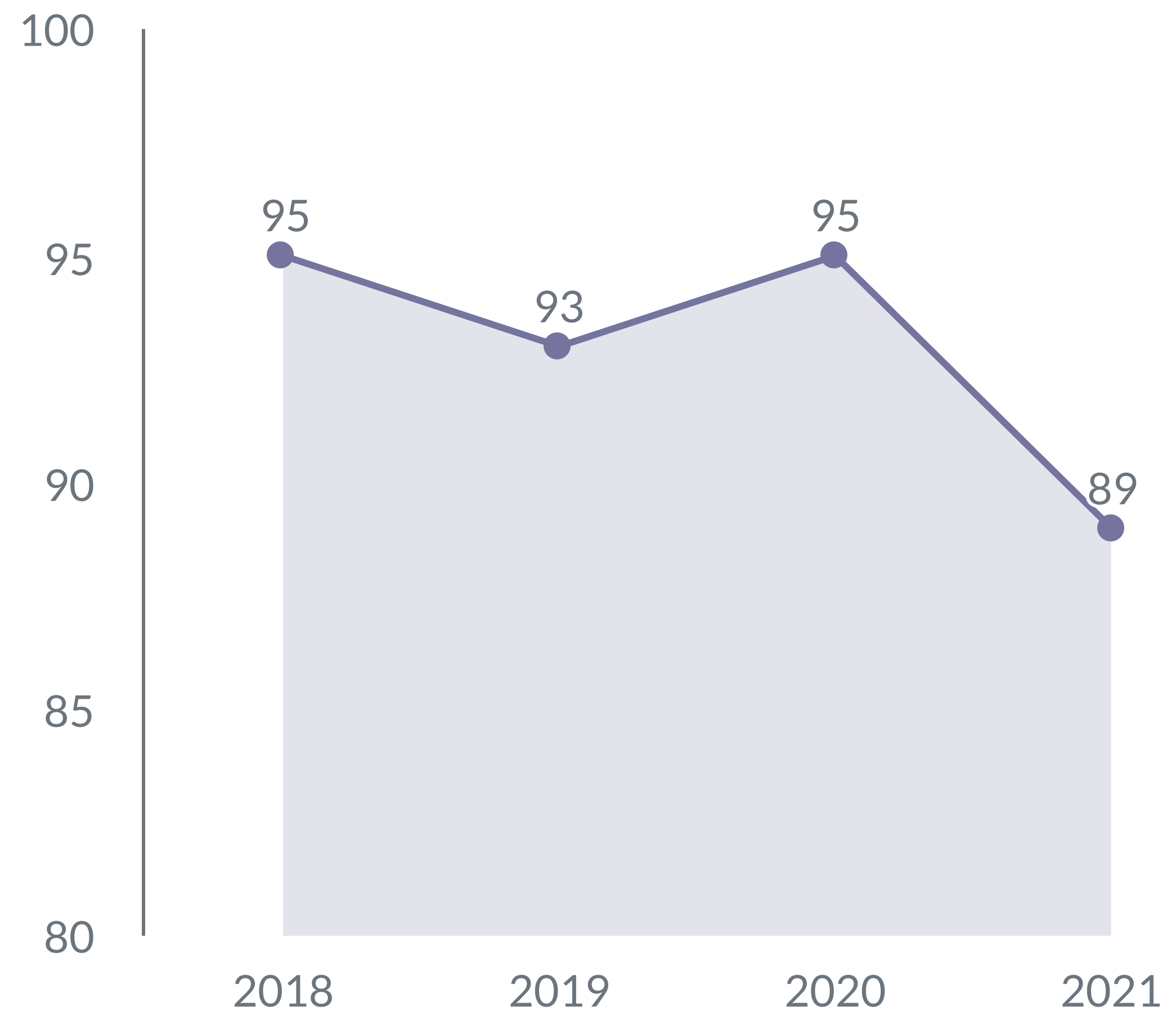
### What does the data say?

- Sitting Areas were down 6% (95 to 89). The biggest drops were seen at Lindberg (87 to 76), Field (99 to 78), Taylor (92 to 78), and Austin (98 to 86).

### What is driving the score(s)?

- *Lindberg*: The drop was due to paint and tape at the gazebo.
- *Field*: The drop was due to litter, tape, and paint at the gazebo.
- *Taylor*: The drop was due to paint and tape at the gazebo.
- *Austin Gardens*: The drop was due to a broken seat/bench.

## Sitting Areas





## FEATURE SCORES

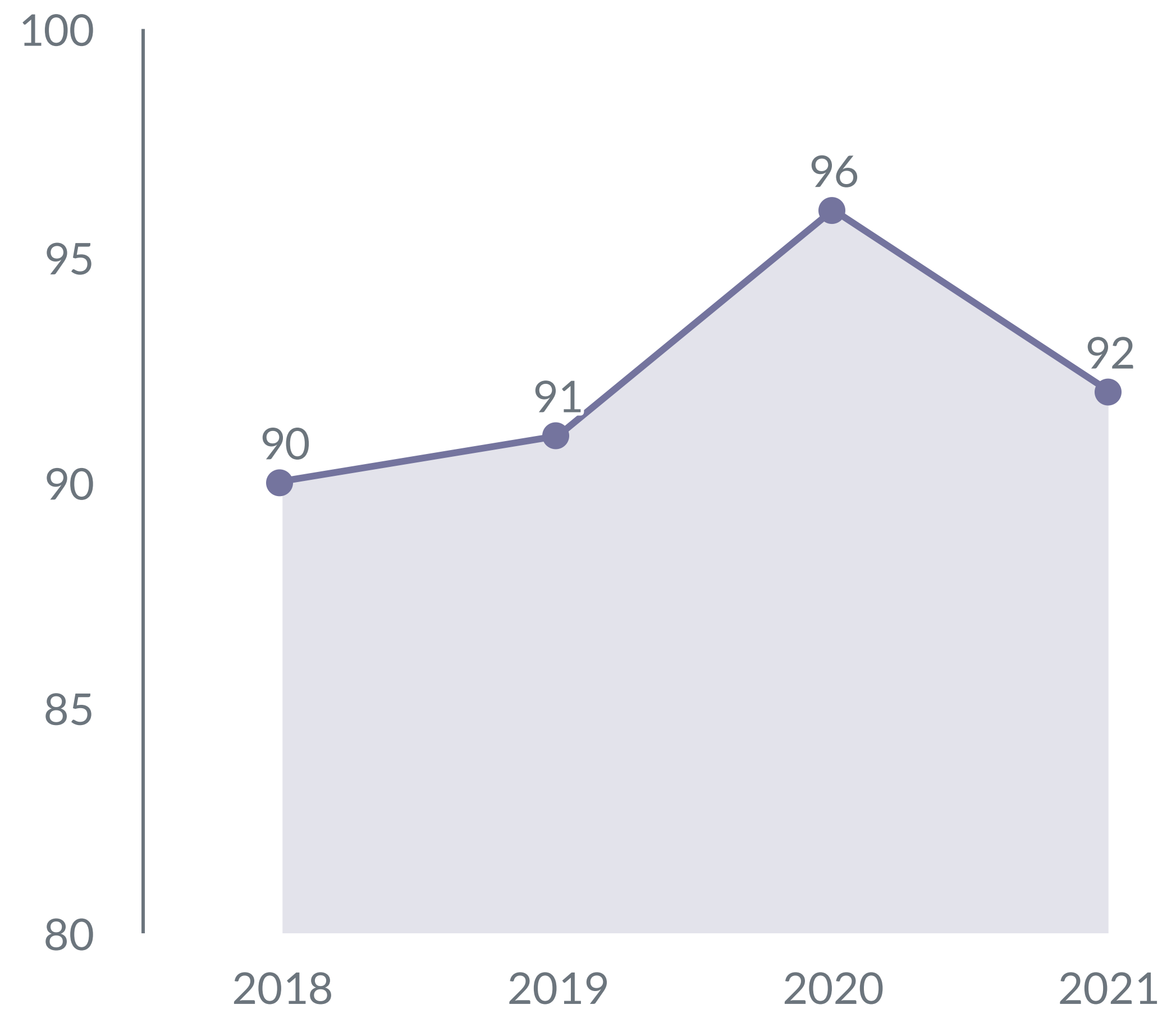
### What does the data say?

- Athletic Spaces were down 4% (96 to 92). The biggest drops were seen at Taylor (96 to 86) and Carroll (98 to 92).

### What is driving the score(s)?

- *Taylor*: The drop was due to worn tennis court surfaces and net damage.
- *Carroll*: The drop was due to dead grass, migrated sand, and stickers/paint.

## Athletic Spaces





## FEATURE SCORES

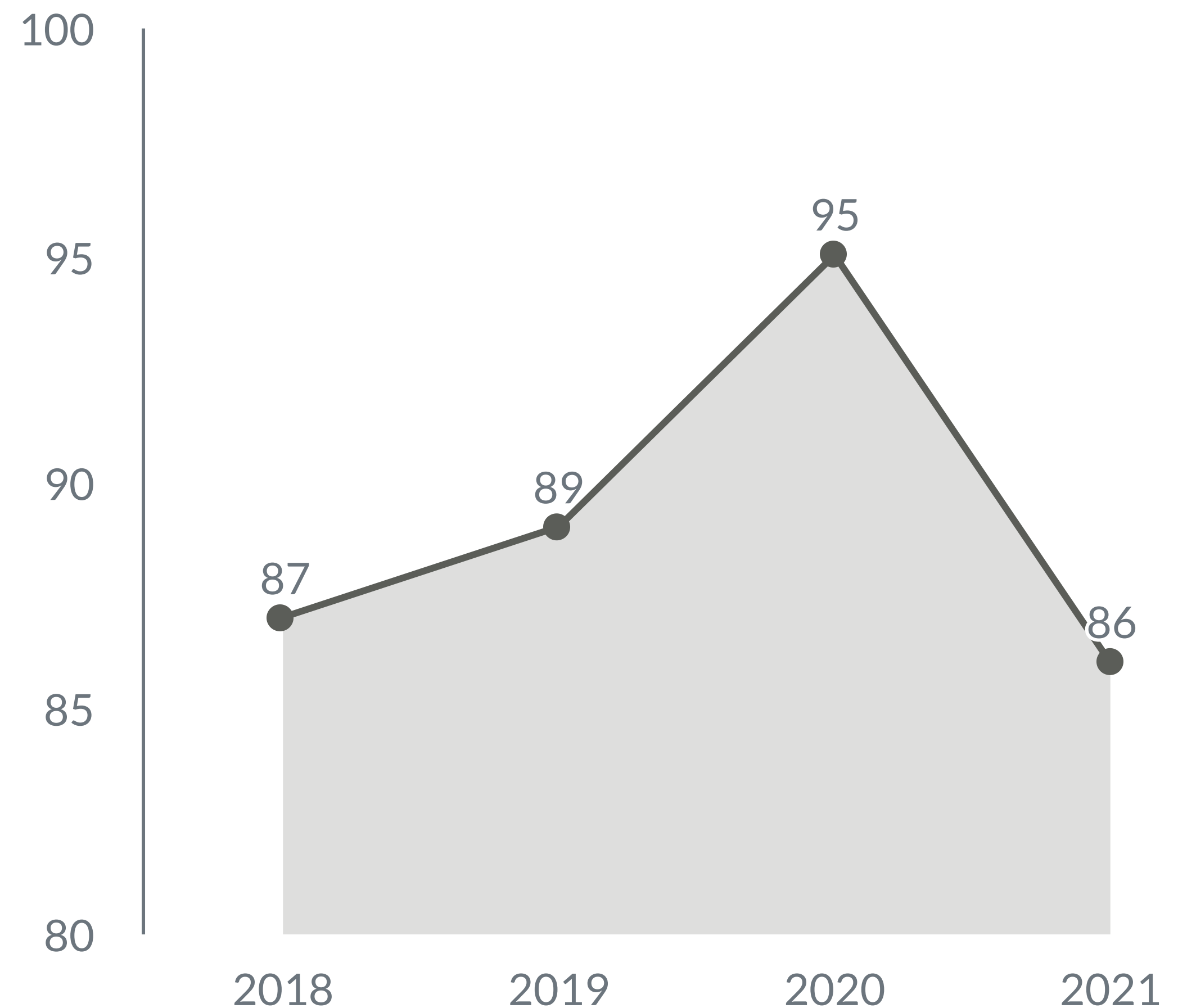
### What does the data say?

- Parking Lots were down 9% (95 to 86). The biggest drops were seen at Rehm (92 to 84) and RCRC (100 to 88).

### What is driving the score(s)?

- *Rehm*: The drop was due to faded lines and cracks.
- *RCRC*: The drop was due to faded lines and cracks.

## Parking Lots

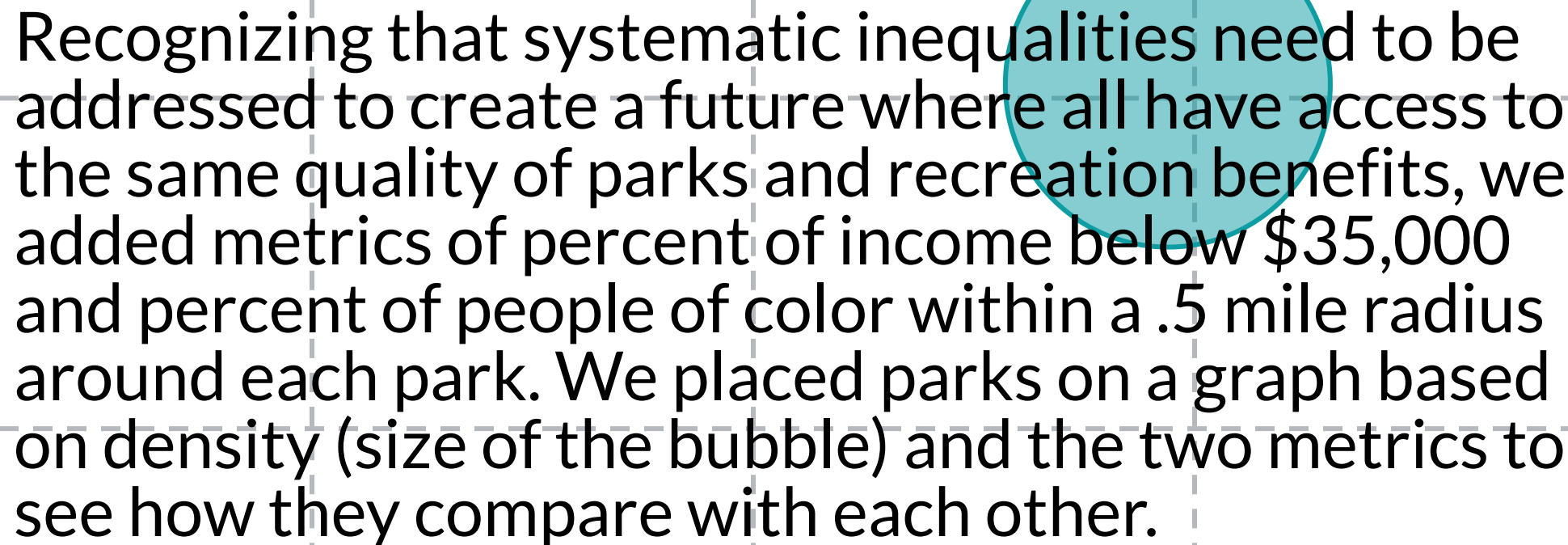


























# APPENDIX A: EQUITY MAPS



# ECONOMIC AND RACIAL EQUITY

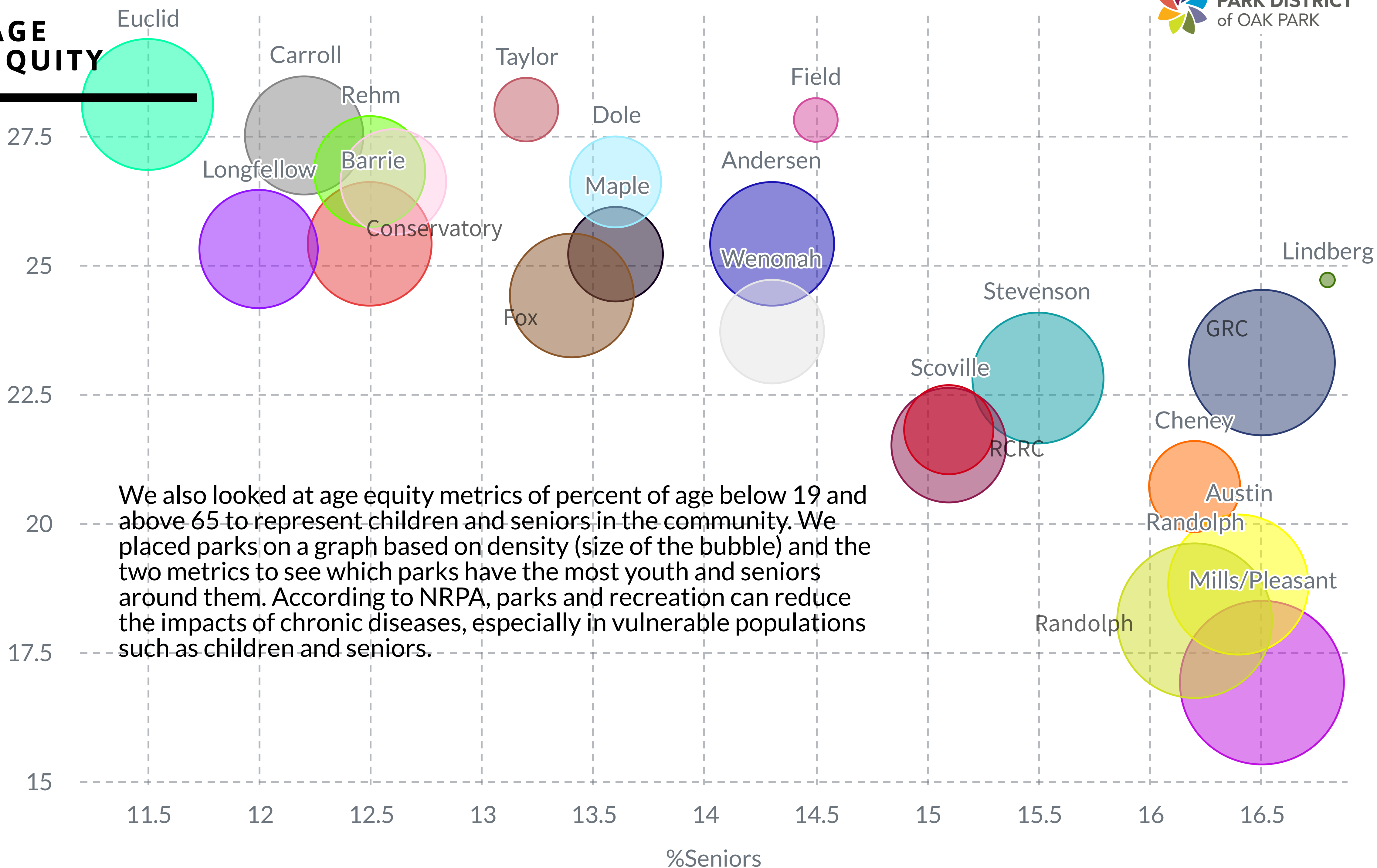


-  Stevenson
  Andersen
  Mills/Pleasant
  Euclid
  Austin
  Randolph
  Scoville
  Maple
  Barrie
-  Carroll
  RCRC
  Longfellow
  Lindberg
  Fox
  Cheney
  Field
  Wenonah
  Rehm
  Taylor
  Dole
-  Conservatory
  GRC



# AGE EQUITY

%Youth



- Stevenson Andersen Mills/Pleasant Euclid Austin Randolph Scoville Maple Barrie
- Carroll RCRC Longfellow Lindberg Fox Cheney Field Wenonah Rehm Taylor
- Conservatory Dole GRC



# APPENDIX B: PARKS SCORES



# PARKS SCORES

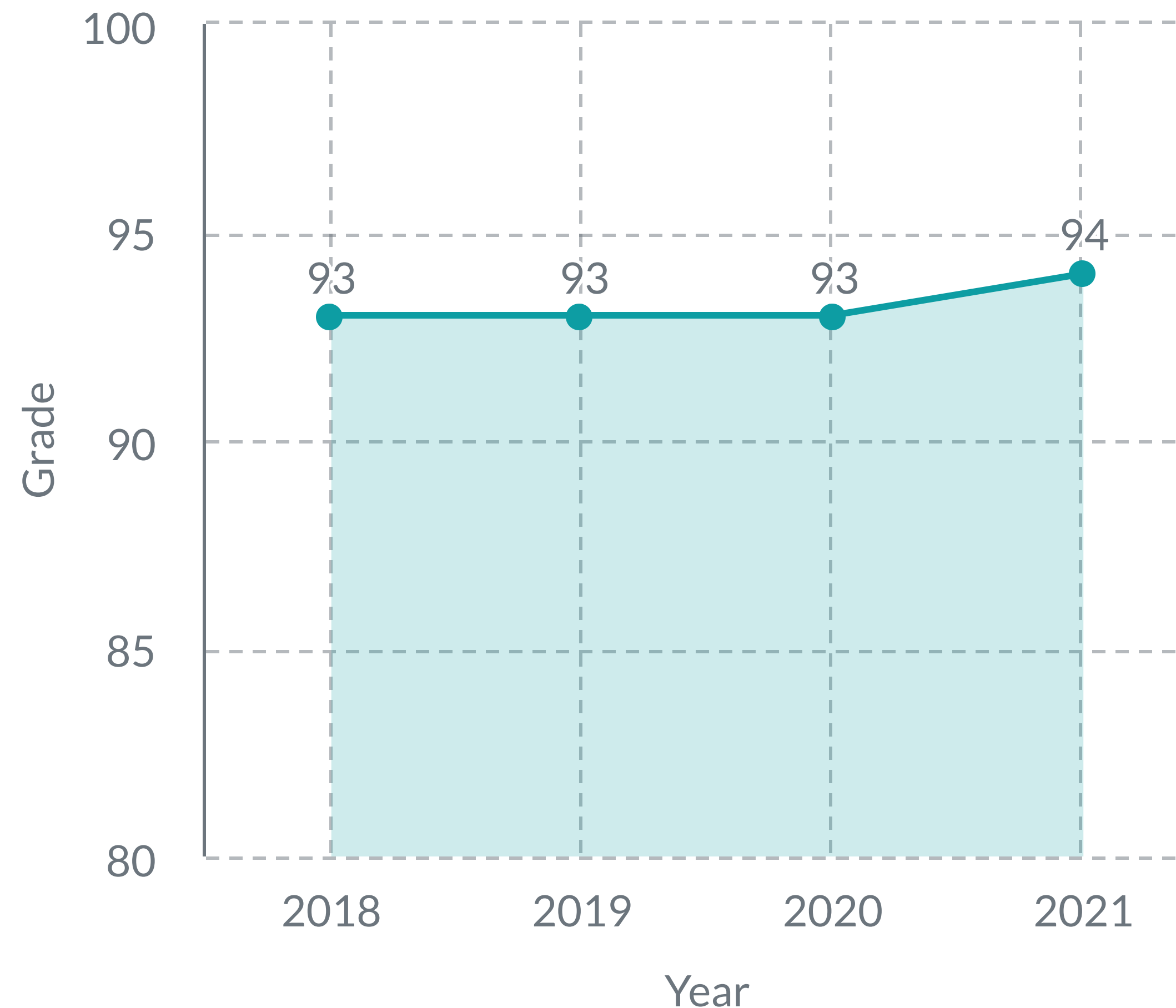
## Major Issues

### Athletic Spaces:

- *Soccer Field*: Brown patches, holes in the field, and poor trimming around trees and plaques

**Playgrounds:** Trimmed branches left behind and really tall weeds by the fence

## Andersen Park



### What does the data say?

- Andersen Park saw a 1% increase (93 to 94) driven by a 3% improvement in its Path and Sidewalks and Bathrooms.

## Minor Issues

### Athletic Spaces:

- *Soccer Field*: Empty tree pit, and bare spots

**Bathrooms:** Toilet caulk separating, dirty vent, and grime on wall

### Path and Sidewalks:

- *Exterior*: Missing dome cap on fence, cracks, weeds plastic rings on fence, dirty signage, and etching on sidewalk
- *Interior*: Uneven cracks

**Playgrounds:** Broken fence posts, sticker residue, and woodchips on playground

**Sitting Areas:** Level cracks, gunk on sidewalk and paint on seating



# PARKS SCORES

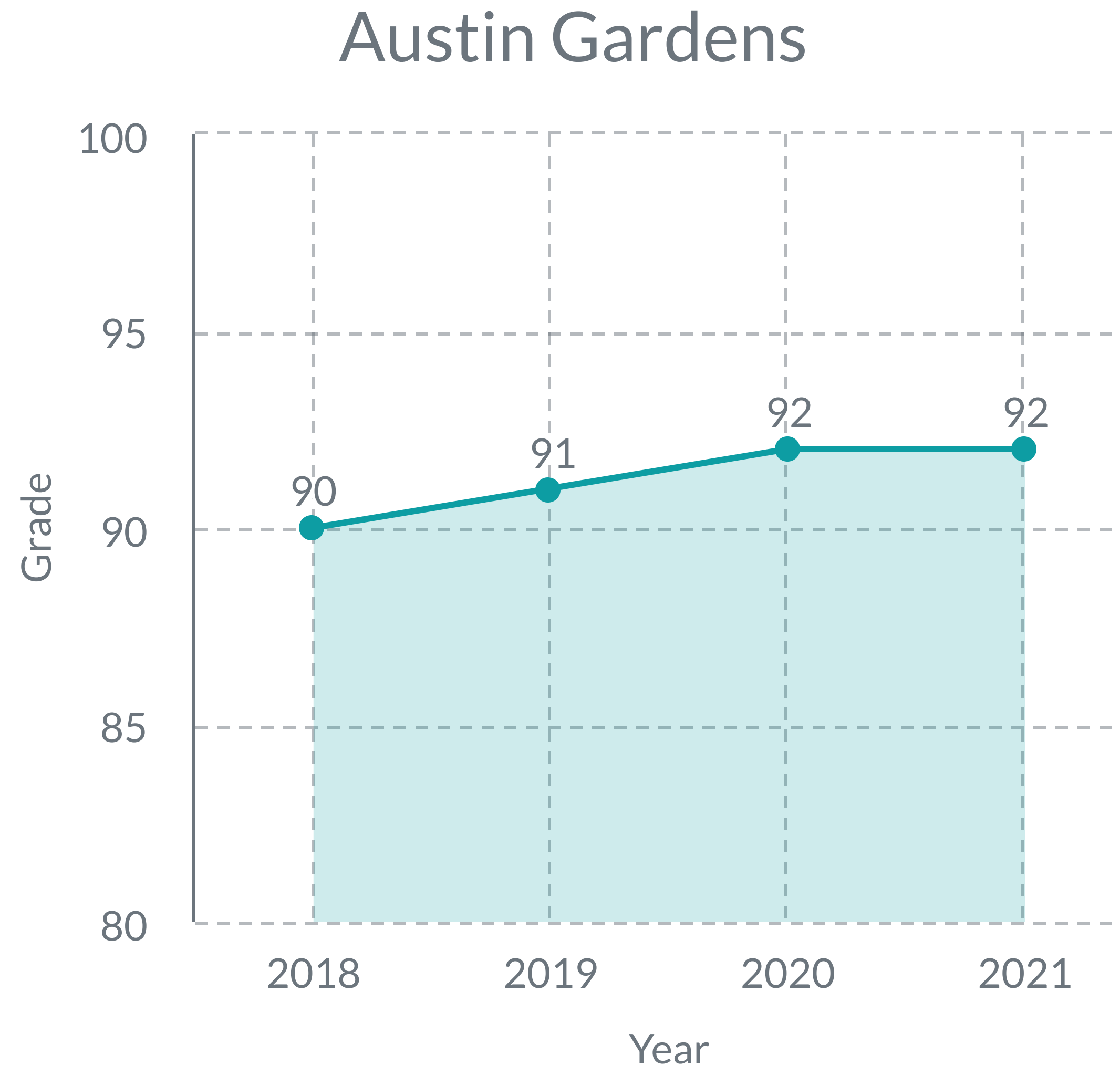
## Major Issues

**Greenspaces:** Major bare spots from theater

## **Path and Sidewalks:**

- *Exterior:* Graffiti and image on fence; footprints in cement
- *Interior:* Paint/graffiti on bench, smiling face on sign

**Sitting Areas:** Broken, crumbling seat/leg and grime on table



## Minor Issues

**Bathrooms:** Missing tiles and tape and grime

**Greenspaces:** Litter

## **Path and Sidewalks:**

- *Exterior:* Poop on fence, wood damage on fence
- *Gravel:* Empty planters and weeds in plant bed, sticker on sign
- *Interior:* Empty tree pit, cracks, litter, and dirty sign
- *Dirt:* Limbs in the plant bed and litter

**Sitting Areas:** Weeds

## **What does the data say?**

- Austin Gardens received the same score (92) in 2021 and 2020.



# PARKS SCORES

## Major Issues

### Athletic Spaces:

- *Sledding Hill*: Graffiti on pad/fence, sticker on post, railing damaged and rusty, and pad torn
- *Pickle Ball Court*: Litter, leaf debris, cracks, and worn surface
- *Basketball Court*: Worn surface
- *Diamond*: Sand in dugout and grime on storage container

**Bathrooms:** Dirty toilet seat, grime on wall, and stickers

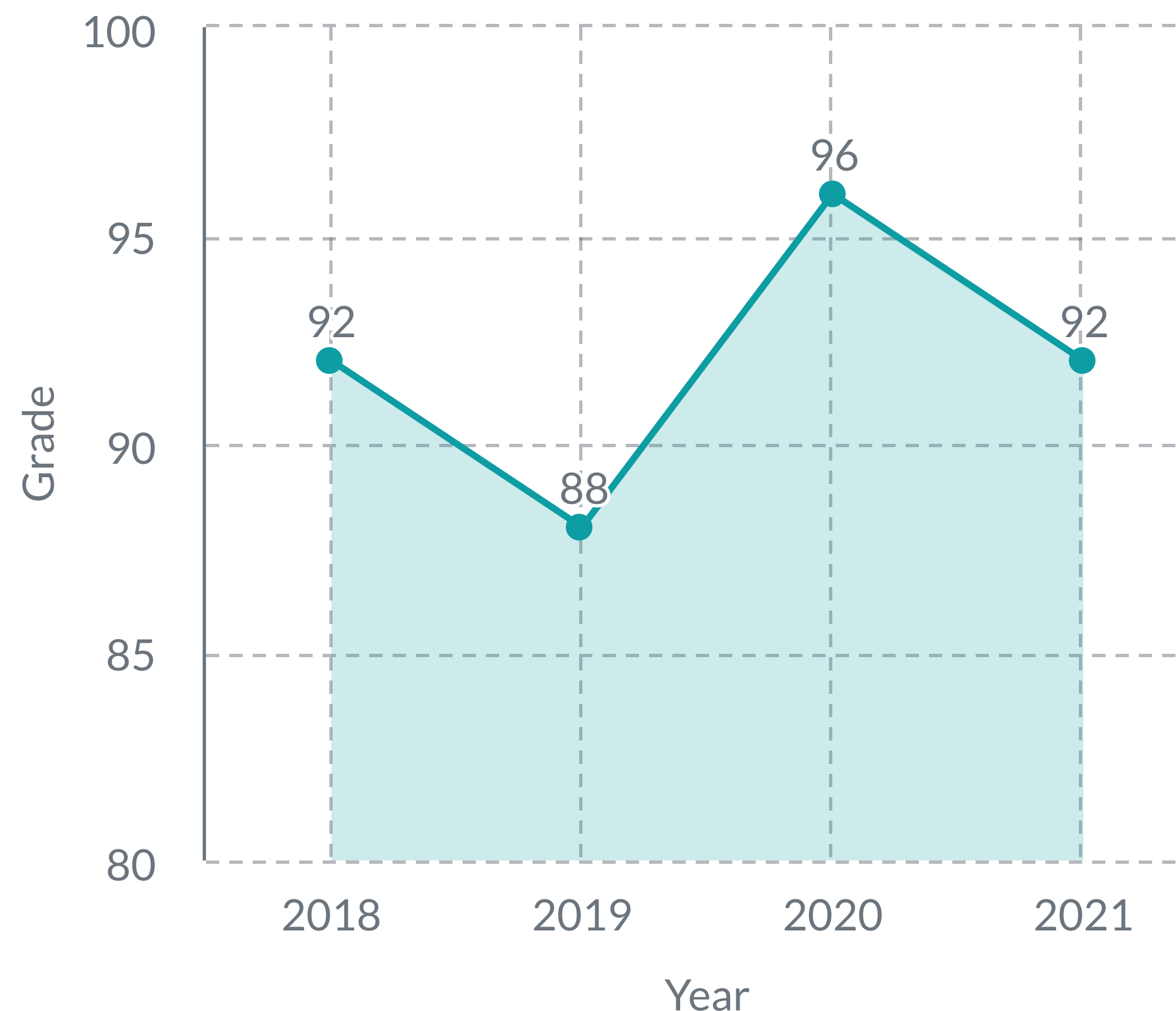
### Path and Sidewalks:

- *Exterior*: Dead trees, damage to cement around rail/stone risers missing, desired lines, bare spots, and large cracks

**Sitting Areas:** Tall weeds

**Playgrounds:** Migrated sand, paint/graffiti on seating, surface cracks, worn out equipment, missing bolts, and peeling paint

## Barrie Park



### What does the data say?

- Barrie is down 4% (96 to 92) driven by a drop in Path and Sidewalks (93 to 87), Playgrounds (99 to 90), Athletic Spaces (96 to 91), and Sitting Areas (95 to 88).

## Minor Issues

### Athletic Spaces:

- *Sledding Hill*: Fence post rusty and missing caps, and caution tape
- *Diamond*: Paint on bench
- *Soccer Field*: Bare spots and litter

**Bathrooms:** Mold around sink and grime on floor

### Path and Sidewalks:

- *Exterior*: Sticker residue on board, spray paint on sign, and bird poop on bench
- *Interior*: Weeds, migrated side, and sticky substance on bench

**Playgrounds:** Bird poop on fence

**Sitting Areas:** Worn bench, big puddle by door, and etching on bench



# PARKS SCORES

## Major Issues

### Path and Sidewalks:

Migrated sand on sidewalk and large amount of grime through out

**Greenspaces:** Behind the school, large amount of algae, siding is very long, dead grass, and downed fencing and rust. By the community center, grass isn't growing or dead and large weeds

### Athletic Spaces:

- *Diamond:* Dead grass

## Minor Issues

**Path and Sidewalks:** peeling fence, weeds in plant bed, level cracks, and litter

### Sitting Areas:

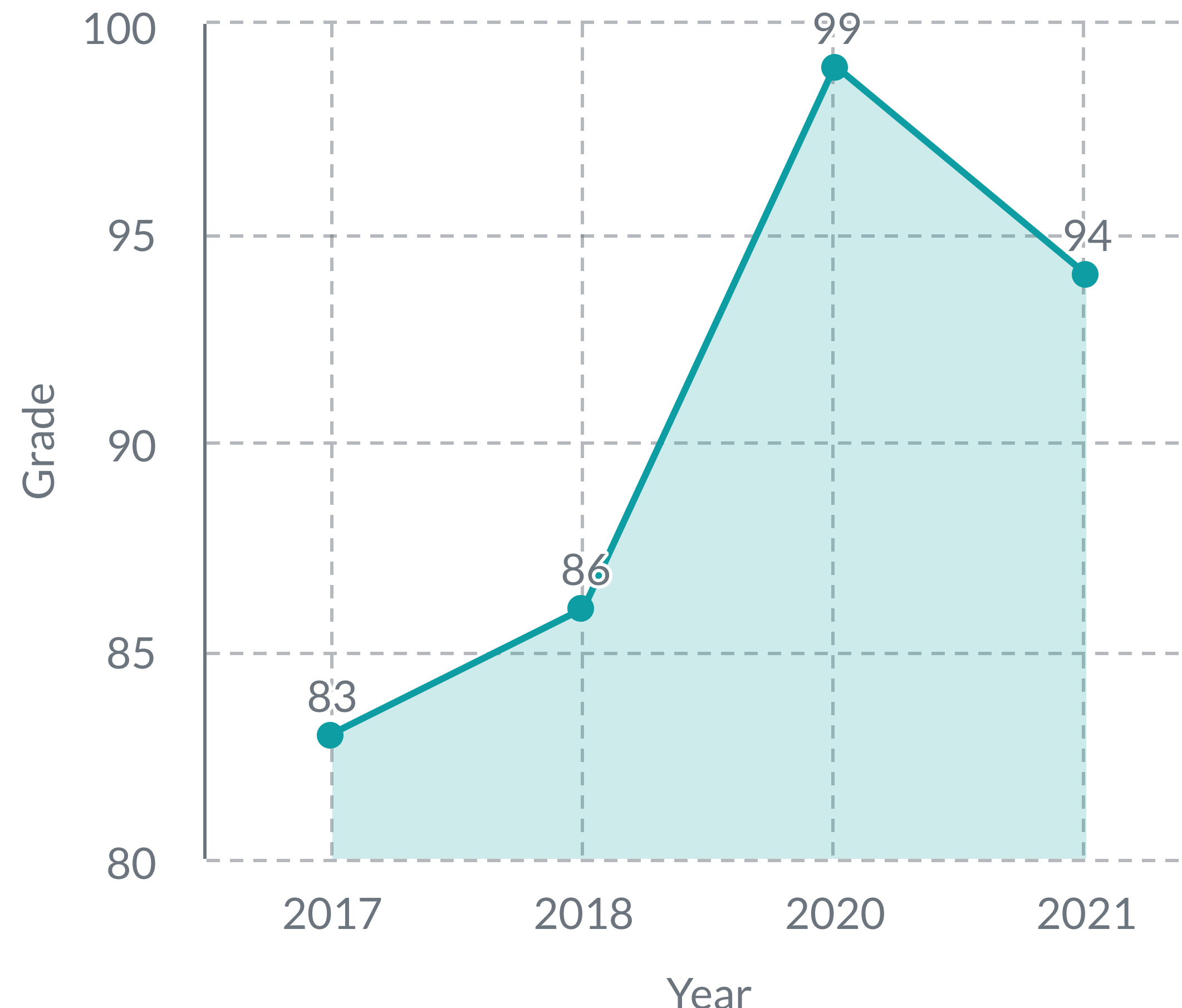
- *Flagpole:* Grime on garbage can, markers, and large crack in sculpture,
- *Rocks:* Bare spots and sculpture

**Bathrooms:** Grime/dirt on soap dispenser

### Athletic Spaces:

- *Diamond:* Migrated sand on bleachers and floor and blue paint/stickers on fence

## Carroll Park



\*Carroll was under construction in 2019\*

## What does the data say?

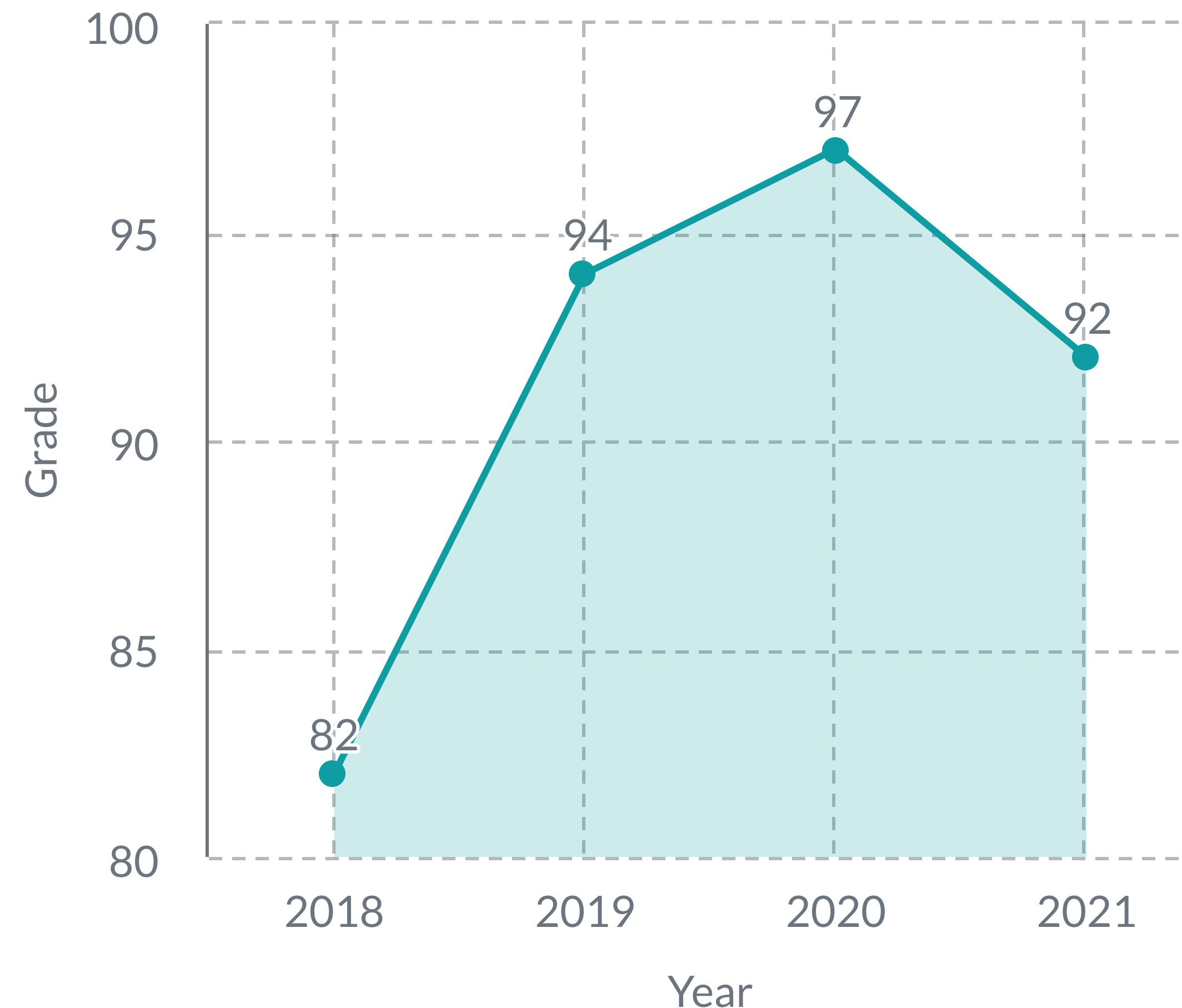
- Carroll is down 5% (99 to 94) driven by a drop in Athletic Spaces (98 to 92), Greenspaces (98 to 87), and Path and Sidewalks (99 to 94).

## Cheney Mansion

### Major Issues

#### **Path and Sidewalks:**

- *Pond:* Sticker residue and graffiti
- *Exterior:* Rust forming on fence, damage to brick holding fence together
- *Main:* Sidewalk, bricks chipping, and back stairs concrete separating



### Minor Issues

#### **Path and Sidewalks:**

- *Exterior:* Concrete post damage, gap on sidewalk, and bird poop on signage

**Greenspaces:** Bare spot and ground cover growth under bench and litter

### **What does the data say?**

- Cheney is down 5% (97 to 92) driven by a drop in Greenspaces (100 to 96) and Path and Sidewalks (93 to 88).



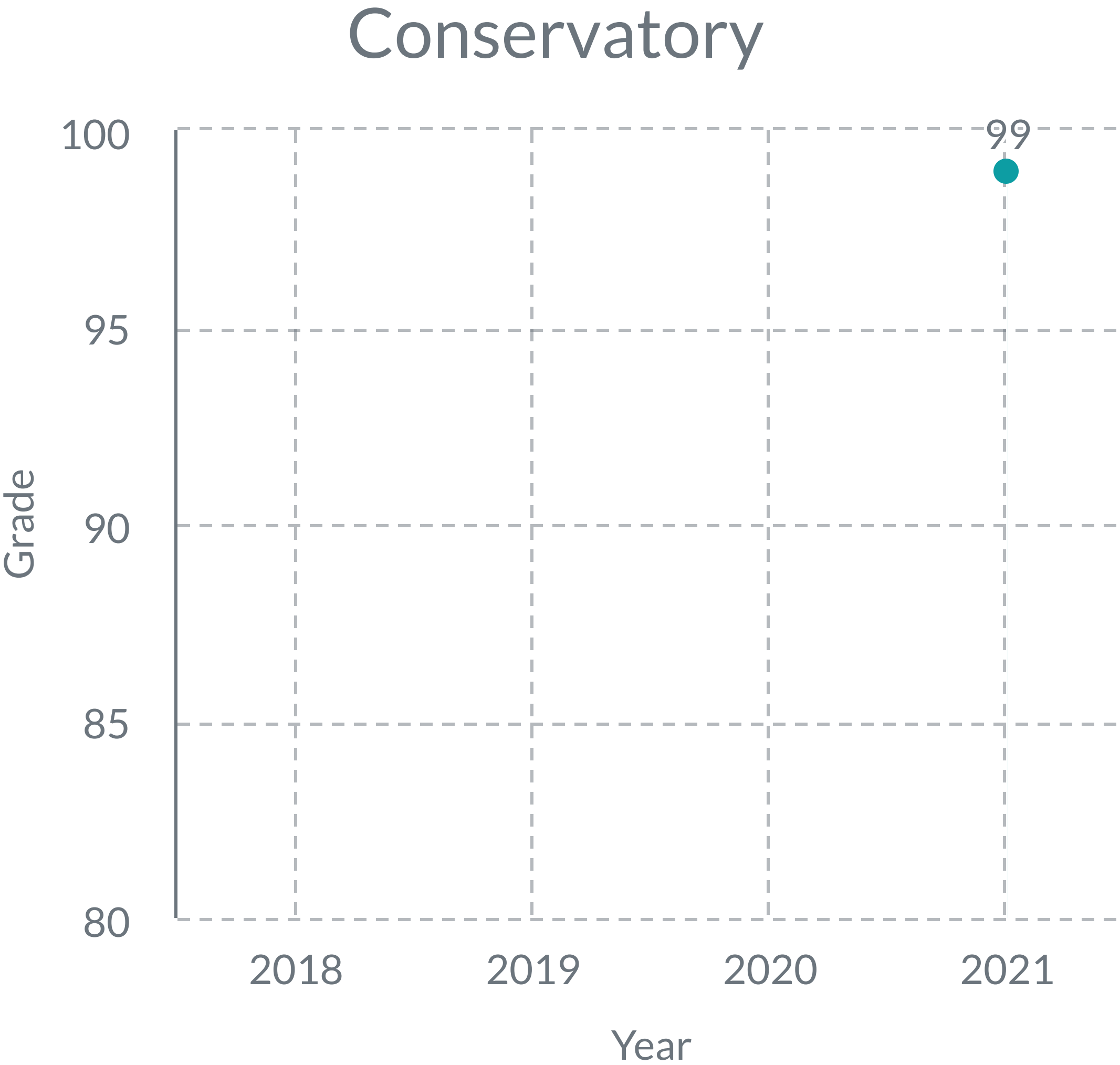
Major Issues

**Playgrounds:** Over grown bushes on walkway

Minor Issues

**Playgrounds:** Large weeds in the landscaping

**Sitting Areas:** Tape residue on fence



**What does the data say?**

- Conservatory received a 99. This is the first year Conservatory was included in the Parks Report Card.

# PARKS SCORES

## Euclid Square

### Major Issues

#### **Athletic Spaces:**

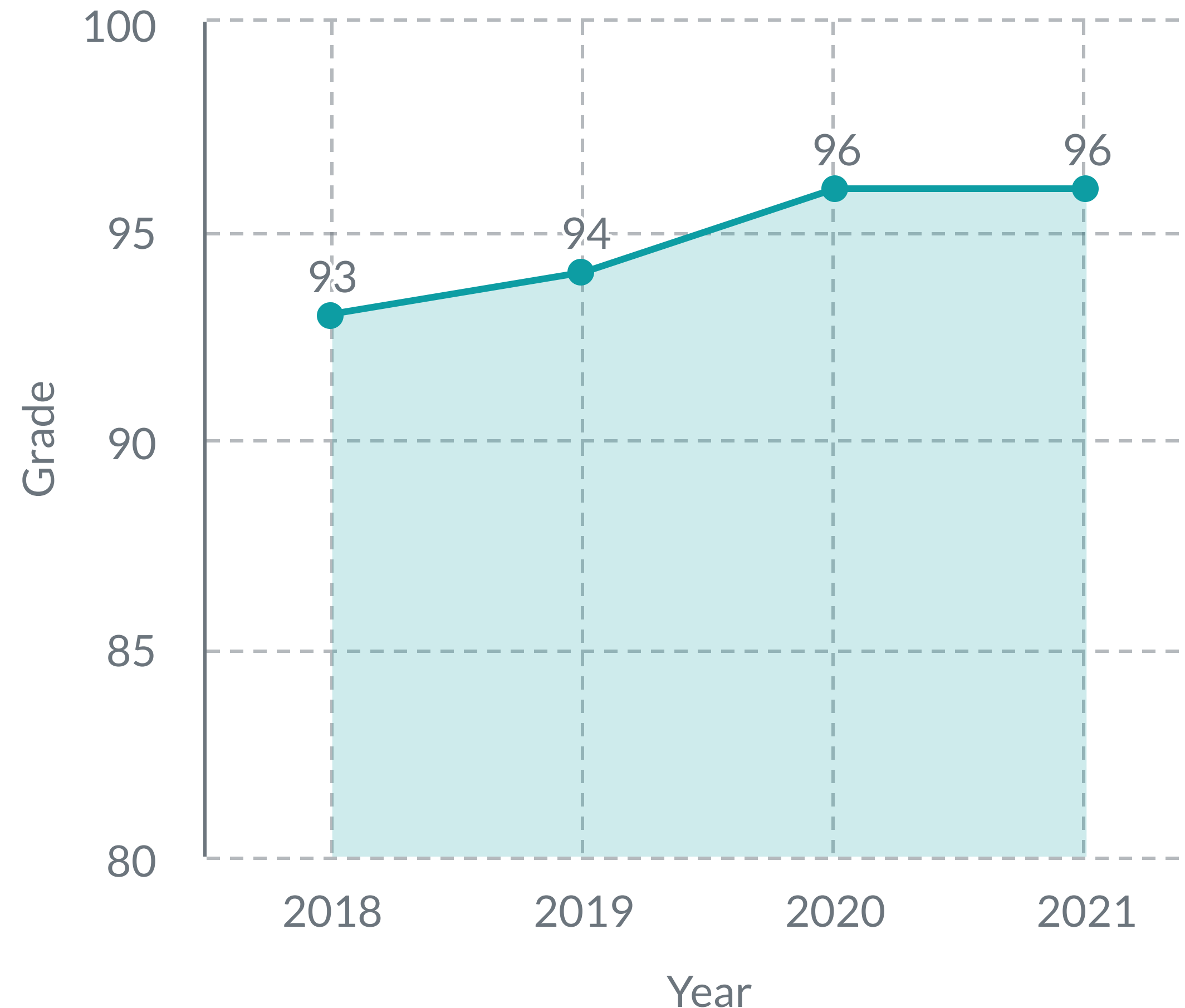
- *Diamond*: Large amount of paint peeling on fence, and etching (bleachers), and graffiti on storage container
- *Tennis*: Level cracks and tall weeds

#### **Path and Sidewalks:**

- *Main*: Large amount of stickiness on garbage can

**Playgrounds:** grime on surface and woodchips/leaves on playground

**Sitting Areas:** Litter



### Minor Issues

#### **Athletic Spaces:**

- *Tennis*: Litter, and migrated pine needs/acorns and bird poop

#### **Path and Sidewalks:**

- *Exterior*: Empty tree pit, litter, and bird poop and etching on bench
- *Main*: Worn or bare spots and light post graffiti

**Playgrounds:** Litter and a bunch of stickers on equipment

**Sitting Areas:** Pine needles and leaves

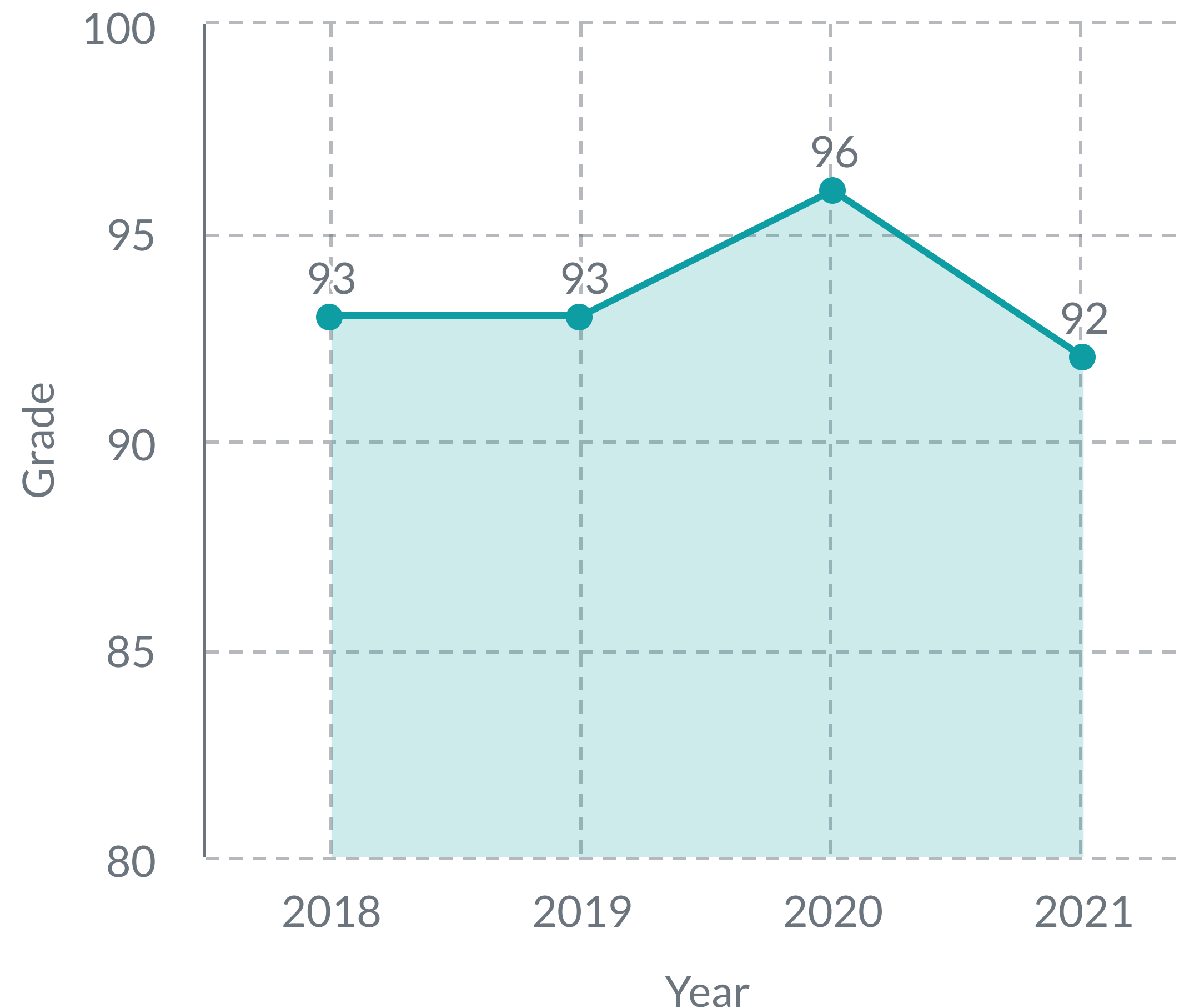
### **What does the data say?**

- Euclid Square received the same score (96) in 2021 and 2020.



# PARKS SCORES

## Field Park



### Major Issues

#### **Athletic Spaces:**

- *Bocce Ball*: Divots in surface
- *Diamond*: Migrated sand and graffiti on fence and storage container

#### **Path and Sidewalks:**

- *Main*: Paint on sidewalk and graffiti on storage container

**Playgrounds:** Grime on swing set and graffiti on bench

**Sitting Areas:** Litter and grime on tables

### Minor Issues

#### **Athletic Spaces:**

- *Diamonds*: Fence buckling/peeling, litter, and equipment out
- *Field*: Worn/dry spots by net

**Bathrooms:** Caulking is separating and grime on vents

**Drinking Fountains:** Algae in dog bowl

#### **Path and Sidewalks:**

- *Exterior*: Litter and wiring in grass
- *Main*: Uneven sidewalk, dirty signage

**Greenspaces:** Tree root tripping hazard and worn/bare spots

**Playgrounds:** Chipped paint on two locations and gunk on garbage can

**Sitting Areas:** Tape on posts and paint on table

### **What does the data say?**

- Field Park is down 4% (96 to 92) driven by a drop in Sitting Areas (99 to 78).

# PARKS SCORES

## Major Issues

### Athletic Spaces:

- *Diamond*: Trash and sand by the bench

**Bathrooms:** Rust and grime on soap dispenser

**Drinking Fountains:** Gunk in drain

### Path and Sidewalks:

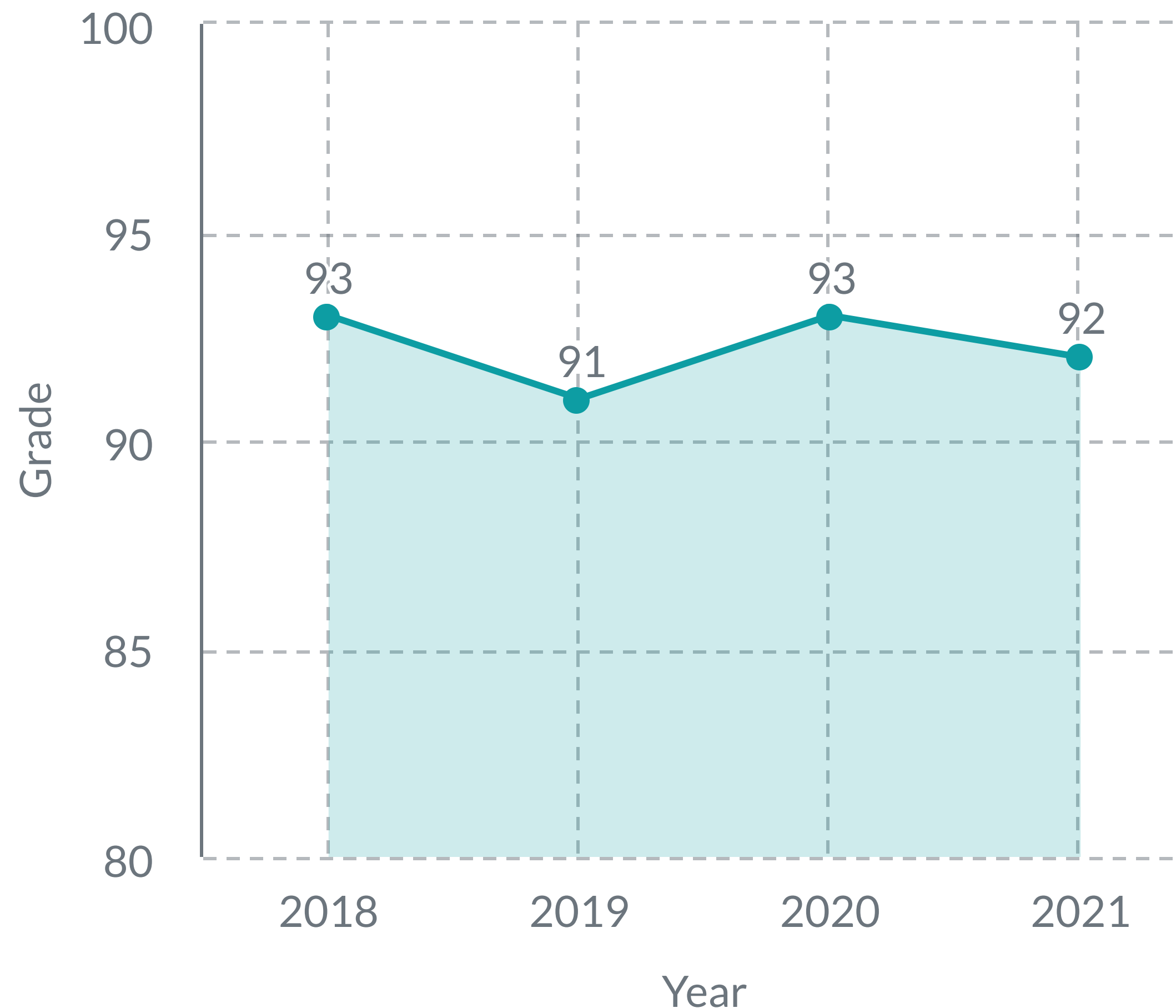
- *Main*: Major damage to staircase infrastructure, footprint in cement, stickers on sign, and etching on staircase and bench, uneven sidewalk, bare spots, migrated debris, large branch by the sidewalk, and grime and bird poop on bench

### Playgrounds:

- *Main*: gate looks rusty and migrated sand
- *Splash Pad*: Large amount of litter

**Sitting Areas:** Weeds in pavers, migrated woodchips, and grime and paint on tables

## Fox Park



### What does the data say?

- Fox Park is down 1% (93 to 92) driven by a drop in Sitting Areas (97 to 90), Playgrounds (100 to 92), and Path and Sidewalks (90 to 84).

## Minor Issues

### Athletic Spaces:

- *Diamond*: Marker on bench

**Bathrooms:** Mold and grime around urinal and tile

**Drinking Fountains:** Purpose paint and sticker residue

### Path and Sidewalks:

- *Main*: Bench arm and fence post peeling

### Playgrounds:

- *Main*: Some equipment is looking worn, sticker residue, and weeds by benches

**Sitting Areas:** Trash in plant beds



# PARKS SCORES

## Major Issues

### Athletic Spaces:

- *Diamonds:* Bases, pad, and block out
- *Fields:* Many worn/bare/dry spots
- *Tennis:* Very worn/cracks in surface

**Bathrooms:** Graffiti and bee bee shot on/in mirror, hole, messy tiles, chips in mirror, and door peeling

**Greenspaces:** Hard to walk through the path

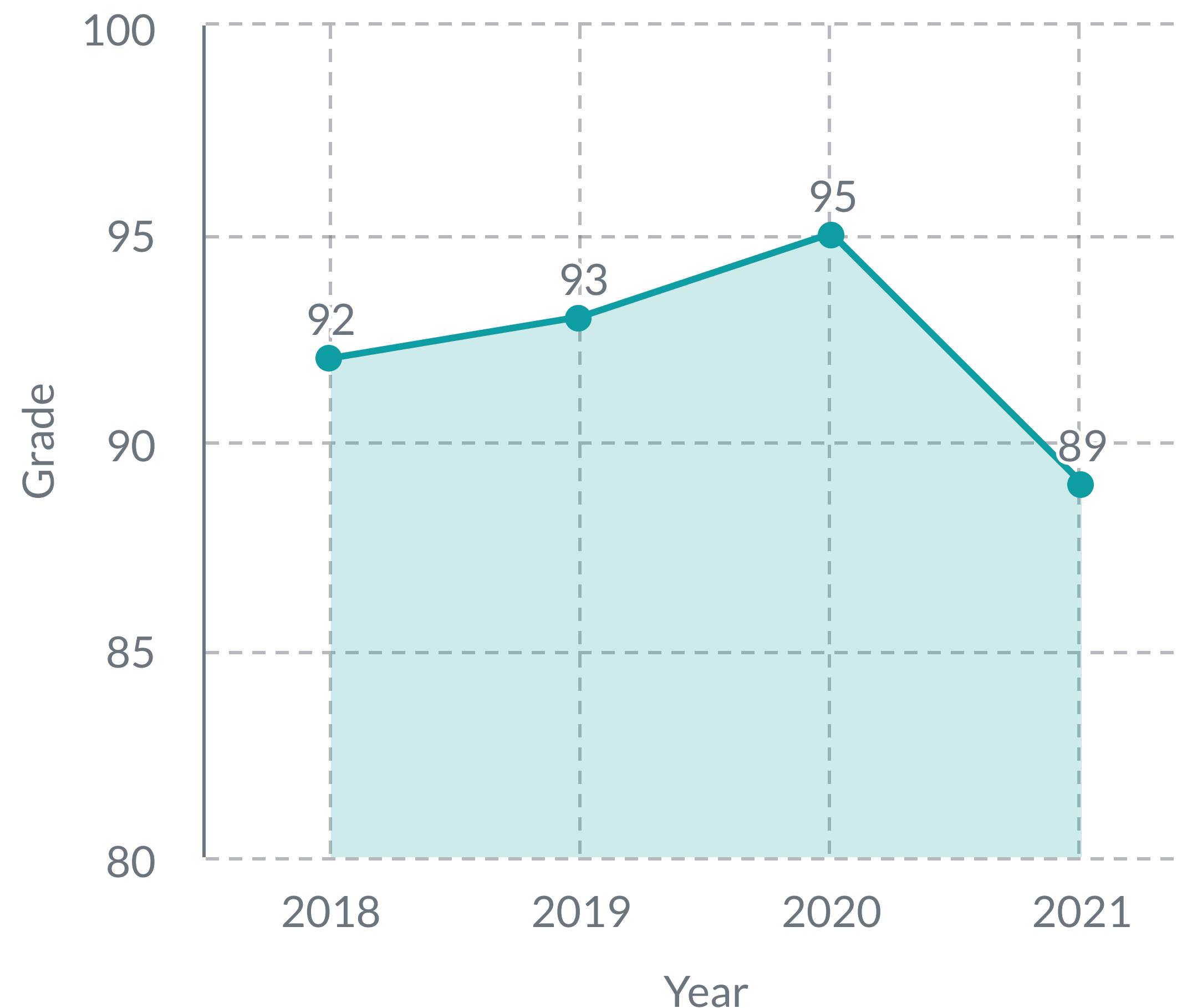
### Path and Sidewalks:

- *Main:* Graffiti/etching by flag pole, benches
- *Exterior:* Graffiti and etching on benches, major cracks, exposed post footer, and dead grass

**Playgrounds:** Holes in surface, and dirty signage and equipment

**Sitting Areas:** Paint and tape

## Lindberg Park



### What does the data say?

- Lindberg Park is down 6% (95 to 89) driven by a drop in Sitting Areas (87 to 76), Playgrounds (98 to 86), Path and Sidewalks (94 to 88), and Greenspaces (99 to 94).

## Minor Issues

### Athletic Spaces:

- *Diamonds:* Graffiti on fence and paint on bleacher, plastic rings and litter, gunk on garbage can and bleachers, worn storage bin, worn spots in field, weeds in bleacher, and rubber noddle hanging from cage top
- *Tennis:* Dirty trash can and signs

**Bathrooms:** Pink marker on walls, wet toilet paper and dirty door

**Drinking Fountains:** Bird poop

**Greenspaces:** Weeds

### Path and Sidewalks:

- *Main:* Food residue and seating grime, Empty tree pit and chipping flag pole base
- *Exterior:* Grime and tar substance by bench, pine needles, limbs, and other debris

**Playgrounds:** Peeling fence

**Sitting Areas:** Gunk on table

# PARKS SCORES

## Major Issues

### **Athletic Spaces:**

- *Diamond:* Migrated sand
- *Tennis:* Lines fading and major cracks

### **Path and Sidewalks:**

- *Main:* Etching and tire marks, mulch out of beds, grime/poop on sign, migrated sand, uneven sidewalk, and major bare spots

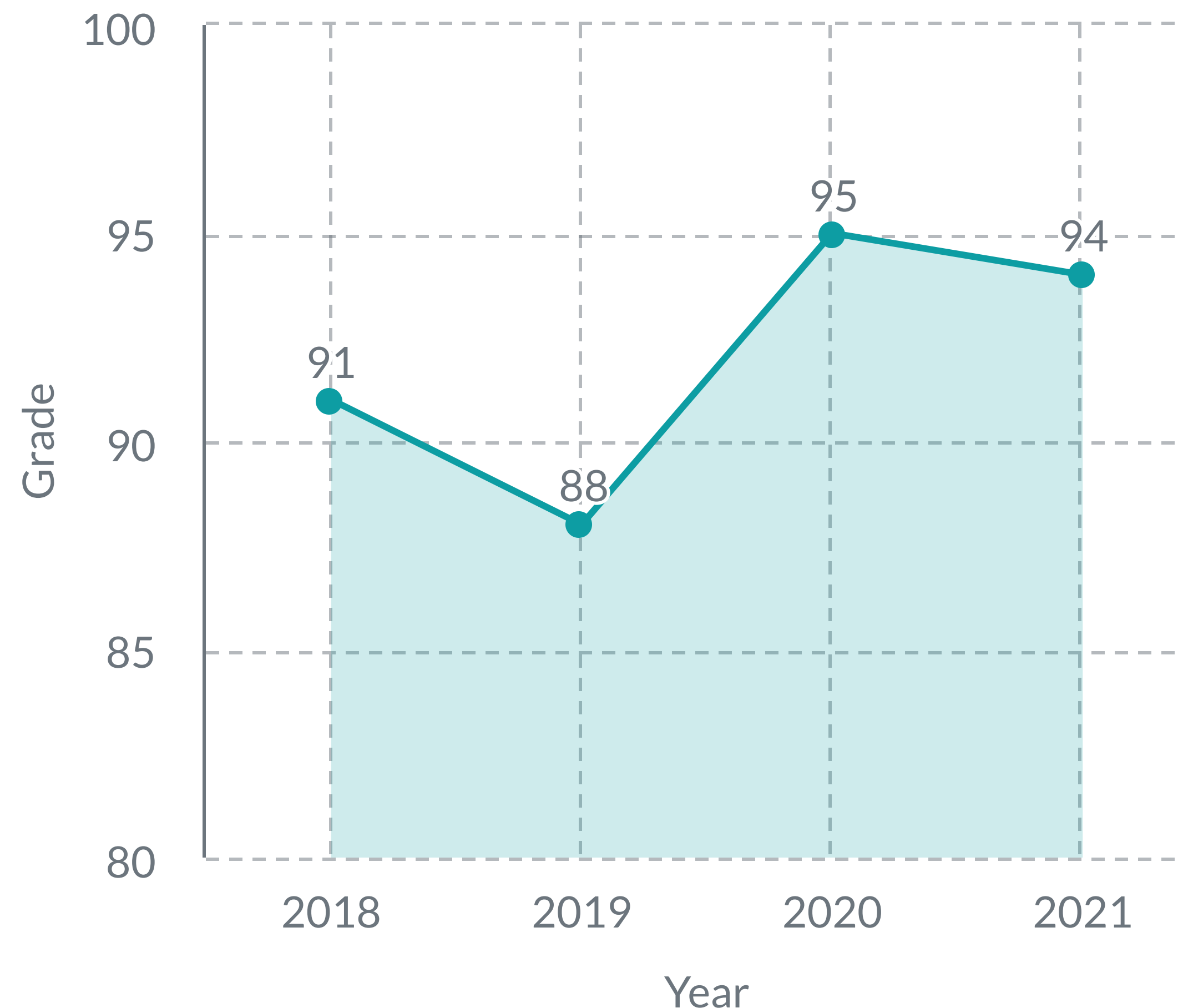
### **Playgrounds:**

- *Main:* Bird poop and grime on fences, migrated sand, worn equipment, and surface damage
- *Splash Pad:* Migrated sand

### **Sitting Areas:**

- *Court:* Litter

## Longfellow Park



## Minor Issues

### **Athletic Spaces:**

- *Diamond:* Litter
- *Tennis:* Plastic rings and branches
- *Field:* Weeds around tree
- *Basketball:* Bleacher end caps missing, litter, leaves, grime by bench, and bird poop on court

### **Bathrooms:** Grime on tile

### **Playgrounds:**

- *Main:* Empty tree pit

### **Sitting Areas:**

- *Center:* Grime on table, worn/bare spots, peeling arm rest, cracks on bench, grate bent, and missing cement sections
- *Court:* Bird poop on benches

## **What does the data say?**

- Longfellow Park is down 1% (95 to 94) driven by a drop in Sitting Areas (99 to 94), Playgrounds (98 to 89), and Athletic Spaces (99 to 94).



# PARKS SCORES

## Major Issues

### Athletic Spaces:

- *Diamonds:* Debris, bird poop/grime on bench/bleacher, plank loose, and seat is bent
- *Tennis:* Burnt spots/cracks on court

**Bathrooms:** Blood on wall from drug use and grime

### Path and Sidewalks:

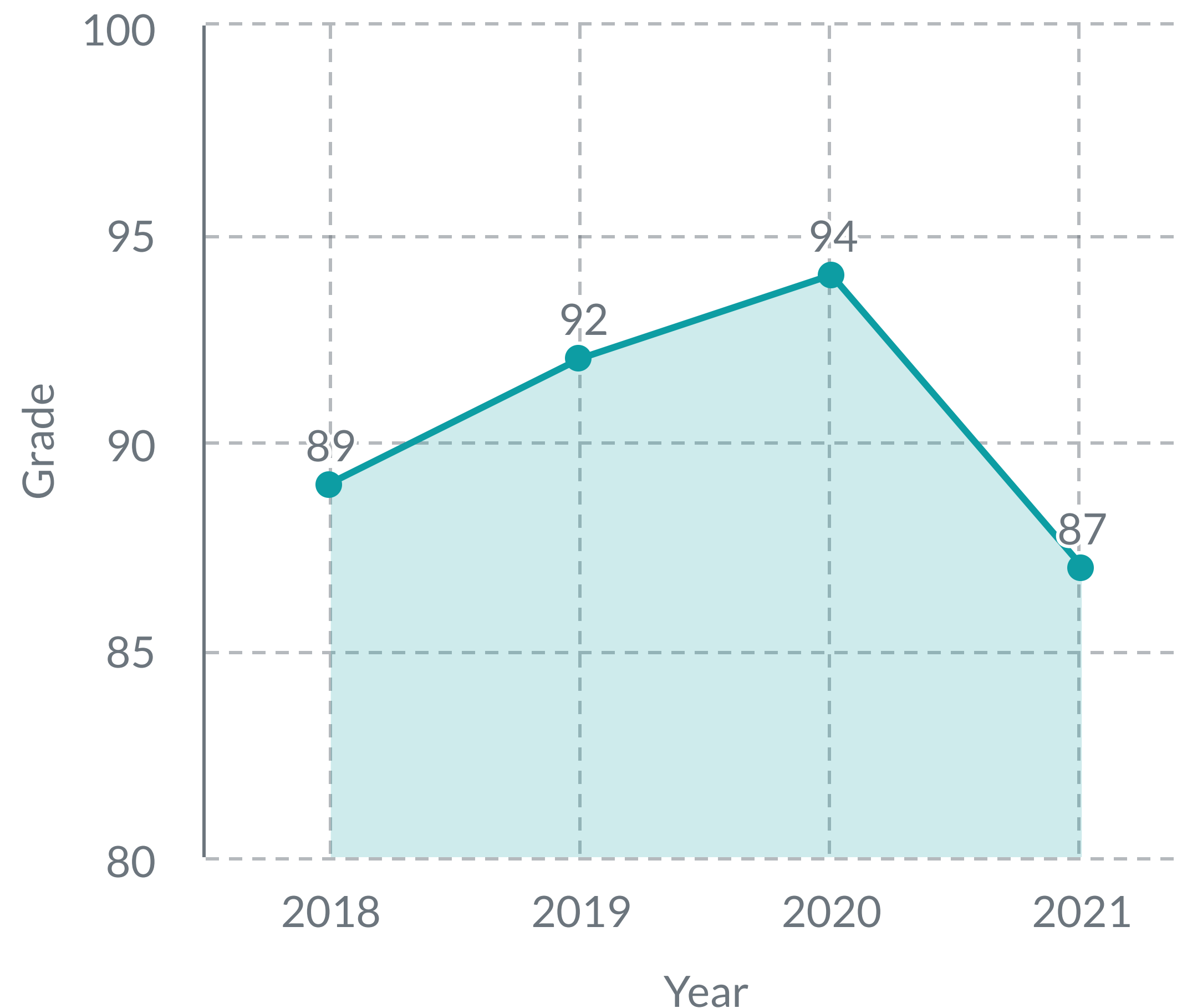
- *Main:* Debris staining sidewalk, charcoal substance on bench, many cracks, hole in garbage can, and large amount of tree weeds
- *Exterior:* Debris staining sidewalk, fencing damage, litter, and clothing hanging on fence

**Greenspaces:** Dead trees and grass, empty tree pit, and litter

**Playgrounds:** Shoe marks on slide and migrated mulch, and stickers

**Sitting Areas:** Litter, tape, food trash, and person sleeping on ground

## Maple Park



### What does the data say?

- Maple Park is down 7% (94 to 87) driven by a drop in Path and Sidewalks (92 to 78) and Greenspaces (100 to 79).

## Minor Issues

### Athletic Spaces:

- *Diamonds:* Cap is peeling
- *Tennis:* Litter

**Bathrooms:** Elastic strap for drug use

**Playgrounds:** Border bed weeds no plantings

**Sitting Areas:** Level cracks and marker on table

# PARKS SCORES

## Major Issues

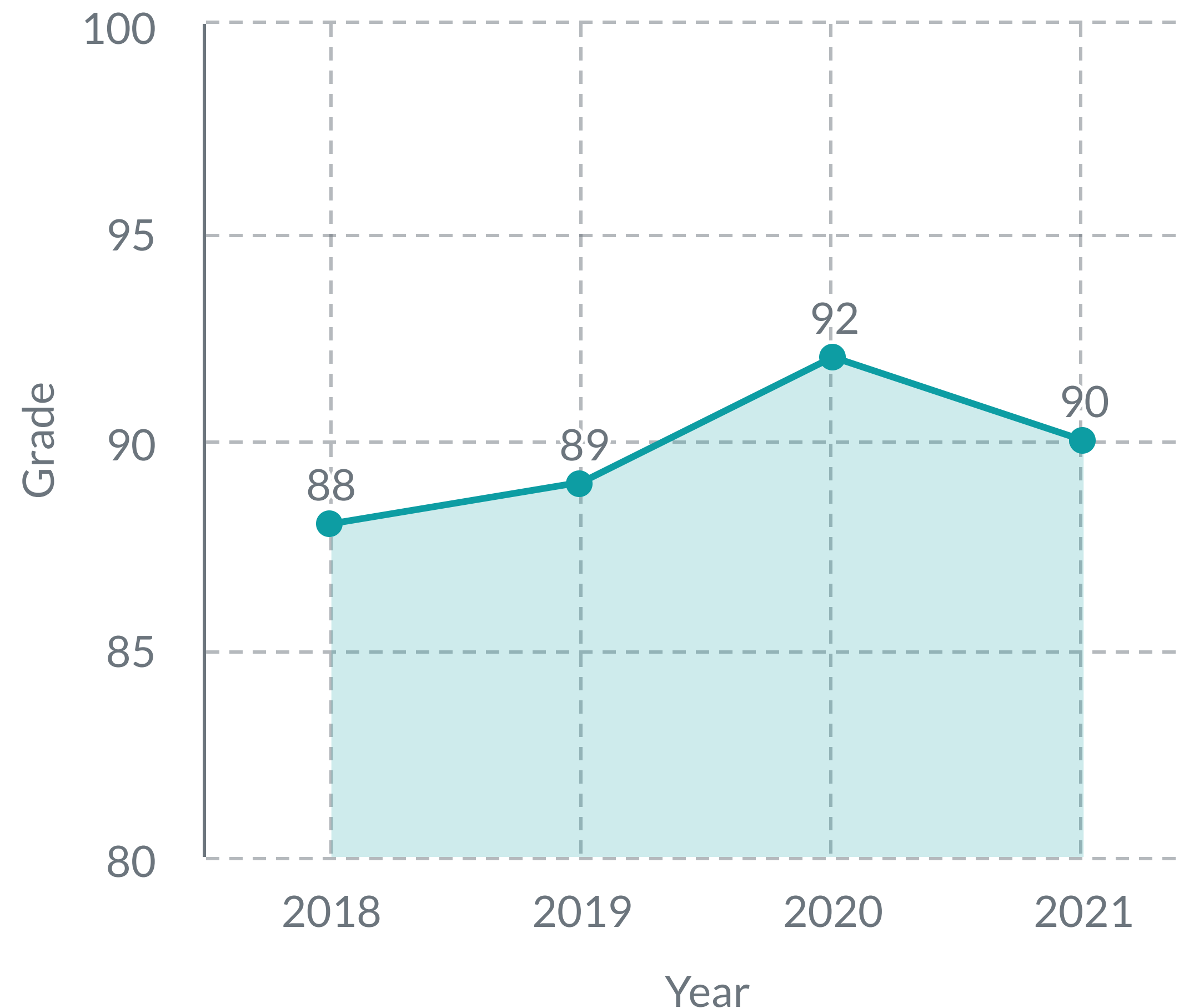
### Path and Sidewalks:

- *Interior:* Tree trunk down
- *Exterior:* Moderate curb damage, moderate cracks
- *Gravel:* Low gravel, exposed fabric, debris, and broken tree trunk

### Greenspaces:

- *South:* Plaque not set properly

## Mills Park



*\*The greenspace behind Pleasant Home at Mills Park was under construction in 2021\**

### What does the data say?

- Mills Park is down 2% (92 to 90) driven by a drop in Greenspaces (99 to 88).

## Minor Issues

### Path and Sidewalks:

- *Interior:* Minor cracking of bench, empty plant bed, paint on rock
- *Exterior:* Litter, bird poop on fence, foot prints in cement, and exposed wiring on light post
- *Gravel:* Minor cracking of bench, and weeds around trees

### Greenspaces:

- *Main:* Tree weeds, dead tree stump, large divots
- *South:* Exposed roots, bare spots
- *Pleasant Home:* Weeds around trees



# PARKS SCORES

## Major Issues

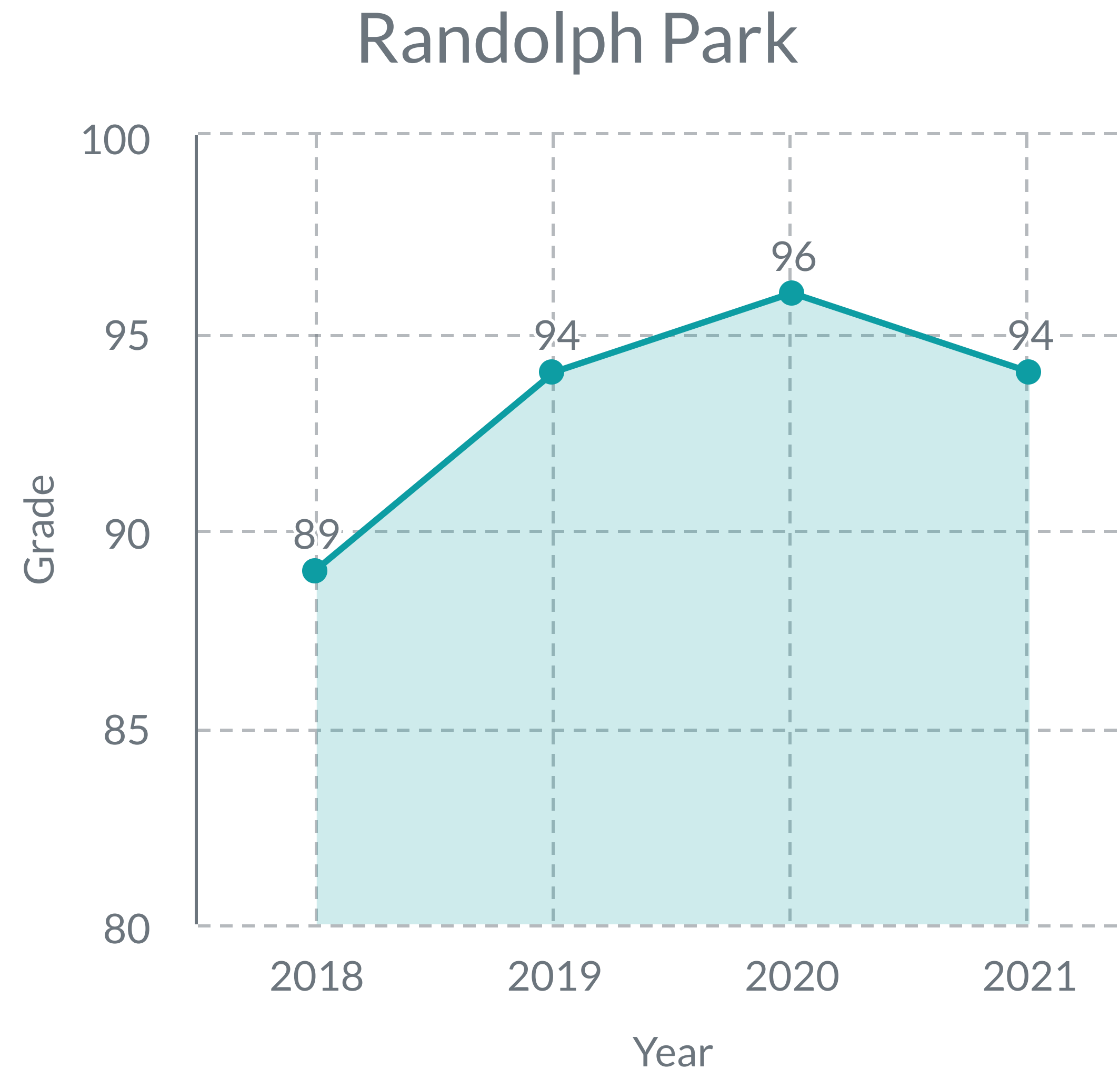
### **Path and Sidewalks:**

- *Main:* Sign is down by fitness equipment and large amount of dead grass
- *Exterior:* Bent fence post in two spots and dirty all over the fence in multiple spots

## Minor Issues

### **Playgrounds:**

- *Tot Lot:* Limbs
- *Workout Equipment:* Grime



### **What does the data say?**

- Randolph Park is down 2% (96 to 94) driven by a drop in Path and Sidewalks (94 to 89).

# PARKS SCORES

## Major Issues

### Athletic Spaces:

- *Field*: Large amount of geese poop everywhere
- *Exterior*: Bent fence post in two spots and dirty all over the fence in multiple spots

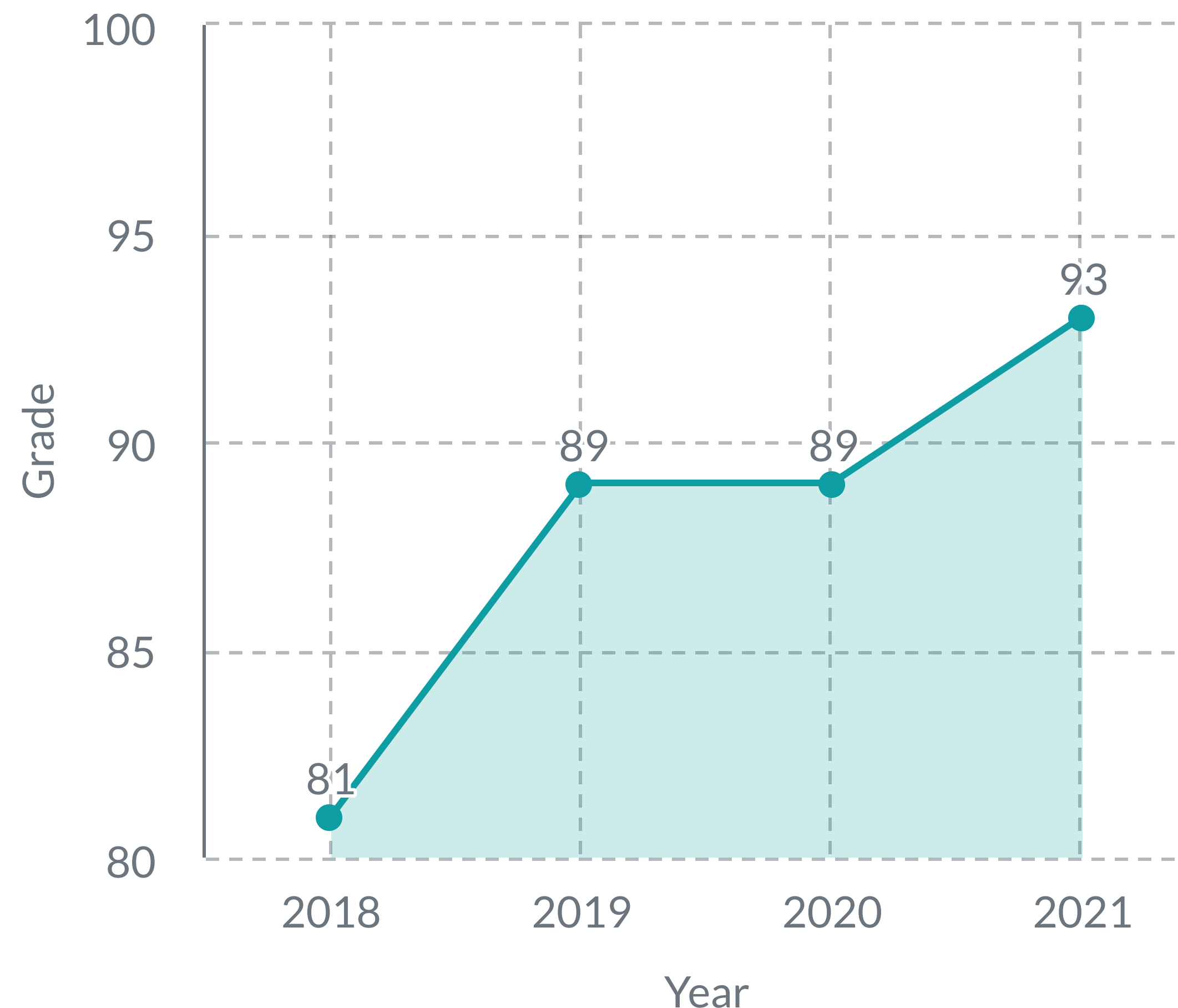
### Path and Sidewalks:

- *Exterior*: Overgrown ground cover and dead branches
- *Main*: Large weeds in beds, paint on sidewalk/post, and etching on bench

### Parking Lots: Faded lines

### Greenspaces: Empty plant bed

## Rehm Park



### What does the data say?

- Rehm Park is up 4% (89 to 93) driven by an increase in Playground (86 to 99).

## Minor Issues

### Athletic Spaces:

- *Field*: Empty tree pit
- *Tennis*: Leaves
- *Volleyball*: Litter

### Path and Sidewalks:

- *Exterior*: Bike rack rust
- *Main*: Bird poop on benches and migrated sand

### Parking Lots: Holes, cracks, and worm/bare spots

### Playgrounds: Leaves

### Sitting Areas: Grime on trash can lid



# PARKS SCORES

## Major Issues

### Athletic Spaces:

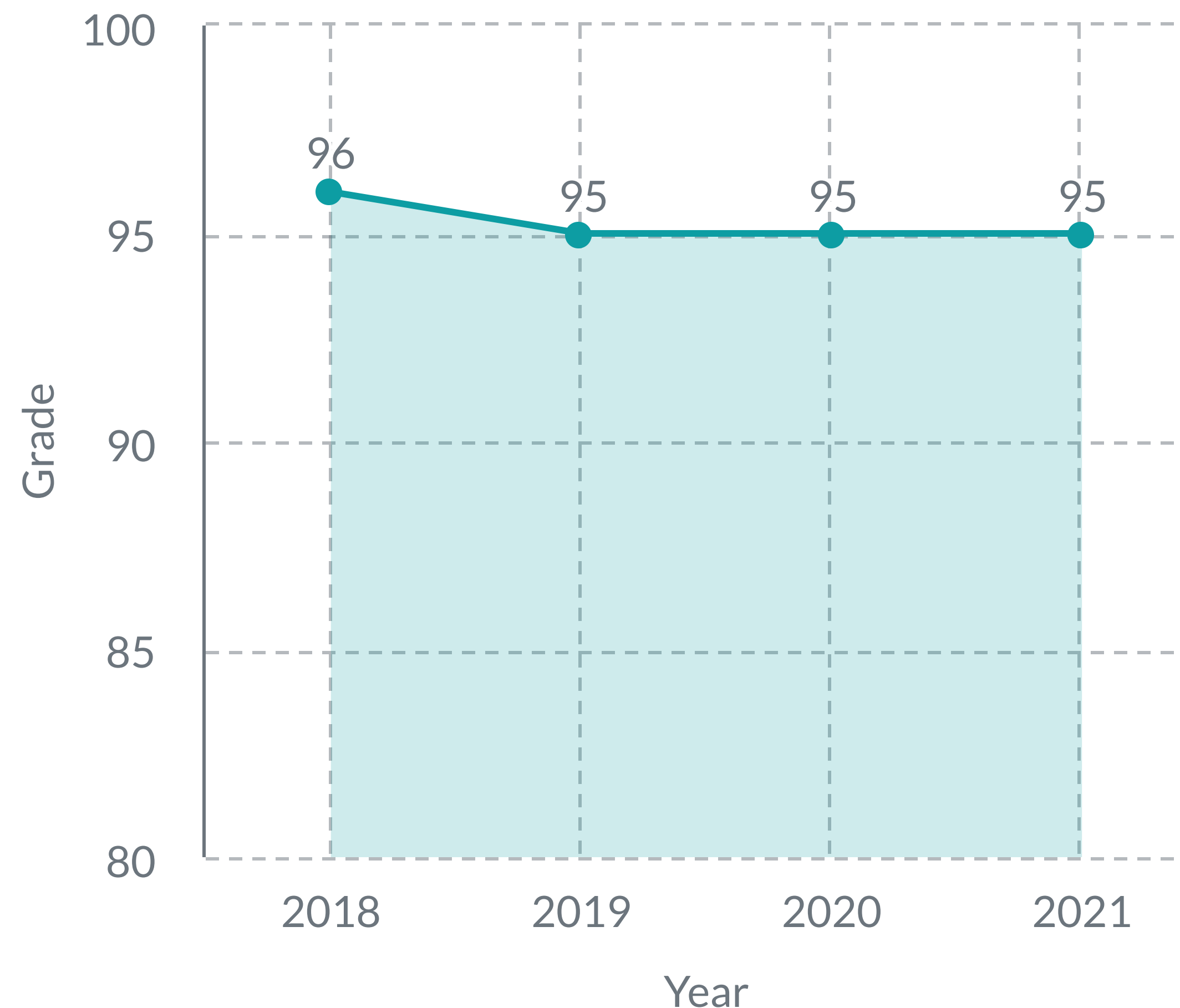
- *Diamond*: Really tall weeds and litter
- *Fields*: Litter along south side

**Bathrooms:** Marker graffiti

**Parking Lots:** Faded lines

**Sitting Areas:** Large amount of litter

## Ridgeland Common



## Minor Issues

### Athletic Spaces:

- *Diamond*: Paint/gunk on bleacher and surface
- *Field*: Wooden base boards broken and splintering

**Path and Sidewalks:** Banner worn and frayed, bare spots, cracks, grime on garbage can, graffiti on bike stand, and sticker residue on post

**Parking Lots:** Cracks

**Sitting Areas:** Weeds

## What does the data say?

- Ridgeland Common had the same score (95) in 2021 and 2020.

# PARKS SCORES

## Major Issues

### Athletic Spaces:

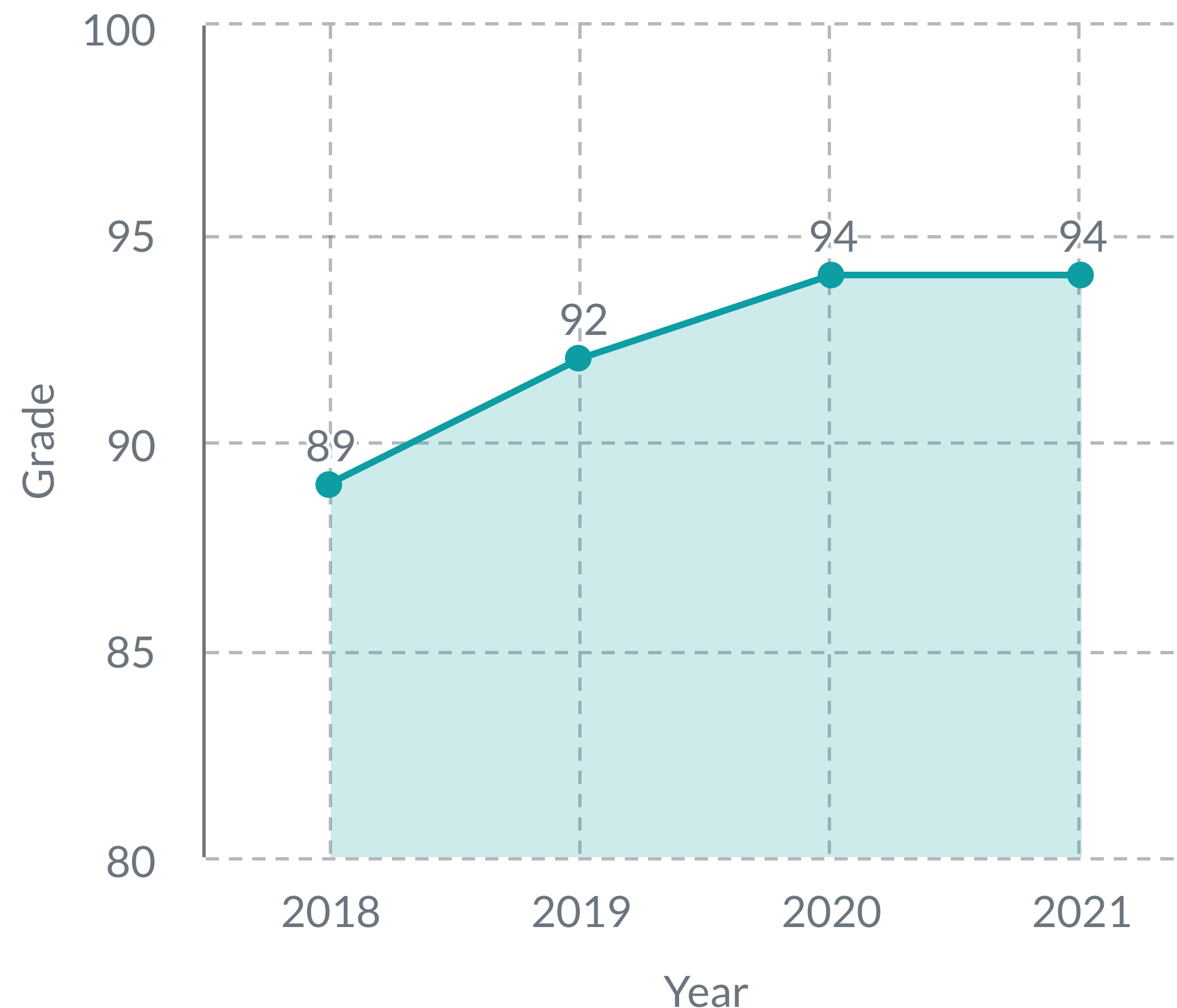
- *Tennis*: Major cracks forming

### Path and Sidewalks:

- *Exterior*: Trimmed branches left behind
- *Main*: Sticker residue on sign by playground, graffiti on sign, and paint on block and garbage can

**Bathrooms:** Dirty vents, excessive wear

## Scoville Park



### What does the data say?

- Scoville Park had the same score (94) in 2021 and 2020.

## Minor Issues

### Athletic Spaces:

- *Tennis*: Small hole in net

### Path and Sidewalks:

- *Exterior*: Empty tree pit, worn/bare spots, litter, and debris
- *Main*: Bird poop on bench

**Bathrooms:** Slightly worn corners, caulk issues, mold by sink, glue residue, and inconsistent signage

**Drinking Fountains:** Dirty surface

**Passive Greenspaces:** Leaf debris and litter

**Playgrounds:** Equipment peeling, migrated sand outside the box, low sand level, and paint on bench.

**Sitting Areas:** Trash can chewed and flap not secure, weeds, some blocks out in plant bed, and flagpole rust



# PARKS SCORES

## Major Issues

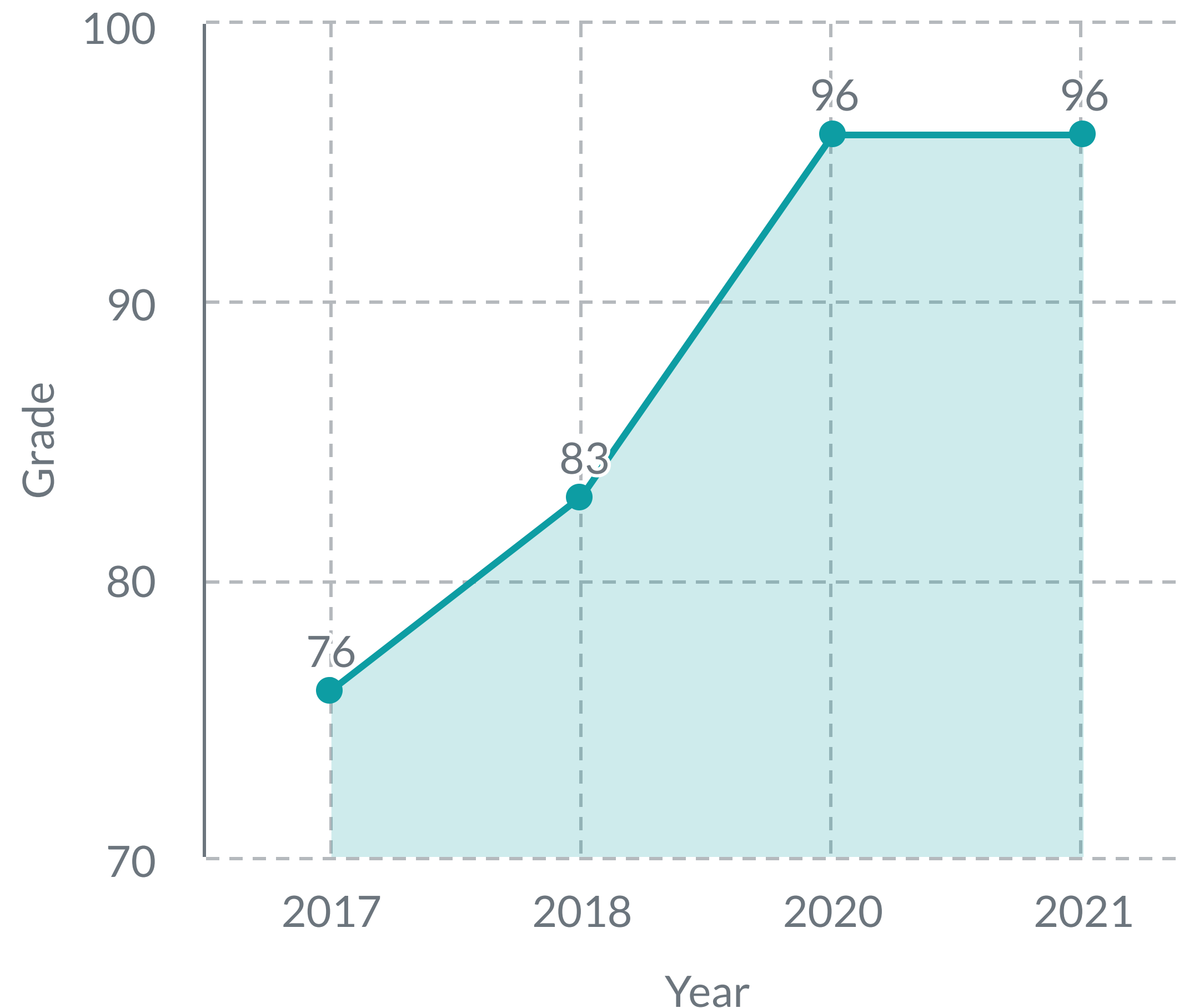
### Athletic Spaces:

- *Basketball*: Shattered backboard and cracks and worn spots
- *Diamond*: Large amount of weeds in stone area
- *Skateboard*: Litter, and graffiti on bench and stickers on house, table, surface, and benches

### Path and Sidewalks:

- *Main*: Damage by stairs/ weather damage

## Stevenson Park



\*Stevenson Park was under construction in 2019\*

### What does the data say?

- Stevenson Park had the same score (96) in 2021 and 2020.

## Minor Issues

### Athletic Spaces:

- *Basketball*: Slight hole in the net, littler, pine needle debris, and sticker on sign
- *Diamond*: Bent bleacher seat, littler, and brown grass patches
- *Field*: Worn/bare/burnt patches
- *Skateboard*: Fence peeling, planters not managed, and grime on table

### Drinking Fountains: Stickers

### Path and Sidewalks:

- *Exterior*: Tall weeds, litter, and level cracks
- *Main*: Litter, grime on trash can, and migrated woodchips

### Sitting Areas: Litter and grime on ping pong table

# PARKS SCORES

## Major Issues

### Athletic Spaces:

- *Field*: Line of bare/brown spots and some by the nets
- *Tennis*: Net torn, major cracks/worn spots, and tall weeds

### Bathrooms:

- *East*: Mirror unusable, wall worn/damaged
- *West*: Paint smears and dirt on window, mirror unusable, wood pieces torn, and holes in wall

**Greenspaces:** Brown patches and grass clippings dumped

**Playgrounds:** Large amount of tree weeds, major desired line toward gazebo

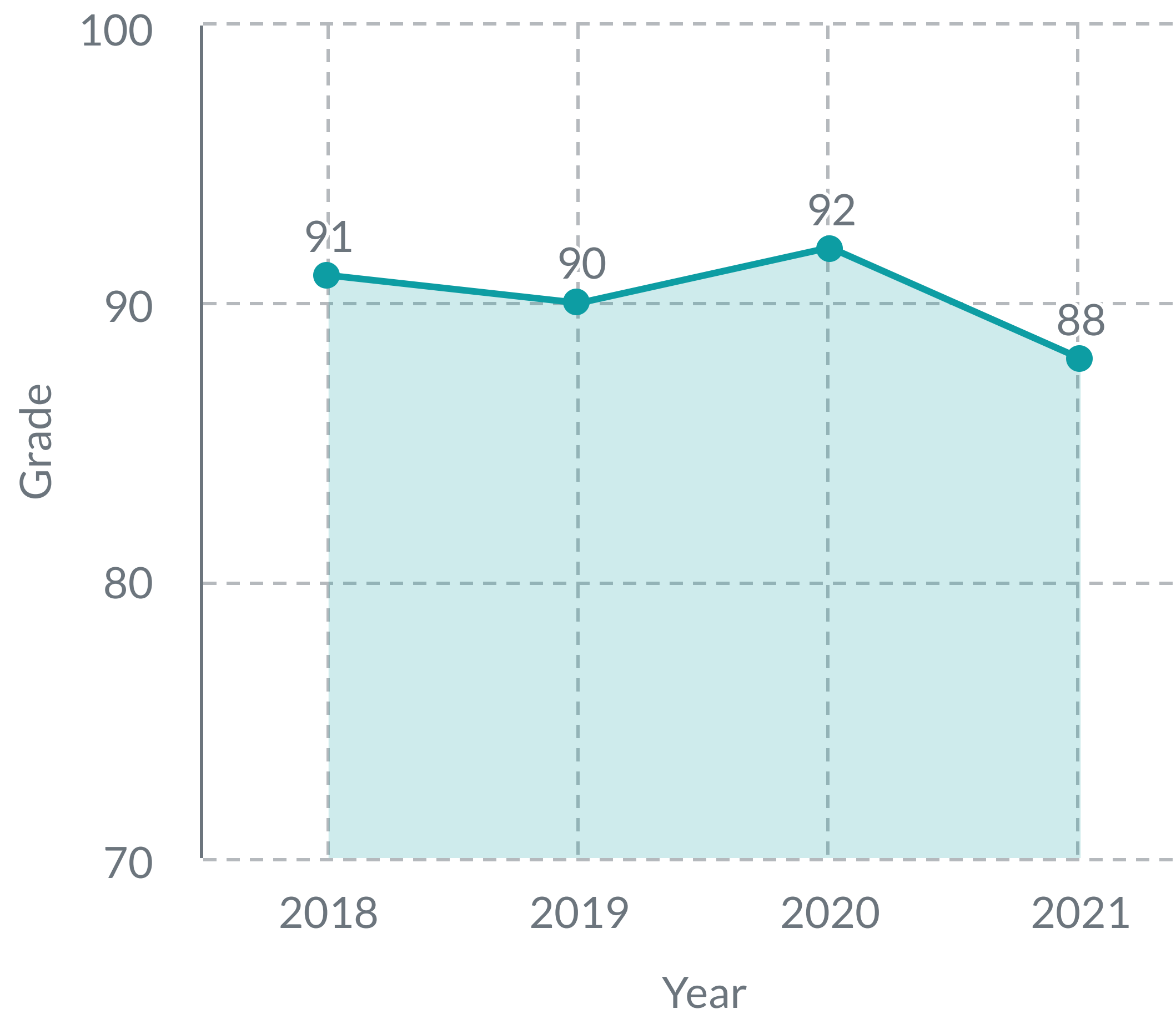
### Path and Sidewalks:

- *Main*: Large tree weeds
- *Exterior*: Empty tree pits, one tree trunk, limbs left by tree, grass clippings on sidewalk

### Sitting Areas:

- *Gazebo*: Dirt and paint on tables and ground

## Taylor Park



### What does the data say?

- Taylor Park is down 4% (92 to 88), driven by an drop in Athletic Spaces (96 to 86), Sitting Areas (92 to 78), and Playgrounds (97 to 89).

## Minor Issues

### Athletic Spaces:

- *Tennis*: Scratches by handle
- *Field*: Litter

### Bathrooms:

- *East*: Glue residue on door, wet toilet paper, scratches on window, and sticker residue

**Drinking Fountains:** Dirty surface

### Path and Sidewalks:

- *Exterior*: Litter and gunk on garbage can
- *Main*: Worn spots and graffiti by/on bleacher, cracks near wetlands, and equipment out

**Greenspaces:** Trash and evidence of fire crackers

**Playgrounds:** Plastic rings, migrated woodchips, and sticker residue

### Sitting Areas:

- *Gazebo*: Trash can hole, gunk, cracks in table and surface
- *Grills*: Edging material



# PARKS SCORES

## Major Issues

### Path and Sidewalks:

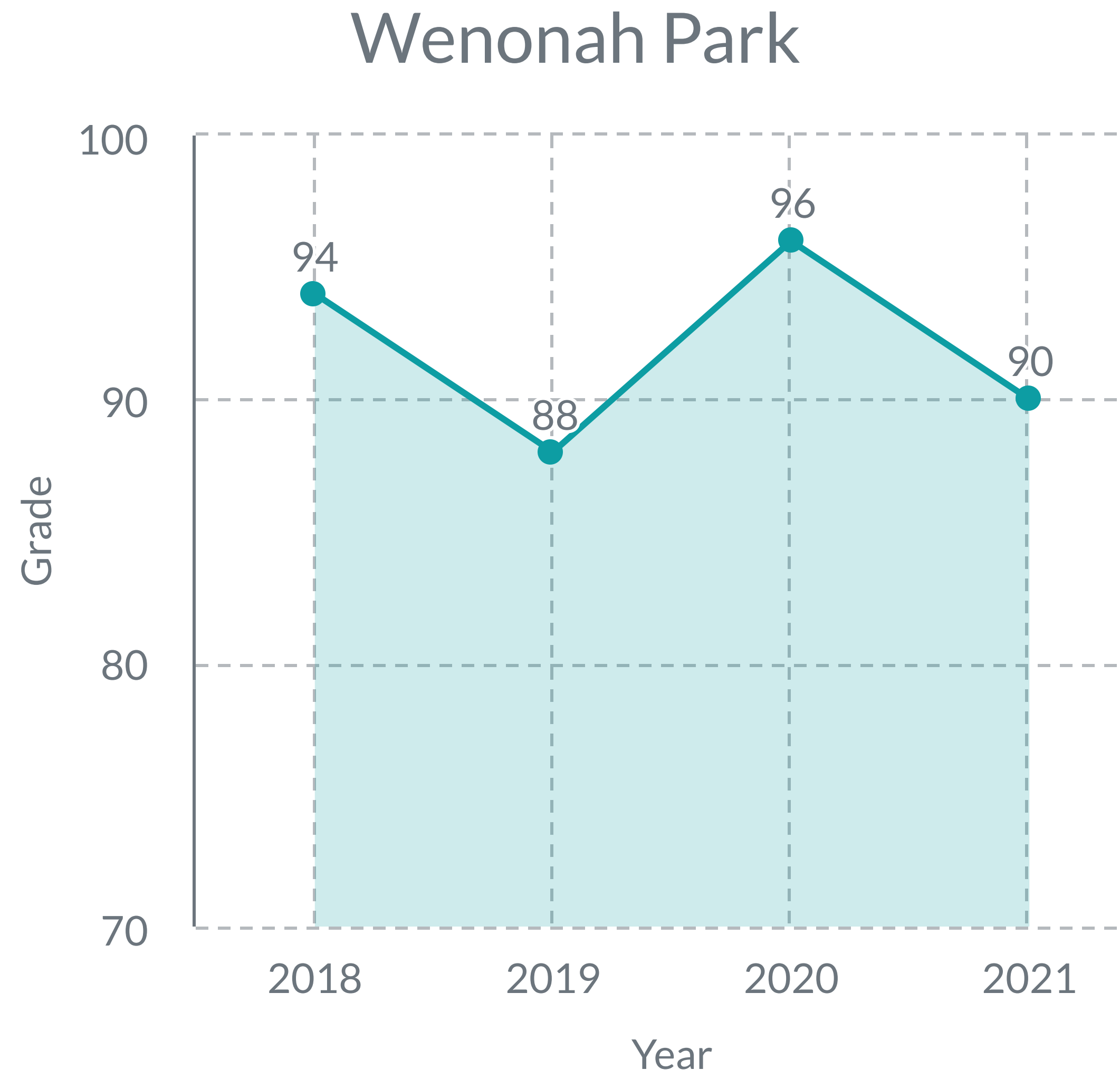
- *Main:* Buckling fence panels along North Side and a large amount of dead grass
- *Exterior:* Tall weeds

## Minor Issues

### Path and Sidewalks:

- *Exterior:* Bird poop and rust on fence and torn sticker on bike rack
- *Main:* Tall weeds

**Playgrounds:** Level cracks and dirt on seating legs



*\*Wenonah Park was under construction in 2019\**

### What does the data say?

- Wenonah Park is down 6% (96 to 90), driven by an drop in Path and Sidewalks (93 to 86).